

SPIS TREŚCI

| marka | |
|------------------|-------|
| ALFA ROMEO | 2 |
| AUDI | 3-4 |
| BMW | 5-6 |
| CHEVROLET/DAEWOO | 7-8 |
| CITROËN | 9-14 |
| DACIA | 15 |
| DAIHATSU | 16 |
| DODGE | 17 |
| FIAT | 18-21 |
| FORD | 22-26 |
| HONDA | 27 |
| HYUNDAI | 28-30 |
| IVECO | 31 |
| JEEP | 32 |
| KIA | 33-34 |
| LANCIA | 35 |
| LAND ROVER | 36 |
| MAN | 37 |
| MAZDA | 38-39 |
| MERCEDES | 40-43 |

| marka | |
|-----------------------------------|---------|
| MINI | 44 |
| MITSUBISHI | 45 |
| NISSAN | 46-48 |
| OPEL | 49-55 |
| PEUGEOT | 56-60 |
| RENAULT | 61-64 |
| SAAB | 65 |
| SEAT | 66-67 |
| ŠKODA | 68-70 |
| SMART | 71 |
| SUBARU | 72 |
| SUZUKI | 73-74 |
| TOYOTA | 75-77 |
| VOLKSWAGEN | 78-84 |
| VOLVO | 85 |
| FELGI WG NUMERÓW KATALOGOWYCH | 86-95 |
| FELGI DO POJAZDÓW CIĘŻAROWYCH | 96-101 |
| FELGI DO PRZYCZEPEK JEDNOOSIOWYCH | 102 |
| DANE TECHNICZNE | 103-104 |

INFORMACJA

MW Poland Sp. z o.o. informuje, że podane w niniejszym katalogu informacje są zgodne ze specyfikacją dostarczoną przez producentów oraz że dołożono wszelkich możliwych starań, aby były one poprawne. Jednocześnie nie bierzemy odpowiedzialności za wszelkie zmiany techniczne, wykluczenia oraz błędy w druku.

Przypominamy, że kupujący wybierają felgi i opony całkowicie samodzielnie. Konieczne jest przy tym przestrzeganie wskazówek znajdujących się w instrukcji obsługi, która określa parametry felg i opon posiadających homologację do danego pojazdu. Należy wziąć pod uwagę, że rozmiary opon letnich i zimowych mogą różnić się od siebie. Rozmiary opon podane w niniejszym katalogu są najbardziej popularne, jednak możliwe jest też stosowanie innych dopuszczalnych rozmiarów.

LEGENDA

- N** nowe felgi
- K** końcówka sprzedaży, tylko do wyczerpania zapasów
- sr** felga w kolorze srebrnym
- cz** felga w kolorze czarnym
- info** informacje w przygotowaniu

| Model | Uwagi | Silniki | Numer ABE | Kod projektu | Lata produkcji | Rozmiary felgi | Rozmiary opon | MWP | Alcar | MWD | KPZ | Parametry techniczne | | | | Ilość na paczce | Waga kg | Cena detaliczna netto PLN |
|-------|-------|---------|-----------|--------------|----------------|----------------|---------------|-----|-------|-----|-----|----------------------|-----|----|----|-----------------|---------|---------------------------|
| | | | | | | | | | | | | CH | PCD | ST | ET | | | |

Alfa Romeo



| | | | |
|---------|---------|---------|---------|
| R1-1475 | R1-1594 | R1-1710 | R1-1772 |
|---------|---------|---------|---------|

| | | | | | | | | | | | | | | | | | | | | |
|---------------------|-----------------|---|-------------------|-----|-------------|--------|-----------|-----------|--|---------|------|-------|----------|----|-----|---|----|----|------|-----|
| 159/159 Sport Wagon | | 1.8MPI-16V/1.9JTDM-8V/1.9JTDM-16V/2.2JTS-16V | e3*2001/116*0212* | 939 | 05.08- | 7 Jx16 | 205/55R16 | 215/55R16 | | R1-1594 | 8217 | 16079 | AR516003 | 65 | 110 | 5 | 34 | 30 | 8,40 | 270 |
| 159/159 Sport Wagon | | 1.8MPI-16V/1.9JTS-16V/1.9JTDM-8V/1.9JTDM-16V/2.2JTS-16V | e3*2001/116*0212* | 939 | 09.05-04.08 | 7 Jx16 | 205/55R16 | 215/55R16 | | R1-1594 | 8217 | 16079 | AR516003 | 65 | 110 | 5 | 34 | 30 | 8,40 | 270 |
| Giulietta/Turismo | | 1.4TB-16V/1.4TB-16V-MultiAir/1.6JTDM-16V/2.0JTDM-16V | e3*2007/46*0027* | 940 | 05.10- | 7 Jx16 | 195/55R16 | 205/55R16 | | R1-1772 | 8227 | 16151 | AR516007 | 65 | 110 | 5 | 41 | 30 | 9,20 | 290 |
| MiTo/Turismo | tylko 51 i 88kW | 0.9-8V-TwinAir/1.3JTDM-16V/1.4-8V/1.4-16V/1.4TB-16V/1.4TB-16V-Multi-Air/1.6JTDM-16V | e3*2001/116*0278* | 955 | 09.08- | 6 Jx15 | 185/65R15 | | | R1-1475 | 8185 | 15159 | FLS15009 | 58 | 98 | 4 | 40 | 40 | 9,15 | 247 |
| MiTo/Turismo | | 0.9-8V-TwinAir/1.3JTDM-16V/1.4-8V/1.4-16V/1.4TB-16V/1.4TB-16V-Multi-Air/1.6JTDM-16V | e3*2001/116*0278* | 955 | 09.08- | 7 Jx16 | 195/55R16 | | | R1-1710 | 9442 | 16119 | AR516005 | 58 | 98 | 4 | 39 | 30 | 8,60 | 300 |

| Model | Uwagi | Silniki | Numer ABE | Kod projektu | Lata produkcji | Rozmiary felgi | Rozmiary opon | | | MWP | Alcar | MWD | KPZ | Parametry techniczne | | | | Liczba pakietów | Waga kg | Cena detaliczna netto PLN |
|-------|-------|---------|-----------|--------------|----------------|----------------|---------------|--|--|-----|-------|-----|-----|----------------------|-----|----|----|-----------------|---------|---------------------------|
| | | | | | | | | | | | | | | CH | PCD | ST | ET | | | |

Audi (Kontynuacja)

| | | | | | | | | | | | | | | | | | | | | |
|---------------------|---|--|---|--------|-------------|----------|-----------|-----------|--|---------|------|-------|----------|------|-----|---|----|----|------|-----|
| A4/Avant | | 1.8TFSI/2.0TDI/2.0TDI-e/2.7TDI/3.0TDI/3.2FSI/Quattro | e1*2001/116*0430*, e13*2007/46*1084* | B8/B81 | 11.07-12.15 | 7.5 Jx16 | 225/55R16 | | | R1-1800 | 9707 | 16196 | | 66,5 | 112 | 5 | 45 | 30 | 9,15 | 339 |
| A4/Avant (Facelift) | | 1.6i/1.8i/1.9TDI/2.0i/2.0TDI/Quattro | e1*2001/116*0151* | 8E | 12.04-10.08 | 7 Jx16 | 205/55R16 | 215/55R16 | | R1-1565 | 9885 | 16064 | AD516011 | 57 | 112 | 5 | 42 | 30 | 9,35 | 290 |
| A6/Avant | | 1.8/1.8T/1.9TDI/2.4/2.5TDI/2.8/Quattro | e1*96/27*0051*, e1*98/14*0051* | 4B | 05.97-08.99 | 6 Jx15 | 195/65R15 | 205/60R15 | | R1-1014 | 8860 | 15079 | AD515008 | 57 | 112 | 5 | 45 | 40 | 8,85 | 234 |
| A6/Avant | | 1.8/1.9TDI/2.0/2.5TDI/2.6/2.8/2.8-30V/Quattro | F619, F619/1 | C4 | 06.94-04.97 | 6 Jx15 | 195/65R15 | 205/60R15 | | R1-1014 | 8860 | 15079 | AD515008 | 57 | 112 | 5 | 45 | 40 | 8,85 | 234 |
| A6/Avant | | 1.8/1.8T/1.9TDI/2.4/2.5TDI/2.8/Quattro | e1*96/27*0051*, e1*98/14*0051*, e1*2001/116*0051* | 4B | 09.99-03.05 | 6 Jx16 | 205/55R16 | | | R1-1361 | 9490 | 16005 | AD516004 | 57 | 112 | 5 | 40 | 30 | 9,00 | 325 |
| A6/Avant | | 2.0TFSI/2.0TDI/2.0TDI-e/2.7TDI/2.8FSI/3.0TDI/Quattro | e13*2007/46*1080* | 4F1 | 01.10-07.11 | 7 Jx16 | 205/60R16 | 225/55R16 | | R1-1565 | 9885 | 16064 | AD516011 | 57 | 112 | 5 | 42 | 30 | 9,35 | 290 |
| A6/Avant | | 2.0TFSI/2.0TDI/2.4i/2.7TDI/2.8FSI/3.0i/3.0TDI/3.2FSI/Quattro | e1*2001/116*0254* | 4F | 05.04-07.11 | 7 Jx16 | 205/60R16 | 225/55R16 | | R1-1565 | 9885 | 16064 | AD516011 | 57 | 112 | 5 | 42 | 30 | 9,35 | 290 |
| A6/Avant | w niektórych wersjach dozwolone tylko felgi 17" lub 18" | 1.8TFSI/2.0TDI/2.8FSI/3.0TDI | e1*2007/46*0436*, e13*2007/46*1147* | 4G/4G1 | 03.11-12.15 | 7.5 Jx16 | 225/60R16 | | | R1-1849 | 9873 | 16173 | | 66,5 | 112 | 5 | 37 | 30 | 7,75 | 330 |
| Q2 | | 1.0TFSI/1.4TFSI/1.6TDI/2.0TFSI/2.0TDI/Quattro | e1*2007/46*1552* | GA | 11.16- | 6 Jx16 | 205/60R16 | | | R1-1979 | 6665 | 16236 | V0516039 | 57 | 112 | 5 | 43 | 30 | 7,95 | 257 |
| Q2 | | 1.0TFSI/1.4TFSI/1.6TDI/2.0TFSI/2.0TDI/Quattro | | | 11.16-12.15 | 6.5 Jx16 | 205/60R16 | | | R1-1958 | 7025 | 16224 | V0516038 | 57 | 112 | 5 | 48 | 30 | 9,30 | 278 |



R1-953 **R1-1319** **R1-1490** **R1-1568** **R1-1598** **R1-1703** **R1-1704** **R1-1705** **R1-1759** **R1-1904** **R1-1905**



R1-1906 **R1-1916**

| | | | | | | | | | | | | | | | | | | | | |
|------------------------------------|---------------------------------|--|-----------------------------------|---------|-------------|----------|-----------|-----------|--|----------------|------|-------|----------|------|-----|---|----|----|------|------------|
| 1-er | | 116i/116d/118i/118d/120i/120d | e1*2001/116*0287* | 187 | 09.04-08.09 | 6.5 Jx16 | 195/55R16 | | | R1-1703 | 9153 | 16104 | BM516018 | 72,5 | 120 | 5 | 42 | 40 | 7,20 | 355 |
| 1-er | | 116i/116d/118i/118d/120i/120d/123d | e1*2007/46*0273*04, -/283*03 | 1K2/1K4 | 09.09-09.11 | 6.5 Jx16 | 195/55R16 | | | R1-1703 | 9153 | 16104 | BM516018 | 72,5 | 120 | 5 | 42 | 40 | 7,20 | 355 |
| 1-er | | 116i/116d/118i/118d/120i/120d/123d | e1*2007/46*0273*04, -/283*03 | 1K2/1K4 | 09.09-09.11 | 7 Jx16 | 205/55R16 | | | R1-1704 | 9577 | 16105 | BM516019 | 72,5 | 120 | 5 | 44 | 40 | 7,40 | 330 |
| 1-er | | 116i/116d/118i/118d/120i/120d | e1*2001/116*0287* | 187 | 11.07-08.09 | 7 Jx16 | 205/55R16 | | | R1-1704 | 9577 | 16105 | BM516019 | 72,5 | 120 | 5 | 44 | 40 | 7,40 | 330 |
| 1-er (F20/21) | zastępuje R1-1816 z powodu TPMS | 114i/114d/116i/116d/118i/118d/120d | e1*2007/46*0273*05, -/283*04 | 1K2/1K4 | 10.11- | 6.5 Jx16 | 195/55R16 | | | R1-1904 | 9244 | 16199 | BM516025 | 72,5 | 120 | 5 | 33 | 30 | 7,10 | 330 |
| 1-er (F20/21) | zastępuje R1-1815 z powodu TPMS | 114i/114d/116i/116d/116ed/118i/118d/120d/125i/125d/118d-xDrive/120d-xDrive | e1*2007/46*0273*05, -/283*04 | 1K2/1K4 | 10.11- | 7 Jx16 | 205/55R16 | | | R1-1906 | 9613 | 16198 | BM516026 | 72,5 | 120 | 5 | 40 | 30 | 7,95 | 327 |
| 1-er Coupé/Cabrio | | Coupé 120d/125i Cabrio 118i/118d/120i | e1*2001/116*0352* | 182 | 08.07-08.09 | 6.5 Jx16 | 195/55R16 | | | R1-1703 | 9153 | 16104 | BM516018 | 72,5 | 120 | 5 | 42 | 40 | 7,20 | 355 |
| 1-er Coupé/Cabrio | | Coupé 118d/120i/120d/125i Cabrio 118i/118d/120i | e1*2007/46*0277* | 1C | 09.09-12.13 | 6.5 Jx16 | 195/55R16 | | | R1-1703 | 9153 | 16104 | BM516018 | 72,5 | 120 | 5 | 42 | 40 | 7,20 | 355 |
| 1-er Coupé/Cabrio | | Coupé 120d Cabrio 118i/118d/120i/120d/125i | e1*2001/116*0352* | 182 | 08.07-08.09 | 7 Jx16 | 205/55R16 | | | R1-1704 | 9577 | 16105 | BM516019 | 72,5 | 120 | 5 | 44 | 40 | 7,40 | 330 |
| 1-er Coupé/Cabrio | | Coupé 118d/120i/120d/125i Cabrio 118i/118d/120i/120d/125i | e1*2007/46*0277* | 1C | 09.09-12.13 | 7 Jx16 | 205/55R16 | | | R1-1704 | 9577 | 16105 | BM516019 | 72,5 | 120 | 5 | 44 | 40 | 7,40 | 330 |
| 2-er Active Tourer (F45) | | 214d/216d/218d/218i/220i/220d/220dx | od e1*2007/46*0371*13 | UKL-L | 09.14- | 7 Jx16 | 195/65R16 | | | R1-1916 | 7502 | 16211 | BM516029 | 66,5 | 112 | 5 | 47 | 30 | 8,50 | 325 |
| 2-er Coupé/Cabrio (F22/F23) | | 218d/220d/220i/220dxDrive/220i | od e1*2007/46*0277*08 | 1C | 03.14- | 7 Jx16 | 205/55R16 | | | R1-1906 | 9613 | 16198 | BM516026 | 72,5 | 120 | 5 | 40 | 30 | 7,95 | 327 |
| 3-er | | 316i/318i/318d/320i/320d/325i | e1*2001/116*0308* | 390L | 03.05-08.07 | 7 Jx16 | 205/55R16 | 225/50R16 | | R1-1598 | 8345 | 16078 | BM516017 | 72,5 | 120 | 5 | 34 | 40 | 8,30 | 360 |
| 3-er | | 316i/318i/318iS/318tds/320i/323i/325td/325tds/328i | e1*93/81*0015* | 3/C | 08.95-04.98 | 7 Jx16 | 205/55R16 | 225/50R16 | | R1-1490 | 9690 | 16029 | BM516003 | 72,5 | 120 | 5 | 47 | 30 | 8,65 | 358 |
| 3-er | | 316i/318i/318d/320i/320d/325i | e1*2001/116*0308*09 | 390L | 09.07-12.09 | 7 Jx16 | 205/55R16 | | | R1-1705 | 9557 | 16106 | BM516020 | 72,5 | 120 | 5 | 31 | 40 | 7,95 | 360 |
| 3-er 4x4 | | 325xi | e1*98/14*0144*, e1*2001/116*0144* | 346X | 04.00-03.05 | 7 Jx16 | 205/55R16 | | | R1-1490 | 9690 | 16029 | BM516003 | 72,5 | 120 | 5 | 47 | 30 | 8,65 | 358 |

| Model | Uwagi | Silniki | Numer ABE | Kod projektu | Lata produkcji | Rozmiary felgi | Rozmiary opon | MWP | Alcar | MWD | KPZ | Parametry techniczne | | | | Ilość na pakiecie | Waga kg | Cena detaliczna netto PLN |
|-------------------------------------|-------|--|--|---------------|----------------|----------------|---------------------|----------------|-------|-------|----------|----------------------|-----|----|----|-------------------|---------|---------------------------|
| | | | | | | | | | | | | CH | PCD | ST | ET | | | |
| 3-er Compact | | 316ti/318ti/318td | e1*98/14*0167*, e1*2001/116*0167* | 346K | 06.01-03.05 | 6.5 Jx15 | 195/65R15 205/60R15 | R1-1319 | 9400 | 15055 | BM515012 | 72,5 | 120 | 5 | 42 | 40 | 8,75 | 253 |
| 3-er Compact | | 316i/318iS/318ti/318tds/323ti | e1*93/81*0017*, e1*98/14*0017* | 3/CG | 05.94-05.01 | 7 Jx16 | 205/55R16 225/50R16 | R1-1490 | 9690 | 16029 | BM516003 | 72,5 | 120 | 5 | 47 | 30 | 8,65 | 358 |
| 3-er Compact | | 316ti/318ti/318td/320td/325ti | e1*98/14*0167*, e1*2001/116*0167* | 346K | 06.01-03.05 | 7 Jx16 | 205/55R16 225/50R16 | R1-1490 | 9690 | 16029 | BM516003 | 72,5 | 120 | 5 | 47 | 30 | 8,65 | 358 |
| 3-er Coupé/Cabrio | | 316Ci/318Ci/320Ci/323Ci Cabrio 318Ci | e1*98/14*0112*, e1*2001/116*0112*, e1*98/14*0146*, e1*2001/116*0146* | 346C/346R | 10.99-03.07 | 6.5 Jx15 | 195/65R15 205/60R15 | R1-1319 | 9400 | 15055 | BM515012 | 72,5 | 120 | 5 | 42 | 40 | 8,75 | 253 |
| 3-er Coupé/Cabrio | | Coupé 316Ci/320Ci/320Cd/325Ci Cabrio 320Ci/320Cd/325Ci | e1*2001/116*0346* | 392C | 01.06-08.07 | 7 Jx16 | 205/55R16 225/50R16 | R1-1598 | 8345 | 16078 | BM516017 | 72,5 | 120 | 5 | 34 | 40 | 8,30 | 360 |
| 3-er Coupé/Cabrio | | Coupé 316i/318i/320i/320d-xDrive/325i Cabrio 318i/320i/320i/320d/325i | e1*2007/46*0316 | 3C | 01.10-01.14 | 7 Jx16 | 205/55R16 | R1-1705 | 9557 | 16106 | BM516020 | 72,5 | 120 | 5 | 31 | 40 | 7,95 | 360 |
| 3-er Coupé/Cabrio | | Coupé 316Ci/320Ci/320Cd/325Ci Cabrio 320Ci/320Cd/325Ci | e1*2001/116*0346* | 392C | 09.07-12.09 | 7 Jx16 | 205/55R16 | R1-1705 | 9557 | 16106 | BM516020 | 72,5 | 120 | 5 | 31 | 40 | 7,95 | 360 |
| 3-er Coupé/Cabrio | | Coupé 316Ci/318Ci/320Ci/323Ci/325Ci/328Ci Cabrio 318Ci/320Ci/323Ci/325Ci | e1*98/14*0112*, e1*2001/116*0112*, e1*98/14*0146*, e1*2001/116*0146* | 346C/346R | 10.99-03.07 | 7 Jx16 | 205/55R16 225/50R16 | R1-1490 | 9690 | 16029 | BM516003 | 72,5 | 120 | 5 | 47 | 30 | 8,65 | 358 |
| 3-er Coupé/Cabrio | | Coupé 316i/318iS/320i/323i/325i/328i/Cabrio 318i/320i/323i/325i/328i | e1*93/81*0016* | 3/B | 04.98-04.00 | 7 Jx16 | 205/55R16 225/50R16 | R1-1490 | 9690 | 16029 | BM516003 | 72,5 | 120 | 5 | 47 | 30 | 8,65 | 358 |
| 3-er Lim/Touring | | 316i/318i/318d/320i/320d/323i/Touring 316i/318i/318d/320i/320d | e1*97/27*0097*, e1*98/14*0097* | 346L | 04.98-09.05 | 6.5 Jx15 | 195/65R15 205/60R15 | R1-1319 | 9400 | 15055 | BM515012 | 72,5 | 120 | 5 | 42 | 40 | 8,75 | 253 |
| 3-er Lim/Touring | | 316d/318i/318d/320i/320d-xDrive/325i | e1*2007/46*0314*, -/315* | 3L/3K | 01.10-02.12 | 7 Jx16 | 205/55R16 | R1-1705 | 9557 | 16106 | BM516020 | 72,5 | 120 | 5 | 31 | 40 | 7,95 | 360 |
| 3-er Lim/Touring | | 316i/318i/318d/320i/320d/323i/325i/328i/Touring 316i/318i/318d/320i/320d/323i/328i | e1*97/27*0097*, e1*98/14*0097* | 346L | 04.98-09.05 | 7 Jx16 | 205/55R16 225/50R16 | R1-1490 | 9690 | 16029 | BM516003 | 72,5 | 120 | 5 | 47 | 30 | 8,65 | 358 |
| 3-er Lim/Touring (F30/31) | TPMS | 316d/316i/318d/320d/320i/318d-xDrive/320d-xDrive | od e1*2007/46*0314*05, od e1*2007/46*315*06, od e24*2007/46*0022*03 | 3L/3K/3K-N1 | 02.12- | 7 Jx16 | 205/60R16 | R1-1905 | 8008 | 16197 | BM516027 | 72,5 | 120 | 5 | 31 | 30 | 8,40 | 355 |
| 3-er Touring | | 318i/318d/320i/320d/325i | e1*2001/116*0308* | 390L | 09.05-08.07 | 7 Jx16 | 205/55R16 225/50R16 | R1-1598 | 8345 | 16078 | BM516017 | 72,5 | 120 | 5 | 34 | 40 | 8,30 | 360 |
| 3-er Touring | | 318i/318d/320i/320d/325i | e1*2001/116*0308*09 | 390L | 09.07-12.09 | 7 Jx16 | 205/55R16 | R1-1705 | 9557 | 16106 | BM516020 | 72,5 | 120 | 5 | 31 | 40 | 7,95 | 360 |
| 3-er Touring | | 316i/318i/318tds/320d/320i/323i/325tds/328i | e1*93/81*0015* | 3/C | 08.95-09.99 | 7 Jx16 | 205/55R16 225/50R16 | R1-1490 | 9690 | 16029 | BM516003 | 72,5 | 120 | 5 | 47 | 30 | 8,65 | 358 |
| 3-er xDrive | | 325iX | e1*2001/116*0344* | 390X | 07.05-06.08 | 7 Jx16 | 205/55R16 225/50R16 | R1-1598 | 8345 | 16078 | BM516017 | 72,5 | 120 | 5 | 34 | 40 | 8,30 | 360 |
| 3-er xDrive | | 320d | e1*2001/116*0344* | 390X | 07.08-12.09 | 7 Jx16 | 205/55R16 | R1-1705 | 9557 | 16106 | BM516020 | 72,5 | 120 | 5 | 31 | 40 | 7,95 | 360 |
| 4-er Grand Coupé | | 418d/418i | e1*2007/46*0316* | 3C | 04.14- | 7 Jx16 | 205/60R16 | R1-1905 | 8008 | 16197 | BM516027 | 72,5 | 120 | 5 | 31 | 30 | 8,40 | 355 |
| 5-er | | 520i/520d/523i/525i | e1*2001/116*0230* | 560L | 08.03-02.10 | 7 Jx16 | 205/60R16 225/55R16 | R1-1568 | 9970 | 16065 | BM516013 | 72,5 | 120 | 5 | 20 | 30 | 10,25 | 370 |
| 5-er Touring | | 520d/523i | e1*2001/116*0230* | 560L | 01.06-04.10 | 7 Jx16 | 225/55R16 | R1-1568 | 9970 | 16065 | BM516013 | 72,5 | 120 | 5 | 20 | 30 | 10,25 | 370 |
| X1 | | 16d/16i/18d/18i/20d/20i/23d/25i/28i/x-Drive/s-Drive | e1*2007/46*0275*, -/0454*, e24*2007/46*0024* | X1/X1-N1/X-N1 | 11.09-09.15 | 7.5 Jx17 | 225/50R17 | R1-1759 | 9863 | 17007 | BM517005 | 72,5 | 120 | 5 | 34 | 25 | 10,60 | 410 |
| Z3 Roadster (E36/7) | | 1.8i/1.9i | e1*93/81*0029* | R/C | 03.96-03.03 | 6 Jx15 | 185/65R15 | R1-953 | 8885 | 15017 | BM515005 | 72,5 | 120 | 5 | 42 | 40 | 7,65 | 265 |
| Z3 Roadster/ Coupe (E36/7/8) | | 1.9i/2.0i/2.2i/2.8i/3.0i | e1*93/81*0029*, e1*98/14*0029* | R/C | 07.98-03.03 | 7 Jx16 | 225/50R16 | R1-1490 | 9690 | 16029 | BM516003 | 72,5 | 120 | 5 | 47 | 30 | 8,65 | 358 |

BMW (Kontynuacja)

Chevrolet/Daewoo



R1-1165 **R1-1341** **R1-1364** **R1-1513** **R1-1514** **R1-1621** **R1-1776** **R1-1777** **R1-1792** **R1-1831** **R1-1843**



R1-1846 **R1-1860** **R1-1866**

| | | | | | | | | | | | | | | | | | | | | |
|----------------|-----------|---|--|-----------|-------------|----------|-----------|-----------|--|----------------|------|-------|----------|------|-------|---|----|----|-------|------------|
| Aveo | | 1.2LS/1.4LT | e4*2001/116*0063* e50*2007/46*0046* | KLAS/CHIA | 02.06-06.11 | 5.5 Jx14 | 185/60R14 | | | R1-1513 | 6565 | 14151 | DJ514002 | 56,5 | 100 | 4 | 45 | 90 | 7,45 | 303 |
| Aveo | | 1.2LS/1.4LT | e4*2007/46*0270* | KL1T | 07.11-12.14 | 5.5 Jx14 | 185/75R14 | | | R1-1860 | | 14194 | | 56,5 | 100 | 4 | 39 | 54 | 7,00 | 153 |
| Aveo | 4 otwory | 1.2/1.2-Bifuel/1.4 | e4*2007/46*0270* e50*2007/46*0087* | KL1T/CHIV | 07.11-12.14 | 6 Jx15 | 195/65R15 | 205/60R15 | | R1-1843 | 8613 | 15250 | CV515001 | 56,5 | 100 | 4 | 39 | 40 | 8,10 | 230 |
| Aveo | 5 otworów | 1.3TD/1.6 | e4*2007/46*0270* | KL1T | 07.11-12.14 | 6 Jx15 | 195/65R15 | 205/60R15 | | R1-1846 | 7710 | 15251 | CV515002 | 56,5 | 105 | 5 | 39 | 40 | 8,50 | 238 |
| Captiva | | 2.0D-LS/LT/2.4LS/LT/3.0LT/3.2LT/2WD/4WD | e4*2001/116*0113* | KLAC | 06.06-12.14 | 6.5 Jx16 | 215/70R16 | | | R1-1792 | 7885 | 16150 | OP516011 | 70,3 | 115 | 5 | 46 | 34 | 10,95 | 450 |
| Cruze | | 1.5/1.6/1.6LS/1.8LS/LT | e4*2001/116*0140* e50*2007/46*0007* | KL1J/CHIR | 05.09-12.14 | 6.5 Jx16 | 205/60R16 | 215/60R16 | | R1-1776 | 9247 | 16143 | OP516013 | 56,5 | 105 | 5 | 39 | 30 | 8,15 | 270 |
| Cruze | | 1.7D-L/2.0D-LS/LT | e4*2001/116*0140* | KL1J | 05.09-12.14 | 6.5 Jx16 | 205/60R16 | 215/60R16 | | R1-1777 | 9327 | 16144 | OP516014 | 70,3 | 115 | 5 | 41 | 30 | 8,85 | 270 |
| Epica | | 2.0i-V6/2.0D-LS/LT/2.5i-V6/LS/LT | e4*2001/116*0068*06 | KLAL | 07.06-12.10 | 6 Jx15 | 205/65R15 | | | R1-1514 | 7970 | 15157 | DJ515004 | 56,5 | 114,3 | 4 | 49 | 88 | 8,40 | 291 |
| Espero | | 1.5GL/GTX/GLX/1.8CD/2.0CD | H019, e13*95/54*0007* | KLEJ | 02.95-05.97 | 5.5 Jx14 | 185/65R14 | | | R1-1364 | | 14013 | 5933A | 56,5 | 100 | 4 | 49 | 48 | 7,50 | 218 |
| Evanda | | 2.0CDX | do e4*2001/116*0068*05 | KLAL | 04.03-06.06 | 6 Jx15 | 205/65R15 | | | R1-1514 | 7970 | 15157 | DJ515004 | 56,5 | 114,3 | 4 | 49 | 88 | 8,40 | 291 |
| Kalos | | 1.2S/SE/1.4SC/1.4SX/1.4-16V-SX | e4*2001/116*0063* | KLAS | 09.02-12.07 | 5.5 Jx14 | 185/60R14 | | | R1-1513 | 6565 | 14151 | DJ514002 | 56,5 | 100 | 4 | 45 | 90 | 7,45 | 303 |
| Lacetti | | 1.4SE/1.6SX/1.8CDX/2.0D-SX/CDX | e4*2001/116*0069* | KLAN | 04.04-12.10 | 5.5 Jx14 | 175/70R14 | 185/65R14 | | R1-1621 | 6555 | 14171 | DJ514003 | 56,5 | 114,3 | 4 | 44 | 48 | 6,85 | 303 |
| Lanos | | 1.4SE/1.5SE/1.6SX | e4*96/27*0017*,-/02* e4*97/27*0017*, e4*98/14*0002* -/17*, e4*2001/116*0017* | KLAT/SUPT | 06.97-06.03 | 5.5 Jx14 | 185/60R14 | | | R1-1364 | | 14013 | 5933A | 56,5 | 100 | 4 | 49 | 48 | 7,50 | 218 |
| Leganza | K | 2.0SX/2.0CDX/2.2SX/CDX | e4*96/27*0020*, e4*97/27*0020* e4*98/14*0020*, e4*96/27*0003* | KLAV/SUPV | 05.98-03.03 | 6x15 | 205/60R15 | | | R1-1165 | | 15106 | | 56,5 | 114,3 | 5 | 49 | 30 | 10,30 | 280 |

| Model | Uwagi | Silniki | Numer ABE | Kod projektu | Lata produkcji | Rozmiary felgi | Rozmiary opon | | | MWP | Alcar | MWD | KPZ | Parametry techniczne | | | | Liczba pakietów | Waga kg | Cena detaliczna netto PLN |
|-------|-------|---------|-----------|--------------|----------------|----------------|---------------|-----|----|-----|-------|-----|-----|----------------------|--|--|--|-----------------|---------|---------------------------|
| | | | | | | | CH | PCD | ST | | | | | ET | | | | | | |

Chevrolet/Daewoo (Kontynuacja)

| | | | | | | | | | | | | | | | | | | | | |
|---------------------|--|-----------------------------------|--|----------------|-------------|----------|-----------|-----------|-----------|----------------|------|-------|----------|------|-------|---|------|----|------|------------|
| Matiz | | 0.8S/SE/1.0S/SE | e4*97/27*0028*, e4*98/14*0028*, e4*98/14*0050*, e4*2001/116*0028* | KLYA | 05.98-05.05 | 4.5 Jx13 | 145/70R13 | 155/65R13 | | R1-1341 | 2910 | 13106 | DJ513001 | 69,1 | 114,3 | 4 | 45 | 54 | 6,20 | 205 |
| Matiz | | 0.8AT/S/SE/1.0S/SE/SX | e4*2001/116*0092* | KLAK | 06.05-03.10 | 4.5 Jx13 | 145/70R13 | 155/65R13 | | R1-1341 | 2910 | 13106 | DJ513001 | 69,1 | 114,3 | 4 | 45 | 54 | 6,20 | 205 |
| Nexia | | 1.5GTx/1.8GT | H018, e13*93/81*0006*, e13*95/54*0006* | KLETN | 02.95-12.99 | 5.5 Jx14 | 175/65R14 | 185/60R14 | | R1-1364 | | 14013 | 5933A | 56,5 | 100 | 4 | 49 | 48 | 7,50 | 218 |
| Nubira | | 1.6SE/2.0CDX/Coupé 2.0CDX | e4*96/27*0004*, -/18*, -/25*, e4*97/27*0018*, e4*98/14*0004*, -/18*, -/25* | KLAJ/SUPJ/UU6J | 06.97-06.03 | 5.5 Jx14 | 185/65R14 | | | R1-1364 | | 14013 | 5933A | 56,5 | 100 | 4 | 49 | 48 | 7,50 | 218 |
| Nubira J200 | | 1.4SE/1.6SE/SX/1.8CDX/2.0D-SX/CDX | e4*2001/116*0069* | KLAN | 07.03-12.10 | 5.5 Jx14 | 175/70R14 | 185/65R14 | | R1-1621 | 6555 | 14171 | DJ514003 | 56,5 | 114,3 | 4 | 44 | 48 | 6,85 | 303 |
| Orlando | | 1.8/2.0D | e4*2007/46*0224*, e50*2007/46*0050* | KL1Y/CHIO | 03.11-12.14 | 6.5 Jx16 | 215/60R16 | | | R1-1777 | 9327 | 16144 | OP516014 | 70,3 | 115 | 5 | 41 | 30 | 8,85 | 270 |
| Rezzo/Tacuma | | 1.6SE/SX/1.8SX/2.0CDX | e4*98/14*0041*, e4*2001/116*0041* | KLAU | 06.01-12.08 | 5.5 Jx14 | 185/70R14 | | | R1-1621 | 6555 | 14171 | DJ514003 | 56,5 | 114,3 | 4 | 44 | 48 | 6,85 | 303 |
| Spark | | 1.0/LS/1.2LS/LT | e4*2007/46*0129*, e50*2007/46*0006* | KL1M/CHIS | 03.10-12.14 | 4.5 Jx14 | 155/70R14 | 165/65R14 | | R1-1831 | 4925 | 14192 | CV514001 | 56,5 | 100 | 4 | 43,5 | 54 | 6,50 | 277 |
| Trax | | 1.4T-MT/1.6T-MT/1.7TD-MT/AWD | e4*2007/46*0696* | KL1B | 05.13-12.14 | 6.5 Jx16 | 195/70R16 | 205/70R16 | 215/65R16 | R1-1866 | 9272 | 16181 | OP516015 | 56,6 | 105 | 5 | 38 | 30 | 8,40 | 272 |
| Volt | | 1.4 Hybrid | e13*2007/46*1158* | D1JC1 | 06.12-12.14 | 6.5 Jx16 | 205/60R16 | | | R1-1777 | 9327 | 16144 | OP516014 | 70,3 | 115 | 5 | 41 | 30 | 8,85 | 270 |

| Model | Uwagi | Silniki | Numer ABE | Kod projektu | Lata produkcji | Rozmiary felgi | Rozmiary opon | MWP | Alcar | MWD | KPZ | Parametry techniczne | | | | Liczba pakietów | Waga kg | Cena detaliczna netto PLN |
|-------|-------|---------|-----------|--------------|----------------|----------------|---------------|-----|-------|-----|-----|----------------------|-----|----|----|-----------------|---------|---------------------------|
| | | | | | | | | | | | | CH | PCD | ST | ET | | | |

Citroën (Kontynuacja)

| | | | | | | | | | | | | | | | | | | | | | | |
|---------------------|------------------------------|---|---|---------------------------|-------------|----------|-----------|------------|--|--|--|----------------|-------|-------|----------|----|-----|---|----|----|-------|-------------|
| Berlingo III | N, nośność 700kg | 1.2-PureTech 110/1.5HDI-75/100/130 | e2*2007/46*0624*, e2*2007/46*0625* | E | 02.20- | 6.5 Jx16 | 205/60R16 | | | | | R1-2094 | 7461 | | | 65 | 108 | 5 | 47 | 30 | 7,90 | INFO |
| Berlingo III | | 1.2i/1.5HDI | e2*2007/46*0624*, e2*2007/46*0625* | E | 06.18- | 6.5 Jx16 | | | | | | R1-1887 | 7460 | | PS616004 | 65 | 108 | 5 | 47 | 30 | 7,90 | 270 |
| C1 | | 1.0i-VVT/1.4HDi | do e11*2001/116*0238*10 | P/P***** | 06.05-05.14 | 4.5 Jx14 | 155/65R14 | | | | | R1-1601 | 4940 | 14163 | T0514017 | 54 | 100 | 4 | 39 | 54 | 7,10 | 197 |
| C1 | | VTi68/VTi82 | od e11*2001/116*0238*11 | P***** | 06.14- | 4.5 Jx14 | 165/65R14 | | | | | R1-1930 | 5770 | 14198 | T0514021 | 54 | 100 | 4 | 35 | 54 | 6,60 | 206 |
| C1 | | VTi68/VTi82 | od e11*2001/116*0238*11 | P***** | 06.14- | 4.5 Jx15 | 165/60R15 | | | | | R1-1931 | 7510 | 15275 | T0515019 | 54 | 100 | 4 | 35 | 40 | 6,95 | 237 |
| C2 | K | 1.1i/1.4i/1.4HDi | e2*2001/116*0283*, -/284*, -/286*, -/316*, -/344* | J*HFX/KFV/KFU/8HX/8HZ | 11.03-12.10 | 5.5 Jx14 | 165/70R14 | 175/65R14 | | | | R1-1150 | 6215 | 14143 | PSS14022 | 65 | 108 | 4 | 24 | 54 | 5,55 | 189 |
| C2 | | 1.1i/1.4i/1.4HDI/1.6i-16V | e2*2001/116*0283*, -/284*, -/285*, -/286*, -/316*, -/344* | J*8HX/KFV/NFU/8HZ/KFU/HFX | 11.03-12.10 | 6 Jx15 | 185/55R15 | | | | | R1-1372 | 8690 | 15101 | PSS15037 | 65 | 108 | 4 | 27 | 40 | 7,00 | 216 |
| C3 | K | 1.1i/1.4i/1.4i-16V/1.4HDI/1.4-Bivalent | e2*98/14*0256*, -/257*, -/259*, e2*2001/116*0289*, -/317* | F*HFX/KFV/8HX/8HZ/KFU | 04.02-11.09 | 5.5 Jx14 | 165/70R14 | 175/65R14 | | | | R1-1150 | 6215 | 14143 | PSS14022 | 65 | 108 | 4 | 24 | 54 | 5,55 | 189 |
| C3 | | 1.1i/1.4HDI/1.4VTi/1.6HDI/1.6VTi | e2*2007/46*0003* | S/S***** | 12.09- | 6 Jx16 | 195/55R16 | | | | | R1-1747 | 9493 | 16136 | PSS16018 | 65 | 108 | 4 | 23 | 30 | 7,20 | 253 |
| C3 | | 1.1i/1.4HDI/1.4VTi/1.6HDI/1.6VTi | e2*2007/46*0003* | S/S***** | 12.09- | 6 Jx15 | 185/65R15 | | | | | R1-1651 | 8055 | 15195 | PSS15045 | 65 | 108 | 4 | 23 | 40 | 8,40 | 218 |
| C3 Aircross | | Pure Tech 82/110/130 / Blue HDI 100 | e4*2007/46*1241* | 2 | 10.17- | 6.5 Jx15 | 185/65R15 | 195/65R15 | | | | R1-1889 | 7385 | 15261 | PSS15052 | 65 | 108 | 4 | 20 | 40 | 6,50 | 239 |
| C3 Aircross | | Pure Tech 82/110/130 / Blue HDI 100 | e4*2007/46*1241* | 2 | 10.17- | 6.5 Jx16 | 195/60R16 | 205/60R16 | | | | R1-1890 | 9432 | 16189 | PSS16021 | 65 | 108 | 4 | 20 | 30 | 10,30 | 260 |
| C3 Aircross | N, koło strukturalne, szare | | e4*2007/46*1241*... | 2 | - | 6.5 Jx16 | 195/60R16 | 205/55/R16 | | | | R1-2082 | | | | 65 | 108 | 4 | 20 | 40 | | 400 |
| C3 Aircross | N, koło strukturalne, czarne | | e4*2007/46*1241*... | 2 | - | 6.5 Jx16 | 195/60R16 | 205/55/R16 | | | | R1-2020 | 16278 | | | 65 | 108 | 4 | 20 | 40 | | 400 |
| C3 II | | 1.1i/1.4HDI/1.4VTi/1.6HDI/1.6VTi | e2*2007/46*0003* | S/S***** | 12.09-12.16 | 6 Jx15 | 185/65R15 | | | | | R1-1651 | 8055 | 15195 | PSS15045 | 65 | 108 | 4 | 23 | 40 | 8,40 | 218 |
| C3 II | | 1.1i/1.4HDI/1.4VTi/1.6HDI/1.6VTi | e2*2007/46*0003* | S/S***** | 12.09-12.16 | 6 Jx16 | 195/55R16 | | | | | R1-1747 | 9493 | 16136 | PSS16018 | 65 | 108 | 4 | 23 | 30 | 7,20 | 253 |
| C3 II | | 1.1i/1.4HDI/1.4VTi/1.6HDI/1.6VTi | e2*2007/46*0003* | S/S***** | 12.09- | 6 Jx16 | 195/55R16 | | | | | R1-1781 | 9493 | 16152 | PSS16018 | 65 | 108 | 4 | 23 | 30 | 7,05 | 252 |
| C3 III | | 1.2-Puretech-68/82/110 / 1.6-BlueHDI-75/100 | ab e2*2007/46*0003*44 | S | 01.17- | 6 Jx15 | 185/65R15 | 195/65R15 | | | | R1-1651 | 8055 | 15195 | PSS15045 | 65 | 108 | 4 | 23 | 40 | 8,40 | 218 |
| C3 III | | 1.2-Puretech-68/82/110 / 1.6-BlueHDI-75/100 | ab e2*2007/46*0003*44 | S | 01.17- | 6.5 Jx15 | 185/65R15 | 195/65R15 | | | | R1-1889 | 7385 | 15261 | PSS15052 | 65 | 108 | 4 | 20 | 40 | 6,50 | 239 |
| C3 My | N, koło strukturalne, szare | | e4*2007/46*0003*... | S | - | 6.5 Jx16 | 195/60R16 | 205/55/R16 | | | | R1-2082 | | | | 65 | 108 | 4 | 20 | 40 | | 400 |
| C3 My | N, koło strukturalne, czarne | | e4*2007/46*0003*... | S | - | 6.5 Jx16 | 195/60R16 | 205/55/R16 | | | | R1-2020 | 16278 | | | 65 | 108 | 4 | 20 | 40 | | 400 |

| | | | | | | | | | | | | | | | | | | | | | | |
|---------------------------------|---|---|--|--|-------------|----------|-----------|-----------|--|--|--|----------------|------|-------|----------|----|-------|---|----|----|-------|------------|
| C3 Picasso | | 1.4-VTi-95/1.6-HDi-90 | e2*2001/116*0371*, e24*2007/46*0029* | SH/SH****/SH8FN | 10.08- | 6 Jx15 | 195/60R15 | | | | | R1-1651 | 8055 | 15195 | PSS15045 | 65 | 108 | 4 | 23 | 40 | 8,40 | 218 |
| C3 Picasso | | 1.4-VTi-95/1.6-HDi-90/1.6HDI-110/1.6-VTi-120 | e2*2001/116*0371*, e24*2007/46*0029* | SH/SH****/SH8FN | 10.08- | 6 Jx16 | 195/55R16 | | | | | R1-1747 | 9493 | 16136 | PSS16018 | 65 | 108 | 4 | 23 | 30 | 7,20 | 253 |
| C3 Pluriel | | 1.4i/1.4HDI/1.6i-16V | e2*2001/116*0266* | H | 06.03-12.10 | 6 Jx15 | 185/65R15 | | | | | R1-1372 | 8690 | 15101 | PSS15037 | 65 | 108 | 4 | 27 | 40 | 7,00 | 216 |
| C3/C3 X-TR | | 1.4i/1.4i-16V/1.4HDI/1.4-Bivalent/1.6i-16V/1.6HDI | e2*98/14*0257*, -/258*, -/259*, -/261*, e2*2001/116*0289*, -/317*, -/318*, -/329* | F*KFV/NFU/8HX/8HY/ KFU/8HZ/9HX/9HZ/HFX | 04.02-11.09 | 6 Jx15 | 185/60R15 | | | | | R1-1372 | 8690 | 15101 | PSS15037 | 65 | 108 | 4 | 27 | 40 | 7,00 | 216 |
| C4 | w niektórych modelach dozwolone tylko felgi 17" | HDi 90/100/110/115/120(1.6D)/THP100(1.2)/VTi82(1.2)/VTi95(1.4)/VTi120(1.6i)/VTi120LPG | e2*2007/46*0040*, e24*2007/46*0027* | N/N*5FL | 11.10- | 6.5 Jx15 | 195/65R15 | | | | | R1-1700 | 7815 | 15207 | PSS15048 | 65 | 108 | 4 | 27 | 40 | 7,70 | 225 |
| C4 | w niektórych modelach dozwolone tylko felgi 17" | HDi 90 / 110 1.6D / HDi 110 1.6D / HDi 150 2.0D / Vti 95 1.4i / VTi 120 1.6i / THP 150 1.6i | e2*2007/46*0040*, e24*2007/46*0027* | N/N*5FL | 11.10- | 7 Jx16 | 205/55R16 | | | | | R1-1758 | 9337 | 16137 | PSS16016 | 65 | 108 | 4 | 32 | 30 | 7,70 | 330 |
| C4 Aircross | | 1.6/1.6HDI/1.8HDI/2WD/4WD | e2*2007/6*0117* | B | 05.12- | 6.5 Jx16 | 215/70R16 | | | | | R1-1880 | 9657 | 16141 | PSS16020 | 67 | 114,3 | 5 | 38 | 30 | 9,20 | 390 |
| C4 Cactus | | PureTech75/82/110/eHDI92/HDi100 | e2*2007/46*0440* | 0 | 09.14- | 6.5 Jx15 | 195/65R15 | | | | | R1-1889 | 7385 | 15261 | PSS15052 | 65 | 108 | 4 | 20 | 40 | 6,50 | 239 |
| C4 Cactus | | PureTech75/82/110/eHDI92/HDi100 | e2*2007/46*0440* | 0 | 09.14- | 6.5 Jx16 | 205/55R16 | | | | | R1-1890 | 9432 | 16189 | PSS16021 | 65 | 108 | 4 | 20 | 30 | 10,30 | 260 |
| C4 Picasso/Grand Picasso | | 1.6D-HDi90/1.6D-HDi115/1.6-VTi120/1.6-THP155/1.6-THP165 | e2*2007/46*0356* | 3 | 07.13- | 6.5 Jx16 | 205/60R16 | | | | | R1-1887 | 7460 | 16190 | PS616004 | 65 | 108 | 5 | 47 | 30 | 7,90 | 270 |
| C4 Picasso/Grand Picasso | | 1.6HDI/1.6i-16V/1.8-16V/2.0-16V/2.0HDI | e2*2001/116*0345* | U***** | 10.06-06.13 | 6.5 Jx16 | 215/55R16 | | | | | R1-1663 | 7860 | 16089 | PSS16012 | 65 | 108 | 4 | 26 | 25 | 8,95 | 257 |
| C4/C4-Coupé | | 1.4i-16V/1.6i-16V/1.6HDI/2.0i-16V/Coupé 1.4i-16V/1.6i-16V/1.6HDI | e2*2001/116*0302* | L/L***** | 11.04-10.10 | 6 Jx15 | 195/65R15 | | | | | R1-1372 | 8690 | 15101 | PSS15037 | 65 | 108 | 4 | 27 | 40 | 7,00 | 216 |
| C4/C4-Coupé | | 1.4i-16V/1.6i-16V/1.6HDI/2.0i-16V/2.0HDI | e2*2001/116*0302* | L/L***** | 11.04-10.10 | 6.5 Jx16 | 205/55R16 | 215/55R16 | | | | R1-1589 | 8565 | 16075 | PSS16011 | 65 | 108 | 4 | 26 | 30 | 9,70 | 256 |
| C4/e-C4 | N | Puretech 100/130/155/Blue HDi110/130/e-C4 130kW | e9*2007/46*6816*01-06 | B | 01.21- | 6.5 Jx16 | 215/65R16 | | | | | R1-2059 | 7432 | 16273 | | 65 | 108 | 4 | 32 | 30 | 7,70 | 260 |
| C4/e-C4 Spacetourer | N | Puretech 130/Blue HDi 130/e-C4 130kW | e9*2007/46*6816*01-06 | B | 01.21- | 6.5 Jx16 | 215/65R16 | | | | | R1-2059 | 7432 | 16273 | | 65 | 108 | 4 | 32 | 30 | 7,70 | 260 |
| C5 Aircross | N | 1.2/1.5HDI/1.6 | e2*2007/46*0642* | A | 12.18- | 7 Jx17 | 215/65R17 | | | | | R1-1996 | 9036 | 17025 | PSS17006 | 65 | 108 | 5 | 42 | 25 | 9,20 | 333 |
| C5/C5 Break | | 1.6HDI/1.8i-16V/2.0i-16V/2.0HDI/2.2HDI/3.0-V6 | e2*2001/116*0303* do -/0308*, -/315*, -/334*, -/335*, -/347*, -/348*, -/353*, -/354* | R*6FZ/RFJ/9HZ/ RHL/RHR/4HX/ XFU/6FY/9HY/4HT/4H- P/4HR/4HS | 11.04-04.08 | 6.5 Jx16 | 215/55R16 | | | | | R1-1589 | 8565 | 16075 | PSS16011 | 65 | 108 | 4 | 26 | 30 | 9,70 | 256 |
| C5/C5 Tourer | | 1.6-16V/1.6HDI/1.8-16V/2.0-16V/2.0HDI | e2*2001/116*0360* | R/R***** | 05.08- | 7 Jx16 | 215/60R16 | 225/60R16 | | | | R1-1733 | 9277 | 16121 | PSS16014 | 65 | 108 | 5 | 32 | 30 | 8,00 | 316 |
| C6 | | 2.2HDI-170Biturbo FAP/2.7HDI-205 Biturbo FAP/3.0i-V6 | e2*2001/116*0320* | T | 01.06- | 7 Jx17 | 225/55R17 | | | | | R1-1620 | | 17005 | | 65 | 108 | 5 | 32 | 25 | 10,10 | 368 |
| C8 | | 2.0i-16V/2.2i-16V/3.0i-V6 | e2*98/14*0254* | E | 06.04- | 7 Jx16 | 215/60R16 | | | | | R1-1470 | | 16050 | | 58 | 98 | 5 | 27 | 30 | 9,65 | 320 |
| C-Crosser | | 2.2HDI/2.4i | e2*2001/116*0358* | V/V***** | 07.07- | 6.5 Jx16 | 215/70R16 | | | | | R1-1753 | 9407 | 16132 | MT516003 | 67 | 114,3 | 5 | 38 | 30 | 9,40 | 385 |

| Model | Uwagi | Silniki | Numer ABE | Kod projektu | Lata produkcji | Rozmiary felgi | Rozmiary opon | | | MWP | Alcar | MWD | KPZ | Parametry techniczne | | | | Liczba pakietów | Waga kg | Cena detaliczna netto PLN |
|-------|-------|---------|-----------|--------------|----------------|----------------|---------------|-----|----|-----|-------|-----|-----|----------------------|--|--|--|-----------------|---------|---------------------------|
| | | | | | | | CH | PCD | ST | | | | | ET | | | | | | |

Citroën (Kontynuacja)

| | | | | | | | | | | | | | | | | | | | | |
|---------------------------|----------------|--|--|----------------------|-------------|----------|-----------|-----------|-----------|---------|------|-------|----------|------|-----|---|----|----|-------|-----|
| C-Elysee | | 1.2VTi/1.6HDI/1.6VTi | e2*2007/46*0225* | D | 12.12- | 6 Jx15 | 185/65R15 | | | R1-1651 | 8055 | 15195 | PS515045 | 65 | 108 | 4 | 23 | 40 | 8,40 | 218 |
| C-Zero | na oś przednią | Airdream | e2*2007/46*0068* | 1 | 01.11- | 4 Jx15 | 145/65R15 | | | R1-1805 | 7160 | 15242 | PS515049 | 56 | 100 | 4 | 35 | 40 | 7,10 | 350 |
| C-Zero | na oś tylną | Airdream | e2*2007/46*0068* | 1 | 01.11- | 5 Jx15 | 175/55R15 | | | R1-1806 | 7235 | 15243 | PS515050 | 56 | 100 | 4 | 35 | 40 | 7,20 | 350 |
| DS3 | | 1.4HDI/1.4VTi/1.6VTi/1.6HDI | e2*2007/46*0003* | S/S***** | 03.10- | 6 Jx15 | 185/65R15 | | | R1-1651 | 8055 | 15195 | PS515045 | 65 | 108 | 4 | 23 | 40 | 8,40 | 218 |
| DS3 Crossback | N | 1.2-PureTech-100/130/155/1.5-BlueHDI-100/130 | | | 12.18- | 6.5 Jx16 | | | | R1-2059 | 7432 | 16273 | | 65 | 108 | 4 | 32 | 30 | | 260 |
| DS3/Cabrio | | 1.4HDI/1.4VTi/1.6VTi/1.6HDI | e2*2007/46*0003*, e24*2007/46*0028* | S/S*****/S*8FN | 03.10- | 6 Jx16 | 195/55R16 | | | R1-1781 | 9493 | 16152 | PS516018 | 65 | 108 | 4 | 23 | 30 | 7,05 | 252 |
| DS4 | | HDI110(1.6D) e-HDi (1.6D) HDi165 (2.0D) VTi120 (1.6) THP 155 (1.6) | e2*2007/46*0040* | N | 05.11- | 6.5 Jx15 | 195/65R15 | | | R1-1700 | 7815 | 15207 | PS515048 | 65 | 108 | 4 | 27 | 40 | 7,70 | 225 |
| DS4 | | HDI110(1.6D) e-Hdi (1.6D) HDi165 (2.0D) VTi120 (1.6) THP 155 (1.6) | e2*2007/46*0040* | N | 05.11- | 7 Jx16 | 215/60R16 | | | R1-1758 | 9337 | 16137 | PS516016 | 65 | 108 | 4 | 32 | 30 | 7,70 | 330 |
| DS7 Crossback | | Pure Tech 225 / Blue HDI 130/180 | e2*2007/46*0601* | J | 02.18- | 7 Jx17 | 195/55R17 | | | R1-2040 | | 17029 | | 65,1 | 100 | 5 | 44 | 25 | | 360 |
| Jumper II Kombi/Minibus | | 2.2HDI-100/120/3.0HDI-160 | e3*2001/116*0234* | Y | 07.06-04.14 | 6x15 | 215/70R15 | 225/70R15 | | R1-1635 | | 15200 | FL615002 | 71,1 | 118 | 5 | 68 | 40 | 10,40 | 291 |
| Jumper II Kombi/Minibus | | 2.0HDI-120/3.0HDI-160 | do e3*2001/116*0234*10, do e2*2007/46*0046*06 | Y | 07.06-04.14 | 6 Jx16 | 215/75R16 | 225/75R16 | | R1-1636 | 9601 | 16094 | FL616004 | 78,1 | 130 | 5 | 68 | 30 | 12,00 | 339 |
| Jumper Kombi | | 1.9TD/2.0/2.5D/2.5TD/2.8HDI/4x4 | G712/G713,G714,G831,e3*96/27*0027* | Z/230/230L/230D/230P | 03.94-03.02 | 6 Jx15 | 195/70R15 | 205/70R15 | 215/70R15 | R1-1941 | 4012 | 15281 | FL615007 | 71,1 | 118 | 5 | 68 | 40 | 10,45 | 294 |
| Jumper Kombi | | 2.0HDI29C/2.2HDI29C/33M/33MH/2.0HDI33M/33MH/4x4 | e3*98/14*0104* | Z | 04.02 06.06 | 6 J 15 | 195/70R15 | 205/70R15 | | R1-1941 | 4012 | 15281 | FL615007 | 71,1 | 118 | 5 | 68 | 40 | 10,45 | 294 |
| Jumpy II Kombi | | HDI-90/HDI-120/HDI-135/Hdi-160/2.0i-16V/L1/L2 | e2*2001/116*0350*, e2*2007*0045" | X/X***** | 02.07 05.16 | 7 J 16 | 215/60R16 | | | R1-1675 | 7780 | 16098 | PS616001 | 65 | 108 | 5 | 42 | 30 | 13,70 | 310 |
| Jumpy II Kombi (Facelift) | | 2.0i/2.0HDI | e2*2001/116*0187* | B/B***** | 01.04 01.07 | 6.5 J 15 | 205/65R15 | | | R1-1643 | 9385 | 15198 | | 58 | 98 | 5 | 31 | 40 | 9,55 | 340 |
| Jumpy Spacetourer | | 1.6-HDI95/HDI115/2.0-HDI150/HDI180 | e2*2007/46*0530* | V | 06.16 | 7 J 16 | 215/65R16 | | | R1-1980 | 7505 | 16237 | PS616003 | 65 | 108 | 5 | 46 | 30 | 10,20 | 280 |
| Nemo Kombi | sr | 1.3HDI-75/1.4i/1.4HDI | e3*2001/116*0273*, e3*2007/46*0013* | A | 03.08 | 6 J 15 | 185/65R15 | | | R1-1681 | 7680 | 15211 | FL515013 | 58 | 98 | 4 | 44 | 40 | 7,05 | 234 |
| Xsara Picasso | | 1.6i-16V/1.8i-16V/2.0i-16V/2.0HDI | e2*98/14*0153* | C***** | 02.00 09.06 | 6 J 15 | 185/65R15 | | | R1-1369 | 8475 | 15085 | PS515039 | 65 | 108 | 4 | 18 | 40 | 8,55 | 250 |

Citroën dostawcze

| | | | | | | | | | | | | | | | | | | | | |
|----------------------|---|---|---|-----------------|-------------|----------|-----------|-----------|-----------|----------------|------|-------|----------|------|-----|---|----|----|-------|------------|
| Berlingo III | | 1.2i/1.5HDI | | | 06.18- | 6.5 Jx15 | | | | R1-2056 | 5477 | 15302 | PS615004 | 65 | 108 | 5 | 42 | 40 | 10,40 | 260 |
| Berlingo III | | 1.2i/1.5HDI | | | 06.18- | 6.5 Jx16 | | | | R1-1887 | 7460 | 16190 | PS616004 | 65 | 108 | 5 | 47 | 30 | 7,90 | 270 |
| Berlingo I | | 600 Niveau 1.1i/1.4i/1.9D/800 Niveau 1.4i/1.9D/2.0HDi | L080, L159, L161 | M59/M59GN/M59GL | 04.03-06.08 | 5.5 Jx14 | 175/65R14 | | | R1-1278 | 6395 | 14073 | PS614002 | 65 | 108 | 4 | 24 | 54 | 6,90 | 218 |
| Berlingo I | | 600 1.1i/1.4i/1.8D/1.9D/2.0HDi/800 1.4i/1.9D | H419 | M4 | 09.96-03.03 | 5.5 Jx14 | 165/70R14 | 175/65R14 | | R1-1278 | 6395 | 14073 | PS614002 | 65 | 108 | 4 | 24 | 54 | 6,90 | 218 |
| Berlingo II | | 1.6HDI/1.6-16V | N129 | B9 | 07.08- | 6.5 Jx15 | 195/65R15 | 195/70R15 | | R1-1735 | 8477 | 15213 | PS615003 | 65 | 108 | 4 | 27 | 40 | 8,25 | 246 |
| Jumper II | | 2.2HDI-100/110/120/130/150/3.0HDI-160/180 | L773, L774, L939, do e3*2007/46*0046*06 | 250/250D/250L/Y | 06.06-03.14 | 6x15 | 205/70R15 | 215/70R15 | 225/70R15 | R1-1635 | | 15200 | FL615002 | 71,1 | 118 | 5 | 68 | 40 | 10,40 | 291 |
| Jumper II | | 2.2HDI-120/3.0HDI-160 | L773, L774, L939, do e3*2007/46*0046*06 | 250/250D/250L/Y | 06.06-03.14 | 6 Jx16 | 215/75R16 | 225/70R16 | | R1-1636 | 9601 | 16094 | FL616004 | 78,1 | 130 | 5 | 68 | 30 | 12,00 | 339 |
| Jumper II (Facelift) | owalne otwory wentylujące, flow forming | HDI110/130/150/180 | od e3*2001/116*0234*12, od e3*2007/46*0046*10, od e2*2007/46*0252*03, od e2*2007/46*0254*04 | Y/YB/YC | 04.14- | 6 Jx15 | 215/70R15 | 225/70R15 | | R1-1908 | | 15273 | FL615007 | 71,1 | 118 | 5 | 68 | 40 | 10,10 | 300 |
| Jumper II (Facelift) | okrągłe otwory wentylacyjne | HDI110/130/150/180 | od e3*2001/116*0234*12, od e3*2007/46*0046*10, od e2*2007/46*0252*03, od e2*2007/46*0254*04 | Y/YB/YC | 04.14- | 6 Jx15 | 215/70R15 | 225/70R15 | | R1-1941 | 4012 | 15281 | FL615007 | 71,1 | 118 | 5 | 68 | 40 | 10,45 | 294 |
| Jumper II (Facelift) | cz, maksymalna ładowność 1100 kg | 2.2HDI 110/130/150 3.0HDI 175 | e3*2007/46*0046*, e3*2001/116*0234* | Y | 04.14- | 6 Jx16 | 215/75R16 | 225/75R16 | | R1-1909 | 6011 | 16208 | FL616008 | 71,1 | 118 | 5 | 68 | 30 | 11,75 | 380 |
| Jumper II (Facelift) | | HDI130/150/180 | od e3*2001/116*0234*12, od e2*2007/46*0256*04, od e3*2007/46*0046*10, od e2*2007/46*0051*08 | Y/YD | 04.14- | 6 Jx16 | 215/75R16 | 225/75R16 | | R1-1910 | 7011 | 16209 | FL616009 | 78,1 | 130 | 5 | 68 | 30 | 13,10 | 370 |
| Jumper III | | HDI110/130/150/180 | ab e3*2001/116*0234*12, ab e3*2007/46*0046*10, ab e2*2007/46*0252*03, ab e2*2007/46*0254*04 | Y/YB/YC | 04.14- | 6 Jx15 | 215/70R15 | 225/70R15 | | R1-1908 | | 15273 | FL615007 | 71,1 | 118 | 5 | 68 | 40 | 10,10 | 300 |
| Jumper III | | HDI110/130/150/180 | ab e3*2001/116*0234*12, ab e3*2007/46*0046*10, ab e2*2007/46*0252*03, ab e2*2007/46*0254*04 | Y/YB/YC | 04.14- | 6 Jx15 | 215/70R15 | 225/70R15 | | R1-1941 | 4012 | 15281 | FL615007 | 71,1 | 118 | 5 | 68 | 40 | 10,45 | 294 |
| Jumper III | | HDI130/165 | e3*2007/46*0046*, e3*2001/116*0234* | Y | 04.14- | 6 Jx16 | 225/75R16 | | | R1-1909 | 6011 | 16208 | FL616008 | 71,1 | 118 | 5 | 68 | 30 | 11,75 | 380 |
| Jumper III | | HDI130/150/180 | ab e3*2001/116*0234*12, ab e2*2007/46*0256*04, ab e3*2007/46*0046*10, ab e2*2007/46*0051*08 | Y/YD | 04.14- | 6 Jx16 | 215/75R16 | 225/75R16 | | R1-1910 | 7011 | 16209 | FL616009 | 78,1 | 130 | 5 | 68 | 30 | 13,10 | 370 |
| Jumpy I (Facelift) | | 2.0HDI | H173 | U64 | 01.04-01.07 | 6.5 Jx15 | 195/65R15 | 205/65R15 | | R1-1643 | 9385 | 15198 | | 58 | 98 | 5 | 31 | 40 | 9,55 | 340 |
| Jumpy II skrzynia | | HDI-90/HDI-120/L1H1/LZH1 | L863 | G9 | 02.07-05.16 | 6.5 Jx15 | 215/65R15 | | | R1-1664 | 7670 | 15201 | PS615002 | 65 | 108 | 5 | 38 | 40 | 9,80 | 309 |

| Model | Uwagi | Silniki | Numer ABE | Kod projektu | Lata produkcji | Rozmiary felgi | Rozmiary opon | | | MWP | Alcar | MWD | KPZ | Parametry techniczne | | | | Ilość na paczce | | Cena detaliczna netto PLN |
|-------|-------|---------|-----------|--------------|----------------|----------------|---------------|--|--|-----|-------|-----|-----|----------------------|-----|----|----|-----------------|---------|---------------------------|
| | | | | | | | | | | | | | | CH | PCD | ST | ET | liczba | waga kg | |

Citroën dostawcze (Kontynuacja)

| | | | | | | | | | | | | | | | | | | | | |
|------------------------|----|--|------------------------|--------|-------------|----------|-----------|-----------|-----------|----------------|------|-------|----------|----|-----|---|----|----|-------|------------|
| Jumpy II skrzynia | | Hdi-90/Hdi-120/Hdi-135-FAP/2.0i-16V/L1H1/L2H1/L2H2 | L863 | G9 | 02.07-05.16 | 7 Jx16 | 215/60R16 | | | R1-1675 | 7780 | 16098 | PS616001 | 65 | 108 | 5 | 42 | 30 | 13,70 | 310 |
| Jumpy III | | 1.6-HDi95/HDi115/2.0-HDi120/HDi150/HDi180 | e2*2007/46*0531* | V | 06.16- | 7 Jx16 | 215/65R16 | | | R1-1980 | 7505 | 16237 | PS616003 | 65 | 108 | 5 | 46 | 30 | 10,20 | 280 |
| Jumpy III Skrzynia | | 1.6-HDi95/2.0-Hdi180 | e2*2007/46*0531* | V | - | 7 Jx17 | 215/55R17 | 215/60R17 | 225/55R17 | R1-2046 | 9026 | 17035 | | 65 | 108 | 5 | 46 | 25 | | 350 |
| Jumpy III Space Tourer | | 1.6-HDi95/2.0-Hdi180 | e2*2007/46*0530* | V | - | 7 Jx17 | 215/60R17 | 225/55R17 | | R1-2046 | 9026 | 17035 | | 65 | 108 | 5 | 46 | 25 | | 350 |
| Jumpy IV | | 1.6-HDi95/HDi115/2.0-HDi120/HDi150/HDi180 | e2*2007/46*0531* | V | 06.16- | 7 Jx16 | 215/65R16 | | | R1-1980 | 7505 | 16237 | PS616003 | 65 | 108 | 5 | 46 | 30 | 10,20 | 280 |
| Nemo skrzynia | | 1.3HDi-75/1.4i/1.4HDi | N130, e3*2007/46*0013* | 225L/A | 03.08- | 5.5 Jx14 | 175/70R14 | | | R1-1679 | 6805 | 14179 | FL614004 | 58 | 98 | 4 | 44 | 54 | 5,85 | 145 |
| Nemo skrzynia | | 1.3HDi-75/1.4i/1.4HDi | N130, e3*2007/46*0013* | 225L/A | 03.08- | 5.5 Jx14 | 175/70R14 | | | R1-1683 | | 14208 | | 58 | 98 | 4 | 44 | 54 | 5,85 | 162 |
| Nemo skrzynia | sr | 1.3HDi-75/1.4i/1.4HDi | N130, e3*2007/46*0013* | 225L/A | 03.08- | 6 Jx15 | 185/65R15 | | | R1-1681 | 7680 | 15211 | FL515013 | 58 | 98 | 4 | 44 | 40 | 7,05 | 234 |

Dacia



R1-1608 **R1-1633** **R1-1684** **R1-1724** **R1-1779** **R1-1844** **R1-1845** **R1-1855** **R1-1873**

| | | | | | | | | | | | | | | | | | | | | |
|-----------------------------------|---|---|---|---------|-------------|----------|-----------|-----------|--|----------------|------|-------|----------|----|-------|---|----|----|------|-------------|
| Dokker/Express | w niektórych modelach dozwolone tylko 6x15 ET40 | 1.2TCe115 | e2*2007/46*0030* | SD | 01.13- | 6 Jx15 | 185/65R15 | | | R1-1684 | 7635 | 15205 | | 60 | 100 | 4 | 50 | 40 | 7,95 | 238 |
| Dokker/Express/Stepway | przy 84kW w niektórych modelach dozwolone tylko 6x15 ET50 | 1.2TCe115/1.6MPI/1.5dCi75/1.5dCi90 | e2*2001/116*0314*, e2*2007/46*0030* | SD | 01.13- | 6 Jx15 | 185/65R15 | | | R1-1845 | 7775 | 15249 | RES15029 | 60 | 100 | 4 | 40 | 40 | 7,40 | 238 |
| Duster | | SCe115 2WD/TCe125 2WD/TCe125 4WD/dCi90 2WD/dCi110 2WD/dCi110 2WD EDC/dCi110 4WD | | SD | 02.18- | 6.5 Jx16 | 215/65R16 | | | R1-1779 | 8873 | 16145 | RES16018 | 66 | 114,3 | 5 | 50 | 30 | 9,30 | 258 |
| Duster | | 1.2-16V 4x4/1.5dCi-85/1.5dCi-110/1.6-16V/4x2/1.5dCi-100/1.6-16V/4x4 | e2*2001/116*0314*, e2*2007/46*0030* | SD | 04.10-01.18 | 6.5 Jx16 | 215/65R16 | | | R1-1779 | 8873 | 16145 | RES16018 | 66 | 114,3 | 5 | 50 | 30 | 9,30 | 258 |
| Lodgy | | 1.2TCe/1.5dCi/1.6MPI | e2*2001/116*0314*, e2*2007/46*0030* | SD | 04.12- | 5.5 Jx14 | 185/70R14 | | | R1-1844 | | 14193 | | 60 | 100 | 4 | 40 | 54 | 7,20 | 224 |
| Lodgy (Mj.2021) | N | TCe100/TCe130/Blue dCi115 | | | - | 6 Jx15 | 185/65R15 | | | R1-2101 | | 15315 | | 60 | 100 | 4 | 40 | 40 | | INFO |
| Lodgy/Stepway | | 1.2TCe/1.5dCi/1.6MPI | e2*2001/116*0314* | SD | 04.12- | 6 Jx15 | 185/65R15 | | | R1-1845 | 7775 | 15249 | RES15029 | 60 | 100 | 4 | 40 | 40 | 7,40 | 238 |
| Logan | K | 1.4i/1.6i | e2*2001/116*0314* | SD | 07.05- | 5.5x14 | 165/80R14 | 185/70R14 | | R1-1608 | | 14164 | | 60 | 100 | 4 | 43 | 48 | 7,50 | 228 |
| Logan Express/Pick Up | | 1.4MPI/1.5dCi/1.6MPI | N386 | FSD/USD | 01.09-12.12 | 6 Jx15 | 185/65R15 | | | R1-1684 | 7635 | 15205 | | 60 | 100 | 4 | 50 | 40 | 7,95 | 238 |
| Logan II/MCV II/Sandero II | | 0.9-Tce/1.2-16V/1.5D-dCi/5/dCi90 | od e2*2001/116*0314*58 (*64), od e2*2007/46*0030*20 | SD | 01.13- | 6 Jx15 | 185/65R15 | | | R1-1873 | 8932 | 15258 | RES15030 | 60 | 100 | 4 | 40 | 40 | 6,35 | 239 |
| Logan/MCV/Sandero | | 1.2-16V/1.4MPI/1.4MPI-LPG/1.5dCi/1.6MPI | do e2*2001/116*0314*57, -/323*, do e2*2007/46*0030*19 | SD/SR | 01.06-12.12 | 5.5x14 | 165/80R14 | 185/70R14 | | R1-1633 | | 14173 | | 60 | 100 | 4 | 43 | 48 | 6,70 | 190 |
| Logan/MCV/Sandero | | 1.2-16V/1.4MPI/1.4MPI-LPG/1.5dCi/1.6MPI | do e2*2001/116*0314*57 (*63), -/323*, do e2*2007/46*0030*19 | SD/SR | 07.05-12.12 | 6 Jx15 | 185/65R15 | | | R1-1684 | 7635 | 15205 | | 60 | 100 | 4 | 50 | 40 | 7,95 | 238 |
| Logan/MCV/Sandero/Stepway | | 1.2-16V/1.4MPI/1.4MPI-LPG/1.5dCi/1.6MPI/Stepway 1.5dCi/1.6MPI/Stepway 1.ddCi/1.6MPI | do e2*2001/116*0314*57 (*63), -/323*, do e2*2007/46*0030*19 | SD/SR | 07.05-12.12 | 6 Jx15 | 185/65R15 | | | R1-1724 | | 15221 | | 60 | 100 | 4 | 43 | 40 | 7,35 | 227 |
| Sandero Stepway | | 1.5dCi/1.6MPI | od e2*2001/116*0314*29 do *44 | SD | 06.09-12.12 | 6 Jx15 | 185/65R15 | | | R1-1684 | 7635 | 15205 | | 60 | 100 | 4 | 50 | 40 | 7,95 | 238 |
| Sandero Stepway III | N | 1.0 | e19*2007/46*0026*05 | DFJ | 07.21- | 6 Jx15 | 185/65R15 | | | R1-1855 | 7777 | 15253 | | 60 | 100 | 4 | 40 | 40 | | 249 |
| SUV Projekt RJI | N | 1.0TCe/1.3TCe | | | 11.21- | 6.5 Jx16 | | | | R1-2102 | | 16291 | | 60 | 100 | 4 | 43 | 30 | | INFO |

Legenda: N = nowe felgi K = końcówka sprzedaży, tylko do wyczerpania zapasów sr = felga w kolorze srebrnym cz = felga w kolorze czarnym info = informacje w przygotowaniu

| Model | Uwagi | Silniki | Numer ABE | Kod projektu | Lata produkcji | Rozmiary felgi | Rozmiary opon | MWP | Alcar | MWD | KPZ | Parametry techniczne | | | | Ilość na paczce | Waga kg | Cena detaliczna netto PLN |
|-------|-------|---------|-----------|--------------|----------------|----------------|---------------|-----|-------|-----|-----|----------------------|-----|----|----|-----------------|---------|---------------------------|
| | | | | | | | | | | | | CH | PCD | ST | ET | | | |

Daihatsu



R1-1607

R1-1757

| | | | | | | | | | | | | | | | | | | | |
|------------------|---------------------------------------|--|---------|-------------|----------|-----------|--|--|----------------|------|-------|----------|----|-----|---|----|----|------|------------|
| Charade | 1.33VVT-i | e11*2001/116*0249* | XP9F(a) | 06.11-01.13 | 5.5 Jx15 | 185/60R15 | | | R1-1607 | 7890 | 15190 | T0515011 | 54 | 100 | 4 | 45 | 40 | 8,20 | 236 |
| Materia | 1.3i/1.5i/1.5Eco 4WD | e13*2001/116*0198* | M4 | 02.07-02.11 | 5 Jx14 | 175/65R14 | | | R1-1757 | 5645 | 14184 | DA514004 | 54 | 100 | 4 | 40 | 54 | 7,05 | 311 |
| Sirion II | 1.0/1.3/1.3S/1.3-4WD/1.3-ECO-4WD/1.5S | e13*2001/116*0147*, e13*2003/97*0147* | M3 | 01.05-01.13 | 5 Jx14 | 175/65R14 | | | R1-1757 | 5645 | 14184 | DA514004 | 54 | 100 | 4 | 40 | 54 | 7,05 | 311 |

Dodge




R1-1830

| | | | | | | | | | | | | | | | | | | | | |
|---------|--------------|--------------------|----|-------------|----------|-----------|--|--|--|----------------|------|-------|----------|------|-----|---|----|----|-------|------------|
| Journey | 2.0D/2.4/2.7 | e11*2001/116*0145* | JC | 01.08-12.11 | 6.5 Jx16 | 225/65R16 | | | | R1-1830 | 9517 | 16170 | FL516006 | 71,5 | 127 | 5 | 40 | 30 | 10,85 | 350 |
|---------|--------------|--------------------|----|-------------|----------|-----------|--|--|--|----------------|------|-------|----------|------|-----|---|----|----|-------|------------|

| Model | Uwagi | Silniki | Numer ABE | Kod projektu | Lata produkcji | Rozmiary felgi | Rozmiary opon | | | MWP | Alcar | MWD | KPZ | Parametry techniczne | | | | Ilość na paczce | Waga kg | Cena detaliczna netto PLN |
|-------|-------|---------|-----------|--------------|----------------|----------------|---------------|-----|----|-----|-------|-----|-----|----------------------|--|--|--|-----------------|---------|---------------------------|
| | | | | | | | CH | PCD | ST | | | | | ET | | | | | | |

Fiat



| | | | | | | | | | | | | | | | | | | | | |
|-----------------------------|---|--|---|-----|--------|----------|-----------|-----------|--|----------------|------|-------|----------|----|-----|---|------|----|------|------------|
| 500/500C | | 0.9/1.2-8V/1.3D-Multijet-16V/1.4-16V | e3*2001/116*0261*, e3*2007/46*0064* | 312 | 07.07- | 5.5 Jx14 | 165/65R14 | 175/65R14 | | R1-1689 | 6315 | 14176 | FL514026 | 58 | 98 | 4 | 35 | 54 | 5,60 | 180 |
| 500/500C | | 1.4-16V | do e3*2001/116*0261*09, e3*2007/46*0064* | 312 | 07.07- | 6 Jx15 | 185/55R15 | | | R1-1475 | 8185 | 15159 | FL515009 | 58 | 98 | 4 | 40 | 40 | 9,15 | 247 |
| 500L | sr, w niektórych modelach dozwolone tylko felgi 16" | 0.9TwinAir/1.3-16V Multijet/ 1.4-16V | e3*2001/116*0217* | 199 | 10.12- | 6 Jx15 | 195/65R15 | | | R1-1743 | 8737 | 15233 | FL515024 | 58 | 98 | 5 | 39 | 40 | 6,65 | 234 |
| 500L/Living/Trekking | | 0.9TwinAir/1.3-16V Multijet/1.6-16V Mutijet | e3*2001/116*0217* | 199 | 10.12- | 6 Jx16 | 195/60R16 | 205/55R16 | | R1-1835 | 8053 | 16172 | FL516007 | 58 | 98 | 5 | 36,5 | 30 | 7,75 | 261 |
| 500L/Living/Trekking | tylko 88kW | 0.9CNG/0.9TwinAir/1.3D-Multijet/ 1.4/1.4LPG/1.6-16V Mutijet | e3*2001/116*0217* | 199 | 10.12- | 6 Jx16 | 205/55R16 | | | R1-1907 | 8049 | 16204 | FL616007 | 58 | 98 | 5 | 36,5 | 30 | 8,40 | 295 |
| 500X | koło strukturalne | City-Look/1.3D-Multijet/1.4MultiAir/1.6E-tor-Q/1.6Multijet/4x2/Off-Road-Look /1.4Multi-Air/2.0Multijet/4x4 | e3*2007/46*0318* | 334 | 01.15- | 6.5 Jx16 | 215/60R16 | | | R1-1918 | 8887 | 16213 | FL516008 | 65 | 110 | 5 | 40 | 30 | 9,80 | 261 |

| | | | | | | | | | | | | | | | | | | | | |
|--------------------------------|-------|---|---|-----|-------------|----------|-----------|-----------|-----------|----------------|------|-------|----------|------|-----|---|------|----|-------|------------|
| Bravo | | 1.4-16V/1.4T-JET-16V/1.9D-Multijet-8V/1.9D-Multijet-16V/2.0D-Multijet-16V | e3*2001/116*0248*, e3*2001/116*0288* | 198 | 04.07-07.14 | 7 Jx16 | 205/55R16 | | | R1-1677 | 9087 | 16109 | FL516004 | 58 | 98 | 4 | 31 | 30 | 8,60 | 310 |
| Bravo | | 1.4-16V/1.4T-JET-16V/1.9D-Multijet-8V/1.9D-Multijet-16V/2.0D-Multijet-16V | e3*2001/116*0248*, e3*2001/116*0288* | 198 | 04.07-07.14 | 6 Jx15 | 195/65R15 | | | R1-1118 | 7835 | 15039 | FL515012 | 58 | 98 | 4 | 31,5 | 40 | 6,85 | 233 |
| Cinquecento | cz, K | 0.9i/1.1i | G108, e3*96/27*0023* | 170 | 05.95-03.98 | 4.5x13 | 145/70R13 | 155/65R13 | | R1-1003 | | | | 58 | 98 | 4 | 36,5 | 63 | 4,95 | 185 |
| Cinquecento | sr, K | 0.9i/1.1i | G108, e3*96/27*0023* | 170 | 05.95-03.98 | 4.5 Bx13 | 145/70R13 | 155/65R13 | | R1-1004 | 2450 | 13099 | FL513008 | 58 | 98 | 4 | 36,5 | 63 | 4,95 | 185 |
| Croma | | 1.8-16V/1.9D-Multijet-8V/1.9D-Multijet-16V/2.2-16V/2.4D-Multijet-20V | e3*2001/116*0210* | 194 | 08.05-11.07 | 6.5 Jx16 | 205/55R16 | 215/55R16 | | R1-1483 | 9455 | 16045 | SA516002 | 65 | 110 | 5 | 41 | 30 | 9,00 | 298 |
| Croma (Facelift) | | 1.8-16V/1.9D-Multijet-8V/1.9D-Multijet-16V/2.2-16V/2.4D-Multijet-20V | od e3*2001/116*0210*05 | 194 | 12.07- | 6.5 Jx16 | 205/55R16 | 215/55R16 | | R1-1715 | 9437 | 16123 | FL516003 | 65 | 110 | 5 | 36 | 30 | 8,65 | 350 |
| Doblò | | 1.3D-Multijet-16V/1.4-8V/1.9D-Multijet-8V | e3*98/14*0071* | 223 | 10.05-01.10 | 5.5 Jx15 | 185/65R15 | | | R1-1626 | 6815 | 15078 | FL615004 | 58 | 98 | 4 | 32 | 48 | 6,70 | 246 |
| Doblò | | 1.3-16V-Multijet/1.4-16V/1.6-16V-Multijet/2.0-16V-Multijet | e3*2007/46*0002", -/07* | 263 | 01.10- | 6 Jx16 | 195/60R16 | | | R1-1786 | 8049 | 16154 | FL516002 | 58 | 98 | 5 | 36,5 | 30 | 9,40 | 298 |
| Doblò | sr | 1.3D-Multijet-16V/1.4-8V/1.9D-Multijet-8V | e3*98/14*0071* | 223 | 10.05-01.10 | 5.5 Jx14 | 175/70R14 | | | R1-1628 | 6225 | 14169 | FL614003 | 58 | 98 | 4 | 32 | 54 | 7,30 | 209 |
| Doblò Heavy | cz | 1.3/1.4/1.6D/2.0D | e3*2007/46*0002* | 263 | 01.10- | 6 Jx15 | 185/65R15 | | | R1-1741 | 7395 | 15232 | FL615006 | 58 | 98 | 5 | 39 | 40 | 7,45 | 254 |
| Doblò Light | sr | 1.3/1.4/1.6D/2.0D | e3*2007/46*0002* | 263 | 01.10- | 6 Jx15 | 185/65R15 | | | R1-1743 | 8737 | 15233 | FL515024 | 58 | 98 | 5 | 39 | 40 | 6,65 | 234 |
| Ducato | cz | 100/115/120/130/150 Multijet / 160/175/180 Multijet Power | e3*2001/116*0232*, e3*2007/46*0044*, L778 | 250 | 04.14- | 6 Jx16 | 215/75R16 | 225/75R16 | | R1-1909 | 6011 | 16208 | FL616008 | 71,1 | 118 | 5 | 68 | 30 | 11,75 | 380 |
| Ducato | | 120/130/150 Multijet / 145/160/175/180 Multijet Power | e3*2001/116*0232*, e3*2007/46*0044*, e3*2007/46*0049*, L778 | 250 | 04.14- | 6 Jx16 | 215/75R16 | 225/75R16 | | R1-1910 | 7011 | 16209 | FL616009 | 78,1 | 130 | 5 | 68 | 30 | 13,10 | 370 |
| Ducato II Kombi/ Bus | | 100 Multijet 2,2D (74kW) / 120 Multijet 2,3D (88kW) / 160 Multijet Power 3,0D (116kW) | e3*2001/116*0232*, e3*2007/46*0044* | 250 | 06.06-03.14 | 6x15 | 205/70R15 | 215/70R15 | 225/70R15 | R1-1635 | | 15200 | FL615002 | 71,1 | 118 | 5 | 68 | 40 | 10,40 | 291 |
| Ducato II Kombi/ Bus | | 120 Multijet 2,3D (88kW) / 160 Multijet Power 3.0D (116kW) / 3.0 Natural Power (100kW) | e3*2001/116*0232*, e3*2007/46*0044* | 250 | 06.06-03.14 | 6 Jx16 | 215/75R16 | 225/75R16 | | R1-1636 | 9601 | 16094 | FL616004 | 78,1 | 130 | 5 | 68 | 30 | 12,00 | 339 |
| Freemont | | 2.0-16V Multijet/3.6 Multijet | e11*2001/116*0145* | JC | 09.11- | 6.5 Jx16 | 225/65R16 | | | R1-1830 | 9517 | 16170 | FL516006 | 71,5 | 127 | 5 | 40 | 30 | 10,85 | 350 |
| Grande Punto/ Punto EVO | | 1.2-8V/1.3D-Multijet-16V/1.4-8V/1.4-Starjet-16V/1.4-16V-Multiair/1.4-8V-Natural Power/1.6-16V-Multijet/1.9D-Multijet-8V | e3*2001/116*0217*, -/286* | 199 | 09.05- | 6 Jx15 | 175/65R15 | 185/65R15 | | R1-1593 | 7915 | 15185 | FL515010 | 56,5 | 100 | 4 | 43 | 40 | 6,65 | 205 |
| Idea | | 1.2-16V/1.3D Multijet-16V/1.4-8V/1.4-16V | e3*2001/116*0153* | 350 | 01.04-12.07 | 6 Jx14 | 185/65R14 | | | R1-1638 | 6875 | 14172 | FL514023 | 58 | 98 | 4 | 40 | 54 | 6,20 | 176 |
| Idea | | 1.2-16V/1.3D-Multijet-16V/1.4-8V/1.4-16V/1.6D-Multijet-16V/1.9D-Multijet-8V | e3*2001/116*0153* | 350 | 01.04-12.07 | 6 Jx15 | 195/60R15 | | | R1-1475 | 8185 | 15159 | FL515009 | 58 | 98 | 4 | 40 | 40 | 9,15 | 247 |
| Linea | sr | 1.3D-Multijet/1.4-8V/1.4T-Jet-16V/1.6D-Multijet | e3*2001/116*0260* | 323 | 07.07-10.10 | 6 Jx15 | 185/65R15 | 195/60R15 | | R1-1681 | 7680 | 15211 | FL515013 | 58 | 98 | 4 | 44 | 40 | 7,05 | 234 |
| Multipla | | 1.6-16V/1.6 Natural-Power/1.9D-Multijet-8V | e3*96/79*0042*, e3*98/14*D050*, e3*98/14*0042*, e3*98/14D0090* | 186 | 01.99-12.07 | 6 Jx15 | 185/65R15 | | | R1-1118 | 7835 | 15039 | FL515012 | 58 | 98 | 4 | 31,5 | 40 | 6,85 | 233 |
| Panda | | 0.9-8V/1.2-8V/1.3D-16V-Multijet | e3*2007/46*0064* | 312 | 03.12- | 5.5 Jx14 | 165/65R14 | 165/70R14 | 175/65R14 | R1-1689 | 6315 | 14176 | FL514026 | 58 | 98 | 4 | 35 | 54 | 5,60 | 180 |
| Panda/4x4 | | 0.9/1.3D-16V-Multijet | e3*2007/46*0064* | 312 | 10.12- | 6 Jx15 | 175/65R15 | | | R1-1826 | 7355 | 15247 | FL515023 | 58 | 98 | 4 | 35 | 48 | 7,00 | 225 |
| Panda/Classic | cz | 1.1-8V/1.2-8V/1.2-8V-Natural Power/1.3D-Multijet-16V | e3*2001/116*0151*, e3*2001/116*0287* | 169 | 09.03-01.12 | 5x13 | 155/80R13 | | | R1-1472 | | | | 58 | 98 | 4 | 35 | 54 | 4,90 | 180 |

Legenda: N = nowe felgi K = końcówka sprzedaży, tylko do wyczerpania zapasów sr = felga w kolorze srebrnym cz = felga w kolorze czarnym info = informacje w przygotowaniu

| Model | Uwagi | Silniki | Numer ABE | Kod projektu | Lata produkcji | Rozmiary felgi | Rozmiary opon | MWP | Alcar | MWD | KPZ | Parametry techniczne | | | | Ilość na paczce | Waga kg | Cena detaliczna netto PLN |
|-------|-------|---------|-----------|--------------|----------------|----------------|---------------|-----|-------|-----|-----|----------------------|-----|----|----|-----------------|---------|---------------------------|
| | | | | | | | | | | | | CH | PCD | ST | ET | | | |

Fiat (Kontynuacja)

| | | | | | | | | | | | | | | | | | | | | |
|--------------------------------|-------------------------------|--|--------------------------------------|----------|-------------|----------|-----------|-----------|-----------|----------------|------|-------|----------|----|-------|---|----|----|-------|------------|
| Panda/Classic | | 1.1-8V/1.2-8V/1.2-8V-Natural Power/1.3D-Multijet-16V | e3*2001/116*0151*, e3*2001/116*0287* | 169 | 09.03-01.12 | 5x13 | 155/80R13 | | | R1-1803 | | 13120 | | 58 | 98 | 4 | 35 | 54 | 4,90 | 185 |
| Panda/Classic | sr | 1.1-8V/1.2-8V/1.2-8V-Natural Power/1.3D-Multijet-16V | e3*2001/116*0151*, e3*2001/116*0287* | 169 | 09.03-02.12 | 5 Bx13 | 155/80R13 | | | R1-1471 | 4450 | 13115 | FL513011 | 58 | 98 | 4 | 35 | 54 | 4,90 | 180 |
| Panda/Classic/4x4 | | 4x4/1.2-8V/1.3D-16V-Multijet/Cross/Climbing / 4x2/1.4-16V | e3*2001/116*0151* | 169 | 05.05-02.12 | 5.5 Jx14 | 165/70R14 | 175/65R14 | 185/65R14 | R1-1121 | 6165 | 14119 | FL514018 | 58 | 98 | 4 | 35 | 54 | 5,80 | 185 |
| Punto | | 1.2i-60/1.2i-80/1.2i-8V/1.2i-16V/1.3JTD-16V/1.4i-16V/1.9D-60/1.9TD-80/1.9JTD | e3*98/14*0048* | 188 | 11.99-08.05 | 5.5 Jx14 | 165/70R14 | 185/60R14 | | R1-1121 | 6165 | 14119 | FL514018 | 58 | 98 | 4 | 35 | 54 | 5,80 | 185 |
| Qubo | sr | 1.3D-16V-Multijet/1.4-8V/1.4-8V Natural-Power | e3*2001/116*0271*, e3*2007/46*0011* | 225 | 02.08- | 6 Jx15 | 185/65R15 | | | R1-1681 | 7680 | 15211 | FL515013 | 58 | 98 | 4 | 44 | 40 | 7,05 | 234 |
| Scudo II Kombi | | 90-Multijet (1.6D)/120-Multijet (2.0D)/140-Multijet (2.0D)/L1H1/L2H1 | e2*2001/116*0351*, e2*2007/46*0056* | 270 | 02.07- | 7 Jx16 | 215/60R16 | | | R1-1675 | 7780 | 16098 | PS616001 | 65 | 108 | 5 | 42 | 30 | 13,70 | 310 |
| Scudo Kombi (Facelift) | | 1.6i/1.9D/2.0i-16V/2.0JTD-8V/2.0JTD-16V | e2*2001/116*0162*, H261 | 220/220P | 02.04-01.07 | 6.5 Jx15 | 205/65R15 | | | R1-1643 | 9385 | 15198 | | 58 | 98 | 5 | 31 | 40 | 9,55 | 340 |
| Sedici | | 1.6-16V/1.9D-Multijet-8V/2.0D-16V-Multijet/4x2/4x4 | e4*2001/116*0106 | FY | 05.06-08.14 | 6 Jx15 | 195/65R15 | | | R1-1706 | 7150 | 15210 | SU515002 | 60 | 114,3 | 5 | 50 | 40 | 7,00 | 260 |
| Sedici | | 1.6-16V/1.9D-Multijet-8V/2.0D-16V-Multijet/4x2/4x4 | e4*2001/116*0106 | FY | 05.06-08.14 | 6 Jx16 | 205/60R16 | | | R1-1665 | 8315 | 16096 | SU516004 | 60 | 114,3 | 5 | 50 | 25 | 13,70 | 332 |
| Seicento | sr | 0.9i/1.1i-8V | e3*96/79*0036*, e3*98/14*0036* | 187 | 04.98-06.07 | 5 Bx13 | 145/70R13 | 155/65R13 | 155/70R13 | R1-1280 | 3450 | 13072 | FL513009 | 58 | 98 | 4 | 33 | 54 | 5,00 | 205 |
| Seicento/600 | cz | 0.9i/1.1i-8V | e3*96/79*0036*, e3*98/14*0036* | 187 | 04.98-06.07 | 5x13 | 145/70R13 | 155/65R13 | 155/70R13 | R1-1281 | | | | 58 | 98 | 4 | 33 | 54 | 5,00 | 205 |
| Stilo/Stilo Multi Wagon | | 1.2i-16V/1.4-16V/1.6i-16V/1.8i-16V/1.9D-Multijet 8V/1.9D-Multijet 16V | e3*98/14*0089* | 192 | 11.01-05.08 | 6.5 Jx15 | 195/65R15 | | | R1-1159 | 8085 | 15122 | FL515008 | 58 | 98 | 4 | 43 | 40 | 7,20 | 245 |
| Talento | N, tylko pojazdy kategorii M1 | 1.6 Multijet 95CV/125CV/145CV | e2*2007/46*0496* | FJL | 09.16- | 6 Jx16 | 215/65R16 | | | R1-1896 | 7503 | 16202 | RE616016 | 66 | 114,3 | 5 | 50 | 30 | 10,80 | 300 |
| Tipo | | 1.3 Multijet/1.4T-Jet/1.4-16V/1.6 Multijet | e3*2007/46*0373* | 356 | 06.16- | 6 Jx15 | 195/65R15 | | | R1-1963 | 4105 | 15288 | FL515025 | 58 | 98 | 5 | 38 | 40 | 7,20 | 223 |
| Tipo | | 1.3 Multijet/1.4T-Jet/1.4-16V/1.6 Multijet | e3*2007/46*0373* | 356 | 06.16- | 6.5 Jx16 | 205/55R16 | | | R1-1964 | 7105 | 16228 | FL516009 | 58 | 98 | 5 | 39 | 30 | 8,45 | 258 |
| Ulysse | | 2.2JTD | e2*98/14*0255* | 179 | 06.04- | 7 Jx16 | 215/60R16 | | | R1-1470 | | 16050 | | 58 | 98 | 5 | 27 | 30 | 9,65 | 320 |

Fiat dostawcze

| | | | | | | | | | | | | | | | | | | | | |
|----------------------------------|---|--|--|--------------------|-------------|----------|-----------|-----------|-----------|----------------|------|-------|----------|------|-------|---|------|----|-------|------------|
| Doblò Cargo | sr | 1.2/1.3JTD/1.3D-Multijet-16V/1.4-8V/1.6-16V/1.6 Natural-Power-16V/1.9D/1.9JTD/Bipower/1.9D-Multijet-8V | K750 | 223L | 10.05-01.10 | 5.5 Jx14 | 175/70R14 | 175/75R14 | | R1-1628 | 6225 | 14169 | FL614003 | 58 | 98 | 4 | 32 | 54 | 7,30 | 209 |
| Doblò Cargo | sr | 1.3JTD-16V Multijet/1.4i-8V/1.9JTD-8V Multijet | K750 | 223L | 09.05-01.10 | 5.5 Jx15 | 185/65R15 | | | R1-1626 | 6815 | 15078 | FL615004 | 58 | 98 | 4 | 32 | 48 | 6,70 | 246 |
| Doblò Cargo | cz | 1.3-16V-Multijet / 1.6-16V-Multijet | e3*2007/46*0002*,-/07* | 263 | 01.10- | 6 Jx15 | 185/65R15 | 195/65R15 | | R1-1741 | 7395 | 15232 | FL615006 | 58 | 98 | 5 | 39 | 40 | 7,45 | 254 |
| Doblò Cargo | sr, indeks nośności 1150 kg | 1.3-16V-Multijet / 1.6-16V-Multijet | e3*2007/46*0002*,-/07* | 263 | 01.10- | 6 Jx15 | 195/65R15 | | | R1-1743 | 8737 | 15233 | FL515024 | 58 | 98 | 5 | 39 | 40 | 6,65 | 234 |
| Doblò Cargo/Maxi | | 1.3-16V-Multijet/1.4-16V/1.6-16V-Multijet/2.0-16V-Multijet | e3*2007/46*0002*,-/07* | 263 | 01.10- | 6 Jx16 | 195/60R16 | | | R1-1786 | 8049 | 16154 | FL516002 | 58 | 98 | 5 | 36,5 | 30 | 9,40 | 298 |
| Ducato II | | 115-MJ(2.0D)/130-MJ(2.3D)/150-MJ(2.3D)/180-MJ(3.0D)/140-Natural Power (3.0CNG) | do e3*2007/46*0044*08, do e3*2007/46*0049*07 | 250 | 07.12-03.14 | 6x15 | 205/70R15 | 215/70R15 | 225/70R15 | R1-1635 | | 15200 | FL615002 | 71,1 | 118 | 5 | 68 | 40 | 10,40 | 291 |
| Ducato II | | 100 Multijet 2,2 D (74kW) / 120 Multijet 2,3 D (88kW) / 160 Multijet Power 3,0 D (116kW) / 3,0 Natural Power | L778, L779, L968, N413 | 250/250D/250L/250M | 06.06-06.12 | 6x15 | 205/70R15 | 215/70R15 | 225/70R15 | R1-1635 | | 15200 | FL615002 | 71,1 | 118 | 5 | 68 | 40 | 10,40 | 291 |
| Ducato II/Maxi | | 120-Multijet(2,3D) / 160-Multijet(3,0D) / Naturalpower (3,0CNG) | L778, L779, L968, N413 | 250/250D/250L/250M | 06.06-06.12 | 6 Jx16 | 215/75R16 | 225/75R16 | | R1-1636 | 9601 | 16094 | FL616004 | 78,1 | 130 | 5 | 68 | 30 | 12,00 | 339 |
| Ducato II/Maxi | | 130-MJ(2.3D)/150-MJ(2.3D)/180-MJ(3.0D)/140-Natural Power (3.0CNG) | do e3*2007/46*0044*08, do e3*2007/46*0049*07 | 250 | 07.12-03.14 | 6 Jx16 | 215/75R16 | 225/75R16 | | R1-1636 | 9601 | 16094 | FL616004 | 78,1 | 130 | 5 | 68 | 30 | 12,00 | 339 |
| Ducato II/Maxi (Facelift) | owalne otwory wentylujące, flow forming | Multijet 110/115/130/150/180 Power | od e3*2001/116*0232*16, od e3*2007/46*0044*13, od e3*2007/46*0049*10 | 250 | 04.14- | 6 Jx15 | 215/75R15 | 225/75R15 | | R1-1908 | | 15273 | FL615007 | 71,1 | 118 | 5 | 68 | 40 | 10,10 | 300 |
| Ducato II/Maxi (Facelift) | Maxi heavy | Multijet 110/115/130/150/180 Power | od e3*2001/116*0232*16, od e3*2007/46*0044*13, od e3*2007/46*0049*10 | 250 | 04.14- | 6 Jx16 | 215/75R16 | 225/75R16 | | R1-1910 | 7011 | 16209 | FL616009 | 78,1 | 130 | 5 | 68 | 30 | 13,10 | 370 |
| Ducato model 2014 | okrągłe otwory wentylacyjne | Multijet 110/115/130/150/180 Power | od e3*2001/116*0232*16, od e3*2007/46*0044*13, od e3*2007/46*0049*10 | 250 | 04.14- | 6 Jx15 | 215/75R15 | 225/75R15 | | R1-1941 | 4012 | 15281 | FL615007 | 71,1 | 118 | 5 | 68 | 40 | 10,45 | 294 |
| Ducato model 2014 (Light) | cz, maksymalna ładowność 1100 kg | 2.0 Multijet/2.3 Multijet/3.0 Multijet | e3*2007/46*0044* | 250 | 04.14- | 6 Jx16 | 215/75R16 | 225/75R16 | | R1-1909 | 6011 | 16208 | FL616008 | 71,1 | 118 | 5 | 68 | 30 | 11,75 | 380 |
| Fiorino | | 1.3D-16V-Multijet/1.4-8V/1.4-8V Naturalpower | N157, e3*2007/46*0011* | 225L/225 | 02.08- | 5.5 Jx14 | 175/70R14 | | | R1-1679 | 6805 | 14179 | FL614004 | 58 | 98 | 4 | 44 | 54 | 5,85 | 145 |
| Fiorino | | 1.3D-16V-Multijet/1.4-8V/1.4-8V Naturalpower | N157, e3*2007/46*0011* | 225L/225 | 02.08- | 5.5 Jx14 | 175/70R14 | | | R1-1683 | | 14208 | | 58 | 98 | 4 | 44 | 54 | 5,85 | 162 |
| Fiorino | sr | 1.3D-16V-Multijet/1.4-8V/1.4-8V Naturalpower | N157, e3*2007/46*0011* | 225L/225 | 02.08- | 6 Jx15 | 185/65R15 | | | R1-1681 | 7680 | 15211 | FL515013 | 58 | 98 | 4 | 44 | 40 | 7,05 | 234 |
| Scudo (Facelift) | | 1.9JTD/2.0JTD/2.0i-16V | H105 | 220L | 02.04-12.06 | 6.5 Jx15 | 195/65R15 | 205/65R15 | | R1-1643 | 9385 | 15198 | | 58 | 98 | 5 | 31 | 40 | 9,55 | 340 |
| Scudo II skrzynia | | 90-Multijet (1.6D)/120-Multijet (2.0D)/140-Multijet (2.0D)/L1H1/L2H1 | L862 | 270L | 01.07- | 6.5 Jx15 | 215/65R15 | | | R1-1664 | 7670 | 15201 | PS615002 | 65 | 108 | 5 | 38 | 40 | 9,80 | 309 |
| Scudo II skrzynia | | 90-Multijet (1.6D)/120-Multijet (2.0D)/140-Multijet (2.0D)/L1H1/L2H1 | L862 | 270L | 01.07- | 7 Jx16 | 215/60R16 | | | R1-1675 | 7780 | 16098 | PS616001 | 65 | 108 | 5 | 42 | 30 | 13,70 | 310 |
| Talento | N, tylko pojazdy kategorii M1 | 1.6 Multijet 90CV/CV95/CV115/120CV/125CV/145CV | e2*2007/46*0497* | FFL | 09.16- | 6 Jx16 | 205/65R16 | 215/65R16 | | R1-1896 | 7503 | 16202 | RE616016 | 66 | 114,3 | 5 | 50 | 30 | 10,80 | 300 |

| Model | Uwagi | Silniki | Numer ABE | Kod projektu | Lata produkcji | Rozmiary felgi | Rozmiary opon | MWP | Alcar | MWD | KPZ | Parametry techniczne | | | | Ilość na paczce | Waga kg | Cena detaliczna netto PLN |
|-------|-------|---------|-----------|--------------|----------------|----------------|---------------|-----|-------|-----|-----|----------------------|-----|----|----|-----------------|---------|---------------------------|
| | | | | | | | | | | | | CH | PCD | ST | ET | | | |

Ford



| | | | | | | | | | | | | | | | | | | | | | | | | | | | | | |
|---------------------|------|--|--|----------------------|-------------|----------|-----------|-----------|-----------|--|--|--|--|--|--|--|--|--|----------------|-------|----------|----------|------|-----|------|------|------|------------|------------|
| B-Max | TPMS | 1.0/1.4/1.4LPG/1.5TDCi/1.6TDCi/1.6Ti-VCT | e9*2007/46*0092*, e13*2007/46*1380* | JK8/JK8-LPG | 07.12- | 6x15 | 185/60R15 | 195/60R15 | | | | | | | | | | | R1-1922 | 15276 | F0515017 | 63,3 | 108 | 4 | 37,5 | 40 | 6,75 | 260 | |
| B-Max | | 1.0/1.4/1.4LPG/1.5TDCi/1.6TDCi/1.6Ti-VCT | e9*2007/46*0092*, e13*2007/46*1380* | JK8/JK8-LPG | 07.12- | 6 Jx15 | 185/60R15 | 195/60R15 | | | | | | | | | | | R1-1847 | 7430 | 15248 | F0515016 | 63,3 | 108 | 4 | 37,5 | 40 | 6,75 | 216 |
| C-Max | | 1.6/1.6Ti-VCT/1.6-TDCi/1.8/2.0-TDCi | e13*2001/116*0109* | DM2 | 09.03-10.10 | 6 Jx15 | 195/65R15 | | | | | | | | | | | | R1-1522 | 8795 | 15163 | F0515014 | 63,3 | 108 | 5 | 52,5 | 40 | 6,80 | 205 |
| C-Max | | 1.6/1.6-TDCi/1.8/1.8-Flexfuel/2.0/2.0-TDCi/2.0-CNG/2.0-LPG | e13*2001/116*0109*, e13*2001/116*1000*, -/1018* | DM2/DM2-LPG/DM2-CNG | 03.07-10.10 | 6.5 Jx16 | 205/55R16 | | | | | | | | | | | | R1-1707 | 8325 | 16115 | F0516008 | 63,3 | 108 | 5 | 50 | 30 | 9,70 | 235 |
| C-Max | | 1.6/1.6Ti-VCT/1.6-TDCi/1.8/1.8-TDCi/2.0/2.0-TDCi | e13*2001/116*0109* | DM2 | 09.03-10.10 | 6.5 Jx16 | 205/55R16 | | | | | | | | | | | | R1-1557 | 9975 | 16036 | F0516005 | 63,3 | 108 | 5 | 52,5 | 30 | 9,65 | 226 |
| C-Max/Grand C-Max | | 1.65CTi/1.6TDCi/1.6LPG/2.0TDCi/2.0Energi | e13*2007/46*1103*, -/1288*, od e13*KS07/46*1465*01 | DXA/DXA-LPG/DXA-PHEV | 11.10- | 6.5 Jx16 | 205/55R16 | 215/55R16 | 215/60R16 | | | | | | | | | | R1-1707 | 8325 | 16115 | F0516008 | 63,3 | 108 | 5 | 50 | 30 | 9,70 | 235 |
| Eco Sport | | 1.0-EcoBoost/1.5Ti-VCT/1.5-TDCi | e9*2007/46*0092* | JK8 | 06.14- | 6 Jx16 | 205/60R16 | | | | | | | | | | | | R1-1940 | 16205 | | | 63,3 | 108 | 4 | 37,5 | 30 | 8,50 | 250 |
| EcoSport | | 1.0-EcoBoost/1.5Ti-VCT/1.5-TDCi | e9*2007/46*0092* | JK8 | 06.14- | 6 Jx15 | 195/65R15 | | | | | | | | | | | | R1-1923 | 8442 | 15259 | F0515018 | 63,3 | 108 | 4 | 37,5 | 40 | 6,35 | 290 |
| EcoSport (Facelift) | | 1.0-EcoBoost/1.5Ti-VCT/1.5-TDCi | e9*2007/46*0092* | JK8 | 02.18- | 6.5 Jx16 | | | | | | | | | | | | | R1-2038 | 7442 | 16253 | F0516012 | 63,3 | 108 | 4 | 37,5 | 30 | 8,70 | 300 |
| Fiesta V | | 1.3i-8V/1.4i-16V/1.4-TDCi/1.6i-16V/1.6-TDCi | e1*98/14*0191*, e1*2001/116*0210* | JH1/JD3 | 02.02-09.08 | 5.5 Jx14 | 175/65R14 | | | | | | | | | | | | R1-1464 | 6275 | 14144 | F0514010 | 63,3 | 108 | 4 | 47,5 | 54 | 7,00 | 200 |
| Fiesta V/ST150 | | 1.3i-8V/1.4i-16V/1.4-TDCi/1.6i-16V/1.6-TDCi/ST150 | e1*98/14*0191*, e1*2001/116*0210* | JH1/JD3 | 02.02-09.08 | 6 Jx15 | 185/55R15 | 195/50R15 | | | | | | | | | | | R1-1338 | 8200 | 15102 | F0515007 | 63,3 | 108 | 4 | 52,5 | 40 | 8,90 | 222 |

| | | | | | | | | | | | | | | | | | | | | | |
|-----------------------------|--|---|--|-----------------------------|-------------|----------|-----------|-----------|-----------|--|----------------|------|-------|----------|------|-----|---|------|----|-------|------------|
| Fiesta VI | | 1.25/1.4/1.4LPG/1.6Ti-VCT/1.6-TDCi | do e9*2001/116*0069*10, do e13*2007/46*1058*08 | JA8/JA8-LPG | 10.08-12.12 | 5.5 Jx14 | 175/65R14 | | | | R1-1738 | 6355 | 14182 | F0514011 | 63,3 | 108 | 4 | 37,5 | 48 | 7,05 | 187 |
| Fiesta VI | | 1.25/1.4/1.4LPG/1.6Ti-VCT/1.6-TDCi | do e9*2001/116*0069*10, do e13*2007/46*1058*08 | JA8/JA8-LPG | 10.08-12.12 | 6 Jx15 | 195/50R15 | 195/60R15 | | | R1-1730 | 7255 | 15217 | F0515015 | 63,3 | 108 | 4 | 47,5 | 40 | 6,85 | 203 |
| Fiesta VI (Facelift) | | 1.0/1.25/1.4LPG/1.5TDCi/1.6Ti-VCT/1.6TDCi | od e9*2001/116*0069*11, od e13*2007/46*1058*09 | JA8/JA8-LPG | 01.13-05.17 | 5.5 Jx14 | 175/65R14 | | | | R1-1738 | 6355 | 14182 | F0514011 | 63,3 | 108 | 4 | 37,5 | 48 | 7,05 | 187 |
| Fiesta VI (Facelift) | | 1.0/1.25/1.4LPG/1.5TDCi/1.6Ti-VCT/1.6TDCi | od e9*2001/116*0069*11, od e13*2007/46*1058*09 | JA8/JA8-LPG | 01.13-05.17 | 6 Jx15 | 195/50R15 | 195/55R15 | 195/60R15 | | R1-1730 | 7255 | 15217 | F0515015 | 63,3 | 108 | 4 | 47,5 | 40 | 6,85 | 203 |
| Fiesta VII | | 1.0/1.25/1.4LPG/1.5TDCii/1.5TDC/EcoNetic | e9*2007/46*3142* | JHH | 06.17- | 6 Jx15 | 195/60R15 | | | | R1-2008 | 4095 | 15293 | F0515021 | 63,3 | 108 | 4 | 45 | 40 | 8,25 | 215 |
| Fiesta VII | | 1.0/1.25/1.4LPG/1.5TDCii/1.5TDC/EcoNetic | e9*2007/46*3142* | JHH | 06.17- | 6.5 Jx16 | 195/55R16 | | | | R1-2009 | 7095 | 16246 | F0516011 | 63,3 | 108 | 4 | 47,5 | 30 | | 264 |
| Focus | | 1.4i/1.6i/1.8i/1.8TDDi/1.8Di/1.9TDI/2.0i | e13*97/27*0037*, -/38*, -/39*, -/40*, e13*98/14*0056*, -/57*, -/58*, e13*98/14D0056*, -/57*, -/58* | DAW/DBW/DFW/DNW/DAX/DBX/DNX | 11.98-09.04 | 5.5 Jx14 | 175/70R14 | 185/65R14 | | | R1-1330 | 6880 | 14106 | F0514007 | 63,3 | 108 | 4 | 47,5 | 54 | 8,05 | 203 |
| Focus | | 1.4i/1.6i/1.8i/1.8TDDi/1.8Di/1.9TDI/2.0i | e13*97/27*0037*, -/38*, -/39*, -/40*, e13*98/14*0056*, -/57*, -/58*, e13*98/14D0056*, -/57*, -/58* | DAW/DBW/DFW/DNW/DAX/DBX/DNX | 11.98-09.04 | 6 Jx15 | 195/55R15 | 195/60R15 | | | R1-1338 | 8200 | 15102 | F0515007 | 63,3 | 108 | 4 | 52,5 | 40 | 8,90 | 222 |
| Focus II | | 1.4/1.6/1.6Ti-VCT/1.6-TDCi/1.8 | e13*2001/116*0144*, -/157* | DA3/DB3 | 10.04-03.11 | 6 Jx15 | 195/65R15 | | | | R1-1522 | 8795 | 15163 | F0515014 | 63,3 | 108 | 5 | 52,5 | 40 | 6,80 | 205 |
| Focus II/CC/ST220 | | 1.4/1.6/1.6Ti-VCT/1.6-TDCi/1.8/2.0/2.0-TDCi/ST220 Cabrio 1.6/2.0/2.0TDCi | e13*2001/116*0144*, -/157*, -/999*, -/1017* | DA3/DB3/DA3-LPG/DA3-CNG | 03.07-03.11 | 6.5 Jx16 | 205/55R16 | | | | R1-1707 | 8325 | 16115 | F0516008 | 63,3 | 108 | 5 | 50 | 30 | 9,70 | 235 |
| Focus II/CC/ST220 | | 1.4/1.6/1.6Ti-VCT/1.6-TDCi/1.8/2.0/2.0-TDCi/ST220 Cabrio 1.6/2.0/2.0TDCi | e13*2001/116*0144*, -/157* | DA3/DB3 | 10.04-03.11 | 6.5 Jx16 | 205/55R16 | | | | R1-1557 | 9975 | 16036 | F0516005 | 63,3 | 108 | 5 | 52,5 | 30 | 9,65 | 226 |
| Focus III | | 1.0-EcoBoost/1.6Ti-VCT/1.6-EcoBoost/1.6LPG/1.6TDCi/2.0TDCi/Focus electric | e13*2007/46*1138, -/1289*, -/1390* | DYB/DYB-LPG/DYB-BEV | 04.11- | 6.5 Jx16 | 205/55R16 | 215/55R16 | 215/60R16 | | R1-1707 | 8325 | 16115 | F0516008 | 63,3 | 108 | 5 | 50 | 30 | 9,70 | 235 |
| Focus IV | | 1.0/1.5-EcoBoost/1.5D/2.0D-EcoBlue | e13*2007/46*1911 | DEH | 09.18- | 6.5 Jx16 | 195/65R16 | 205/60R16 | | | R1-1707 | 8325 | 16115 | F0516008 | 63,3 | 108 | 5 | 50 | 30 | 9,70 | 235 |
| Fusion | | 1.25i/1.4i-16V/1.4TDCi/1.6/1.6-TDCi | e1*98/14*0194*25 | JU2 | 08.02-06.12 | 5.5 Jx14 | 185/60R14 | | | | R1-1464 | 6275 | 14144 | F0514010 | 63,3 | 108 | 4 | 47,5 | 54 | 7,00 | 200 |
| Fusion | | 1.25/1.4/1.4-TCDi/1.6/1.6-TDCi | e1*98/14*0194*25 | JU2 | 08.02-06.12 | 6 Jx15 | 195/60R15 | | | | R1-1338 | 8200 | 15102 | F0515007 | 63,3 | 108 | 4 | 52,5 | 40 | 8,90 | 222 |
| Galaxy | | 1.9TDI/2.0i/2.3i-16V/2.8CD-V6-24V | e1*95/54*0024*15, e1*2001/116*0024* | WGR | 07.00-04.06 | 6x16 | 195/60R16 | 205/55R16 | 215/55R16 | | R1-1408 | 9845 | 16011 | | 57 | 112 | 5 | 53 | 30 | 11,95 | 340 |
| Galaxy II | | 1.8TDCi/2.0/2.0-Flexfuel/2.0TDCi/2.0STCi/2.2TDCi/2.3 | do e13*2001/116*0185*23 | WA6 | 05.06-08.15 | 6.5 Jx16 | 215/60R16 | | | | R1-1645 | 8465 | 16084 | F0516007 | 63,3 | 108 | 5 | 50 | 30 | 10,35 | 255 |
| Galaxy III | | 1.5/2.0EcoBoost/2.0TDCi | od e13*2001/116*0185*24 | WA6 | 09.15- | 7.5 Jx17 | 235/55R17 | | | | R1-1948 | 9001 | 17018 | F0517004 | 63,3 | 108 | 5 | 55 | 20 | 12,90 | 380 |
| KA II | | 1.2/1.3TDCi | e3*2001/116*0280* | RU8 | 01.09-10.16 | 5.5 Jx14 | 165/65R14 | 175/65R14 | | | R1-1689 | 6315 | 14176 | FL514026 | 58 | 98 | 4 | 35 | 54 | 5,60 | 180 |
| KA II | | 1.2/1.3TDCi | e3*2001/116*0280* | RU8 | 01.09-10.16 | 6 Jx15 | 195/50R15 | | | | R1-1475 | 8185 | 15159 | FL515009 | 58 | 98 | 4 | 40 | 40 | 9,15 | 247 |
| Ka+ | | 1.2Ti-VCT | e3*2007/46*1637* | KAF | 11.16- | 5.5 Jx14 | 165/70R14 | | | | R1-1988 | 3505 | 14204 | F0514013 | 63,3 | 108 | 4 | 37,5 | 54 | 6,35 | 200 |
| Ka+ | | 1.2Ti-VCT | e3*2007/46*1637* | KAF | 11.16- | 6 Jx15 | 195/55R15 | | | | R1-1989 | 4505 | 15292 | F0515020 | 63,3 | 108 | 4 | 47,5 | 40 | 8,25 | 210 |
| Kuga | | 2.0TDCi/2.5/4x4/2.0TDCi/4x2 | do e13*2001/116*0109*31 | DM2 | 06.08-03.13 | 6.5 Jx16 | 235/60R16 | | | | R1-1707 | 8325 | 16115 | F0516008 | 63,3 | 108 | 5 | 50 | 30 | 9,70 | 235 |
| Kuga II | | 1.6/2.0TDCi/2x4/1.6/2.0TDCi/2.5/4x4 | od e13*2001/116*0109*31 do *39 | DM2 | 04.13- | 6.5 Jx16 | 215/65R16 | 235/60R16 | | | R1-1886 | 9232 | 16186 | F0616010 | 63,3 | 108 | 5 | 50 | 30 | 10,00 | 265 |

Legenda: N = nowe felgi K = końcówka sprzedaży, tylko do wyczerpania zapasów sr = felga w kolorze srebrnym cz = felga w kolorze czarnym info = informacje w przygotowaniu

| Model | Uwagi | Silniki | Numer ABE | Kod projektu | Lata produkcji | Rozmiary felgi | Rozmiary opon | MWP | Alcar | MWD | KPZ | Parametry techniczne | | | | Liczba pakietów | Waga kg | Cena detaliczna netto PLN |
|-------|-------|---------|-----------|--------------|----------------|----------------|---------------|-----|-------|-----|-----|----------------------|-----|----|----|-----------------|---------|---------------------------|
| | | | | | | | | | | | | CH | PCD | ST | ET | | | |

Ford (Kontynuacja)

| | | | | | | | | | | | | | | | | | | | | | | |
|--|---|---|---|--|-------------|----------|-----------|-----------|-----------|--|--|----------------|------|-------|----------|------|-------|---|------|----|-------|-------------|
| Kuga II | | 1.6/2.0TDCi/2x4/1.6/2.0TDCi/2.5/4x4 | od e13*2001/116*0109*31 | DM2 | 04.13- | 7.5 Jx17 | 235/55R17 | | | | | R1-1983 | 9937 | 17023 | F0517005 | 63,3 | 108 | 5 | 52,5 | 25 | 10,35 | 296 |
| Kuga III | | 1.5EcoBoos/2.0EcoBlue/Hybrid/2.5Duratec PHEV/4x4 | e13*2007/46*2188* | DFK | 03.20- | 7 Jx17 | 225/65R17 | | | | | R1-2084 | 9936 | 17039 | | 63,3 | 108 | 5 | 50 | 25 | | INFO |
| Mondeo | K | 1.6i/1.8i/1.8TD/2.0i | G274, G387, e1*95/54*0045*, -/46*, -/47* | BNP/BAP/BFP/GBP | 03.93-08.98 | 5.5x14 | 185/65R14 | 195/60R14 | | | | R1-990 | | 14035 | | 63,3 | 108 | 4 | 47,5 | 96 | 7,90 | 205 |
| Mondeo | | 1.6Ti-VCT/1.8TDCi/2.0/2.0LPG/2.0TDCi/2.0SCTi/2.2TDCi/2.5 | do e13*2001/116*0249*25, -/1015* | BA7/BA7-LPG | 05.07-12.14 | 6.5 Jx16 | 205/55R16 | 215/55R16 | | | | R1-1707 | 8325 | 16115 | F0516008 | 63,3 | 108 | 5 | 50 | 30 | 9,70 | 235 |
| Mondeo (Facelift) / ST220 | | 1.8i/2.0i/2.0-Di/2.0-TDCi/2.5iV6-24V/ST220-3.0iV6-24V/2.0-TDDi/2.0-TDCi | e1*98/14*0154*, -/155*, -/156* | B4Y/B5Y/BWY | 12.00-04.07 | 6.5 Jx16 | 205/55R16 | | | | | R1-1557 | 9975 | 16036 | F0516005 | 63,3 | 108 | 5 | 52,5 | 30 | 9,65 | 226 |
| Mondeo (model 2015) | | 1.0/1.5/1.5TDCi/1.6TDCi/1.6/2.0/2.0TDCi/Hybrid | od e13*2001/116*0249*26, e13*2007/46*1485* | BA7/BA7-HEV | 01.15- | 6.5 Jx16 | 215/60R16 | | | | | R1-1707 | 8325 | 16115 | F0516008 | 63,3 | 108 | 5 | 50 | 30 | 9,70 | 235 |
| Puma | | 1.0EcoBoost/Hybrid | e9*2007/46*3165* | J2K | 01.20- | 6.5 Jx16 | 205/65R16 | | | | | R1-2083 | 7037 | 16286 | | 63,3 | 108 | 5 | 45 | 30 | | 280 |
| Ranger | | 2.2TDCi 4x2 / 2.2TDCi 4x4 | e11*2007/46*0154* | 2AB | 01.16- | 7 Jx16 | 215/70R16 | 255/70R16 | | | | R1-1973 | 7655 | 16233 | | 93 | 140,5 | 6 | 55 | 30 | 15,50 | 360 |
| Ranger | | 2.2TDCi 4x2 / 2.2TDCi 4x4 | e11*2007/46*0154* | 2AB | 01.16- | 7.5 Jx17 | 265/65R17 | | | | | R1-1974 | | 17020 | | 93 | 140,5 | 6 | 55 | 25 | 13,45 | 420 |
| S-Max | | 2.0/2.0-Flexfuel/2.0TDCi/2.0STCi/2.2TDCi/2.3/2.5 | do e13*2001/116*0185*23 | WA6 | 06.06-08.15 | 6.5 Jx16 | 215/60R16 | | | | | R1-1645 | 8465 | 16084 | F0516007 | 63,3 | 108 | 5 | 50 | 30 | 10,35 | 255 |
| S-Max II | | 1.5 Eco Boost/2.0 Eco Boost Automatic/2.0TDCi | od e13*2001/116*0185*24 | WA6 | 09.15- | 7.5 Jx17 | 235/55R17 | | | | | R1-1948 | 9001 | 17018 | F0517004 | 63,3 | 108 | 5 | 55 | 20 | 12,90 | 380 |
| Tourneo Connect | | 1.8i/1.8TDCi | e1*2001/116*0206* do e1*2001/116*207*15 | PJ2/PH2 | 03.03-12.13 | 6 Jx15 | 195/65R15 | | | | | R1-1552 | 8525 | 15171 | F0615006 | 63,3 | 108 | 5 | 52,5 | 40 | 9,15 | 335 |
| Tourneo Connect/ Grand Tourneo Connect | | Connect 1.0/1.6/1.6TDCi / Grand Connect 1.6/1.6TDCi | od e1*2001/116*0207*16, od e1*2007/46*0272*04 | PJ2/PU2 | 11.13- | 6.5 Jx16 | 205/60R16 | 215/55R16 | | | | R1-1886 | 9232 | 16186 | F0616010 | 63,3 | 108 | 5 | 50 | 30 | 10,00 | 265 |
| Tourneo Connect/ Grand Tourneo Connect (Facelift) | N | 1.0EcoBoost/1.5d EcoBlue | ab e1*2001/116*207*26, ab e1*2007/46*0272*14 | PJ2/PU2 | 10.18- | 6.5 Jx16 | 205/60R16 | 215/55R16 | | | | R1-2047 | 7232 | 16266 | F0616012 | 63,3 | 108 | 5 | 50 | 30 | 9,30 | 300 |
| Tourneo Courier | | 1.0/1.5TDCi/1.6TDCi | od e1*98/14*0194*26 | JU2 | 06.14- | 6 Jx15 | 185/60R15 | 195/60R15 | | | | R1-1925 | 5005 | 15277 | F0615010 | 63,3 | 108 | 4 | 37,5 | 40 | 9,00 | 249 |
| Transit Tourneo | | 2.2TDCi | e11*2001/116*0282*, -/283*, -/284*, -/285*, -/286*, -/287*, -/288*, -/289* | FBE6/FDE6/FDF6/FDG6/FSE6/FSF6/FSG6/FZE6 | 06.06- | 5.5 Jx15 | 195/70R15 | | | | | R1-1421 | 8505 | 15165 | F0615005 | 65 | 160 | 5 | 60 | 32 | 10,30 | 395 |
| Transit Tourneo | | 2.2TDCi | e11*2001/116*0282*, -/283*, -/284*, -/285*, -/286*, -/287*, -/288*, -/289* | FBE6/FDE6/FDF6/FDG6/FSE6/FSF6/FSG6/FZE6 | 06.06- | 5.5 Jx16 | 185/75R16 | 205/65R16 | 215/75R16 | | | R1-1587 | 9597 | 16080 | F0616006 | 65 | 160 | 5 | 56 | 30 | 13,90 | 385 |
| Transit Tourneo | | 2.4TDCi/3.2TDCi | e11*2001/116*0276*, -/277*, -/278*, -/279*, -/280*, -/281* | FDA6/FDB6/FGC6/FSA6/FSB6/FSC6 | 06.06- | 5.5 Jx16 | 205/75R16 | 215/75R16 | | | | R1-1587 | 9597 | 16080 | F0616006 | 65 | 160 | 5 | 56 | 30 | 13,90 | 385 |
| Transit Tourneo/ Euroline/Nugget | | 2.0TDE/2.0TDCi | e11*98/14*0151*, -/152* do -/157*, -/172* | FBFY/FDEY/FDFY/FGDY/FSEY/FSFY/FSGY/FZEY | 01.01-05.06 | 5.5 Jx15 | 195/70R15 | | | | | R1-1421 | 8505 | 15165 | F0615005 | 65 | 160 | 5 | 60 | 32 | 10,30 | 395 |
| Transit Tourneo/ Euroline/Nugget | | 2.0TDE/2.0TDCi | e11*98/14*0124*, -/125*, -/126*, -/127*, -/149*, -/150*, -/151*, -/152*, -/153*, -/154*, -/155*, -/156*, -/157*, -/172* | FDBY/FDCY/FSBY/FSFY/FDAY/FSAY/FBEY/FDEY/FDFY/FGDY/FSEY/FSFY/FZEY | 01.01-05.06 | 5.5 Jx16 | 195/65R16 | 205/65R16 | 215/75R16 | | | R1-1587 | 9597 | 16080 | F0616006 | 65 | 160 | 5 | 56 | 30 | 13,90 | 385 |

Ford dostawcze

| | | | | | | | | | | | | | | | | | | | | |
|-----------------------|---|--|--|--|-------------|----------|-----------|-----------|-----------|---------|------|-------|----------|-------|-----|---|-------|----|-------|-----|
| Fiesta Van | | 1.25i/1.4TDCi/1.6TDCi | DE2007/46*0072* do e9*2007/46*0002*06 | JR8 | 01.09-12.12 | 5.5 Jx14 | 175/65R14 | | | R1-1738 | 6355 | 14182 | F0514011 | 63,3 | 108 | 4 | 37,5 | 48 | 7,05 | 187 |
| Fiesta Van | | 1.3i/1.4TDCi/1.6i/1.6TDCi | N070 | JC3 | 04.07-12.08 | 5.5 Jx14 | 175/65R14 | | | R1-1464 | 6275 | 14144 | F0514010 | 63,3 | 108 | 4 | 47,5 | 54 | 7,00 | 200 |
| Fiesta Van | | 1.25i/1.4TDCi/1.6TDCi | DE2007/46*0072* do e9*2007/46*0002*06 | JR8 | 01.09-12.12 | 6 Jx15 | 195/50R15 | 195/60R15 | | R1-1730 | 7255 | 15217 | F0515015 | 63,3 | 108 | 4 | 47,5 | 40 | 6,85 | 203 |
| Fiesta Van | | 1.3i/1.4TDCi/1.6TDCi | N070 | JC3 | 04.07-12.08 | 6 Jx15 | 195/60R15 | | | R1-1338 | 8200 | 15102 | F0515007 | 63,3 | 108 | 4 | 52,5 | 40 | 8,90 | 222 |
| Fiesta Van (Facelift) | | 1.25i/1.4TDCi/1.6TDCi | od e9*2007/46*0002*07 | JR8 | 01.13- | 5.5 Jx14 | 175/65R14 | | | R1-1738 | 6355 | 14182 | F0514011 | 63,3 | 108 | 4 | 37,5 | 48 | 7,05 | 187 |
| Fiesta Van (Facelift) | | 1.25i/1.4TDCi/1.6TDCi | od e9*2007/46*0002*07 | JR8 | 01.13- | 6 Jx15 | 195/50R15 | 195/55R15 | | R1-1730 | 7255 | 15217 | F0515015 | 63,3 | 108 | 4 | 47,5 | 40 | 6,85 | 203 |
| Transit | tylko przedni napęd | FT260/FT280/FT300/2.0TD/2.0TDE/2.0TDCi | e11*98/14*0151*, -/152*, -/153*, -/154*, -/155*, -/156*, -/157*, -/172*, K710, K711, K712, K714, K715, K716 | FBEY/FDEY/FDFY/FDGY/FSEY/FSFY/ESGY/FZEY/FAEY/FAFY/FAGY | 01.01-05.06 | 5.5 Jx15 | 195/70R15 | | | R1-1421 | 8505 | 15165 | F0615005 | 65 | 160 | 5 | 60 | 32 | 10,30 | 395 |
| Transit | | FT260/280/300/330/350/2.2TDCi | L744, L745, L746, L751, L752, L758, e1*2007/46*0243*, -/244*, -/246*, -/255*, -/256*, -/268* | FAE6/FAF6/FAG6/FNF6/FMF6/FME6 | 06.06- | 5.5 Jx15 | 195/70R15 | | | R1-1421 | 8505 | 15165 | F0615005 | 65 | 160 | 5 | 60 | 32 | 10,30 | 395 |
| Transit | koła bliźniacze | FT300M/FT330M/FT330L/FT330S/2.3i-16V/2.4TD/2.4TDE/FT-350L/2.3i-16V/2.4TD/2.4TDE/FT420/FT430/2.4TDE/2.4TDCi | K587, K588, K589, K590, K591, K592, K593, K709, K988 | FMAY/FMBY/FMICY/FMDY/FNBY/FNCY/FNDY/FADY/FCDY | 01.00-05.06 | 5 Jx16 | 175/75C16 | 185/75C16 | | R1-1625 | 9465 | 16231 | | 138,8 | 180 | 6 | 105,5 | 30 | | 378 |
| Transit | | FT350/430/2.3i-16V/2.4TDCi/3.2TDCi | L743, L747, L748, L749, L750, L755, L756, L757, L761, e1*2007/46*0241*, -/248*, -/249*, -/251*, -/253*, -/262*, -/264*, -/266*, -/242*, -/250*, -/252*, -/254*, -/263*, -/265*, -/267* | FAD6/CD6/MA6/MB6/MC6/MD6/NB6/NC6/ND6/ED6/FB6/FC6/FD6/GB6/GC6/GD6 | 06.06- | 5 Jx16 | 185/75R16 | 195/75R16 | | R1-1646 | 9037 | 16085 | F0616007 | 138 | 180 | 6 | 108 | 30 | 11,00 | 445 |
| Transit | | FT260/FT280/FT300/FT330/2.0TD/2.0TDE/2.0TDCi/2.4TDE/2.3DOHC/2.4TDCi | K585, K586, K587, K588, K589, K590, K591, K592, K708, K709, K710, K711, K712, K713, L218, L219 | FAAY/ABY/ACY/AEY/AFY/ADY/AGY/CCY/MAY/MBY/MCY/MDY/MGY/MHY/NBY/NCY | 01.01-05.06 | 5.5 Jx16 | 195/65R16 | 205/65R16 | 215/75R16 | R1-1587 | 9597 | 16080 | F0616006 | 65 | 160 | 5 | 56 | 30 | 13,90 | 385 |
| Transit | | FT260/280/300/330/350/2.2TDCi | L744, L745, L746, L751, L752, L753, L754, L758, e1*2007/46*0243*, -/244*, -/246*, -/255*, -/256*, -/258*, -/260*, -/268* | FAE6/FAF6/FAG6/FME6/FMF6/FMG6/FNF6/FMH6 | 06.06- | 5.5 Jx16 | 185/75R16 | 205/65R16 | 215/75R16 | R1-1587 | 9597 | 16080 | F0616006 | 65 | 160 | 5 | 56 | 30 | 13,90 | 385 |
| Transit | | FT300/330/350/2.3i-16V/2.2TDCi/2.4TDCi/3.2TDCi | L740, L741, L742, L743, L747, L748, L749, L750, L755, L756, L757, L760, e1*2007/46*0236*, -/237*, -/239*, -/241*, -/248*, -/249*, -/251*, -/253*, -/262*, -/264*, -/266* | FAA6/FAB6/FAC6/FAD6/FCC6/FMA6/FMB6/FMC6/FMD6/FNB6/FNC6/FND6 | 06.06- | 5.5 Jx16 | 205/75R16 | 215/75R16 | | R1-1587 | 9597 | 16080 | F0616006 | 65 | 160 | 5 | 56 | 30 | 13,90 | 385 |
| Transit | | 2.2TDCi | e1*2007/46*0238*, -/240*, -/242*, -/245*, -/247*, -/250*, -/254*, -/257*, -/259*, -/261*, -/263*, -/265*, -/267* | FEB6/FEC6/FED6/FEF6/FEG6/FFB6/FFD6/FFG6/FFH6/FGB6/FGC6/FGD6 | 08.11- | 5.5 Jx16 | 215/75R16 | | | R1-1587 | 9597 | 16080 | F0616006 | 65 | 160 | 5 | 56 | 30 | 13,90 | 385 |
| Transit | przy kołach bliźniaczych nie stosuje się TPMS | 2.2TDCi | e1*2007/46*1096* - 1097*, - 1098*, - 1100* | FED/FFD/FDD/FGD | 11.13- | 6 Jx16 | 195/75R16 | | | R1-1924 | 9197 | 16215 | F0616011 | 138,8 | 180 | 6 | 109,5 | 30 | 14,65 | 430 |
| Transit Connect | | 1.8i/1.8TDDi/1.8TDCi | L071, L072, e1*2007/46*0271*, do e1*2007/46*0272*03 | PT2/PU2 | 03.03-12.13 | 6 Jx15 | 195/65R15 | | | R1-1552 | 8525 | 15171 | F0615006 | 63,3 | 108 | 5 | 52,5 | 40 | 9,15 | 335 |

| Model | Uwagi | Silniki | Numer ABE | Kod projektu | Lata produkcji | Rozmiary felgi | Rozmiary opon | MWP | Alcar | MWD | KPZ | Parametry techniczne | | | | Liczba pakietów | Waga kg | Cena detaliczna netto PLN |
|-------|-------|---------|-----------|--------------|----------------|----------------|---------------|-----|-------|-----|-----|----------------------|-----|----|----|-----------------|---------|---------------------------|
| | | | | | | | | | | | | CH | PCD | ST | ET | | | |

Ford dostawcze (Kontynuacja)

| | | | | | | | | | | | | | | | | | | | | |
|-----------------------------------|--|--------------------------|---|-----------------------------|--------|----------|-----------|-----------|--|----------------|------|-------|----------|------|-----|---|------|----|-------|------------|
| Transit Connect | | 1.0/1.6/1.6TDCi | od e1*2001/116*0207*16, od e1*2007/46*0272*04 | PJ2/PU2 | 11.13- | 6.5 Jx16 | 205/60R16 | 215/55R16 | | R1-1886 | 9232 | 16186 | F0616010 | 63,3 | 108 | 5 | 50 | 30 | 10,00 | 265 |
| Transit Connect (Facelift) | | 1.0EcoBoost/1.5d EcoBlue | | | 07.18- | 6.5 Jx16 | 205/60R16 | 215/55R16 | | R1-2047 | 7232 | 16266 | F0616012 | 63,3 | 108 | 5 | 50 | 30 | 9,30 | 300 |
| Transit Courier | | 1.0/1.5TDCi/1.6TDCi | e13*2007/46*1349* | JN8 | 06.14- | 6 Jx15 | 185/60R15 | 195/60R15 | | R1-1925 | 5005 | 15277 | F0615010 | 63,3 | 108 | 4 | 37,5 | 40 | 9,00 | 249 |
| Transit/Transit Custom | | 2.2TDCi/2.2TDCi | e1*2007/46*1005*,-/1100*, e11*2007/46*0676*,-/0801* | FCC/FAC/FAD/FCD | 01.13- | 6.5 Jx15 | 215/65R15 | | | R1-1863 | 8337 | 15256 | F0615009 | 65 | 160 | 5 | 60 | 40 | 10,10 | 300 |
| Transit/Transit Custom | | 2.2TDCi/2.2TDCi/4x4 | e1*2007/46*1005*,-/1096*,-/1097*,-/1098*,-/1100*, e11*2007/46*0676*,-/0801* | FCC/FAC/FAD/FED/FFD/FDD/FCD | 01.13- | 6.5 Jx16 | 215/65R16 | 235/65R16 | | R1-1864 | 9118 | 16183 | F0616009 | 65 | 160 | 5 | 60 | 30 | 9,50 | 322 |

Honda



| R1-1023 | R1-1082 | R1-1177 | R1-1506 | R1-1600 | R1-1610 | R1-1739 | R1-1750 | R1-1857 | R1-1885 | R1-1949 |
|---------|---------|---------|---------|---------|---------|---------|---------|---------|---------|---------|
|---------|---------|---------|---------|---------|---------|---------|---------|---------|---------|---------|

| | | | | | | | | | | | | | | | | | | | | |
|-----------------|---|---|---|---------------------------------|-------------|----------|-----------|-----------|-----------|----------------|-------|-------|----------|-------|-------|----|----|------|-------------|------------|
| Accord | K | 1.8i/LS/2.0EX/2.0i/2.0TD | F280, G247, e11*93/81*0020*, -/24* -/26* | CB3/CC7 | 01.90-08.98 | 5x14 | 165/60R14 | | | R1-1023 | 14042 | | 64 | 114,3 | 4 | 50 | 54 | 7,80 | 186 | |
| Accord | K | 2.0/2.0ES/2.0LS/2.0iLS/ES/TDi/2.2i-VTEC/2.3iSR | G247, e11*93/81*0020*, -/24*, -/25*, -/26* | CC7/CE7CE8/CE9/CF1 | 01.90-09.98 | 5.5x15 | 185/65R15 | 195/60R15 | | R1-1082 | 15005 | | 64 | 114,3 | 4 | 50 | 40 | 8,25 | 290 | |
| Accord Aerodeck | K | 2.0iLS/2.0iES/2.2iES | G255, G689, G690, e11*93/81*0035*, -/36* | CC9/CE1/CE2 | 01.92-09.98 | 5.5x15 | 185/65R15 | 195/60R15 | 205/55R15 | R1-1082 | 15005 | | 64 | 114,3 | 4 | 50 | 40 | 8,25 | 290 | |
| Accord Coupé | K | 2.0i/2.2i | e11*93/81*0005*, F985 | CD7/CC2 | 04.94-06.98 | 5.5x15 | 185/65R15 | 195/60R15 | 205/55R15 | R1-1082 | 15005 | | 64 | 114,3 | 4 | 50 | 40 | 8,25 | 290 | |
| Civic | | 1.4iS/LS/1.6iS/LS/ES/1.7i-CTDi | e11*98/14*0158*, -/159*, -/160*, -/161*, -/173*, -/174*, 188* | EU5/EU6/EU7/EU8/EP1/ EP2/EP4 | 03.01-12.05 | 5.5x14 | 185/70R14 | | | R1-1148 | 5260 | 14138 | H0514010 | 56 | 100 | 4 | 45 | 48 | 7,20 | 238 |
| Civic | | 1.3/1.4/1.8/2.2i-CDTi | do e11*2001/116*0255*06, do -/256*06, do -/257*, -/297*, -/298*, -/334* | FK1/FK2/FK3/FN1/FN3/FN4 | 01.06-01.12 | 6.5 Jx16 | 205/55R16 | | | R1-1610 | 8005 | 16081 | H0516006 | 64 | 114,3 | 5 | 55 | 30 | 8,80 | 320 |
| Civic | | 1.4S/1.8S/2.2i-DTEC | od e11*2001/116*0255*07, od -/256*07, od -/257*06, e11*2007/46*0186* | FK1/FK2/FK3/FB8 | 02.12-03.17 | 6.5 Jx16 | 205/55R16 | | | R1-1857 | 8067 | 16175 | H0516009 | 64 | 114,3 | 5 | 45 | 30 | 9,65 | 360 |
| Civic | | 1.0VTEC/1.5VTEC | e11*2007/46*3633* | FC | 04.17- | 7 Jx16 | 215/55R16 | | | R1-2035 | 7520 | 16251 | H0516011 | 64 | 114,3 | 5 | 45 | 30 | 10,42 | 344 |
| CR-V | | 1.6i-DTEC/2.0i-VTEC/2.2i-DTEC/2WD/4WD | e11*2001/116*0301*06, -/302*06-*10 | RE5/RE6 | 10.12-04.15 | 6.5 Jx17 | 225/65R17 | | | R1-1885 | 9312 | 17011 | | 64 | 114,3 | 5 | 50 | 25 | 10,00 | 405 |
| FR-V | K | 1.7i/1.8i/2.0i/2.2i-CDTi | e6*2001/116*0099*, e6*2001/116*0100*, -/104* | BE1/BE3/BE5 | 01.05- | 6x15 | 195/65R15 | | | R1-1600 | 15183 | | 64 | 114,3 | 5 | 50 | 40 | 8,10 | 361 | |
| HR-V | | 5DR/1.6i-2wd/1.6i-4wd/1.6i-4wd-CVT/1.6i-VTEC-4wd/3DR/1.6i-2wd/1.6i-VTEC-4wd | e6*98/14*0062*, -/63*, -/67*, -/68* | GH1/GH2/GH3/GH4 | 01.99-12.05 | 5.5 Jx15 | 195/70R15 | | | R1-1177 | 7930 | 15132 | H0515008 | 64 | 114,3 | 5 | 45 | 36 | 7,55 | 379 |
| Insight | | 1.3 | e6*2001/116*0130* | ZE2 | 04.09-12.13 | 5.5 Jx15 | 175/65R15 | | | R1-1750 | 7805 | 15224 | H0515016 | 56 | 100 | 4 | 45 | 48 | 7,00 | 310 |
| Jazz | K | 1.2i-S/1.4i-DSi | e1*98/14*0087*, -/88* | GD1/GD5 | 04.02-02.04 | 5.5x14 | 175/65R14 | | | R1-1506 | 14149 | | 56 | 100 | 4 | 45 | 48 | 6,40 | 250 | |
| Jazz | N | 1.5e-HEV | e6*2007/46*0415* | GR | 07.20- | 6 Jx15 | 185/60R15 | | | R1-2097 | 4026 | 15312 | | 56 | 100 | 4 | 50 | 40 | INFO | |
| Jazz II | | 1.2i-VTEC/1.3i-DSi-VTEC/1.4i-VTEC/1.4i-VTEC CVT | e6*2001/116*0125*, -/126*, -/127*, -/128*, -/131*, -/132*, e6*2007/46*0010*, -/11*, -/13*, -/14*, -/15*, -/16* | GG1/GG2/GE6/GG3/GG5/ GG6/GP1 | 11.08-12.15 | 5.5 Jx15 | 175/65R15 | | | R1-1750 | 7805 | 15224 | H0515016 | 56 | 100 | 4 | 45 | 48 | 7,00 | 310 |
| Jazz III | | 1.3i-VTEC/1.5VTEC | e6*2007/46*0162* | GK | 10.15 | 6 J | 185/60R15 | | | R1-1949 | 4025 | 15284 | H0515019 | 56 | 100 | 4 | 50 | 48 | 7,10 | 291 |
| Accord/Tourer | | 2.0/2.2i-DTEC | e6*2001/116*0113*, -/115*, -/120*, -/122* | CU1/CU3/CW1/CW3 | 07.08- | 6.5 Jx16 | 205/60R16 | 215/60R16 | | R1-1739 | 9527 | 16129 | H0516007 | 64 | 114,3 | 5 | 50 | 30 | 9,25 | 390 |

Legenda: N = nowe felgi K = końcówka sprzedaży, tylko do wyczerpania zapasów sr = felga w kolorze srebrnym cz = felga w kolorze czarnym info = informacje w przygotowaniu

| Model | Uwagi | Silniki | Numer ABE | Kod projektu | Lata produkcji | Rozmiary felgi | Rozmiary opon | MWP | Alcar | MWD | KPZ | Parametry techniczne | | | | Ilość na paczce | Waga kg | Cena detaliczna netto PLN |
|-------|-------|---------|-----------|--------------|----------------|----------------|---------------|-----|-------|-----|-----|----------------------|-----|----|----|-----------------|---------|---------------------------|
| | | | | | | | | | | | | CH | PCD | ST | ET | | | |

Hyundai



| | | | | | | | | | | | | | | | | | | | | | | |
|----------------|------------------------------|------------------------------------|--------------------------------------|--------|-------------|----------|-----------|-----------|--|--|--|----------------|------|-------|----------|----|-----|---|----|----|------|------------|
| Accent | | 1.3iL/GLS/1.5iGLS/1.5CRDi/1.6i-GLS | e4*98/14*0037* | LC | 01.00-05.06 | 5 Jx14 | 185/60R14 | | | | | R1-1548 | 5220 | 14133 | HYS14005 | 54 | 100 | 4 | 46 | 54 | 8,05 | 255 |
| Accent | | 1.4i/1.5CRDi/1.6i | e4*2001/116*0103*, -/110* | MC/MCT | 06.06-12.10 | 5.5 Jx14 | 185/65R14 | | | | | R1-1631 | 7230 | 14168 | KIS14005 | 54 | 100 | 4 | 46 | 48 | 7,30 | 313 |
| Getz | | 1.1i/1.4i/1.5CRDi/1.6i | e4*2001/116*0123* | TBI | 01.07-01.09 | 5 Jx14 | 165/65R14 | 175/65R14 | | | | R1-1548 | 5220 | 14133 | HYS14005 | 54 | 100 | 4 | 46 | 54 | 8,05 | 255 |
| Getz | | 1.1i/1.3i/1.4i/1.5CRDi/1.6i | e4*98/14*0066* | TB | 09.02-01.09 | 5 Jx14 | 165/65R14 | 175/65R14 | | | | R1-1548 | 5220 | 14133 | HYS14005 | 54 | 100 | 4 | 46 | 54 | 8,05 | 255 |
| i10 | | 1.0/1.1/1.25 | e4*2001/116*0131* | PA | 03.08-02.11 | 4 Bx13 | 155/70R13 | | | | | R1-1572 | 2490 | 13116 | KIS13003 | 54 | 100 | 4 | 46 | 63 | 5,25 | 225 |
| i10 | | 1.0 | e11*2007/46*1008* | IA | 12.13- | 4.5 Jx13 | 155/70R13 | | | | | R1-1902 | 4275 | 13122 | HYS13009 | 54 | 100 | 4 | 35 | 63 | 5,25 | 266 |
| i10 | | 1.1/1.1CRDi/1.25 | e4*2001/116*0131* | PA | 03.08-11.13 | 5 Jx14 | 165/60R14 | 175/60R14 | | | | R1-1571 | 5490 | 14158 | KIS14004 | 54 | 100 | 4 | 46 | 48 | 6,75 | 240 |
| i10 | | 1.0/1.0LPG/1.2 | e11*2007/46*1008*, e13*2007/46*1602* | IA | 12.13- | 5.5 Jx14 | 175/65R14 | | | | | R1-1903 | 5335 | 14197 | HYS14010 | 54 | 100 | 4 | 47 | 54 | 6,35 | 213 |
| i10 | | 1.0/1.2 | e5*2007/46*0090*00 | AC3 | 12.19- | 5.5 Jx14 | 175/65R14 | | | | | R1-2085 | 3553 | | | 54 | 100 | 4 | 42 | 54 | | 235 |
| i10 (Facelift) | kołpak od R1-1572 nie pasuje | 1.0/1.1/1.25 | od e4*2001/116*0131*05 | PA | 03.11-11.13 | 4 Bx13 | 155/70R13 | | | | | R1-1838 | 2491 | 13121 | | 54 | 100 | 4 | 46 | 63 | 5,25 | 219 |

| | | | | | | | | | | | | | | | | | | | | | | | | | | | | | |
|-----------------|--|---|---|-------------|-------------|----------|-----------|-----------|-----------|--|--|--|--|--|--|--|--|--|---------|------|-------|----------|----|-------|---|----|----|-------|-----|
| i20 | produkcja hinduska | 1.1CRDi/1.2/1.4/1.4CRDi/1.6/1.6CRDi | do e11*2001/116*0333*04 | PB | 02.09-09.14 | 5 Jx14 | 175/70R14 | | | | | | | | | | | | R1-1745 | 6675 | 14183 | HYS14008 | 54 | 100 | 4 | 45 | 63 | 6,45 | 282 |
| i20 | 5-drzwiowy, produkcja turecka | 1.1CRDi/1.2/1.4/1.4CRDi/1.6/1.6CRDi | e11*2007/46*0129*, e11*2001/116*0333*03 | PB/PBT | 04.10-09.14 | 6x15 | 185/60R15 | | | | | | | | | | | | R1-1791 | | 15235 | | 54 | 100 | 4 | 52 | 40 | 7,60 | 313 |
| i20 | K, produkcja hinduska | 1.1CRDi/1.2/1.4/1.4CRDi/1.6/1.6CRDi | e11*2001/116*0333*, e11*2007/46*0129* | PB/PBT | 02.09-09.14 | 5.5x15 | 185/60R15 | | | | | | | | | | | | R1-1768 | 7405 | 15229 | HYS15013 | 54 | 100 | 4 | 51 | 40 | 7,50 | 320 |
| i20 | | 1.1CRDi/1.2/1.4/1.4CRDi/1.6/1.6CRDi | e11*2007/46*0129*, od e11*2001/116*0333*03 | PB/PBT | 04.10-09.14 | 5.5 Jx14 | 175/70R14 | | | | | | | | | | | | R1-1790 | 6625 | 14186 | HYS14009 | 54 | 100 | 4 | 46 | 63 | 7,20 | 310 |
| i20 II | | 1.0/1.1CRDi/1.2/1.4/1.4CRDi/Hybrid/Active/Coupé | e11*2007/46*1600*, -/1603* | GB/GB-HME | 10.14- | 6 Jx15 | 185/65R15 | | | | | | | | | | | | R1-1942 | 5015 | 15282 | HYS15020 | 54 | 100 | 4 | 47 | 48 | 7,60 | 242 |
| i30/i30cw | tylko do samochodów produkcji azjatyckiej | 1.4/1.6/1.6CRDi | e11*2001/116*0313* | FD | 07.07-02.12 | 5.5x15 | 185/65R15 | 195/65R15 | | | | | | | | | | | R1-1719 | | 15208 | | 67 | 114,3 | 5 | 47 | 40 | 7,50 | 240 |
| i30/i30cw | produkcja czeska | 1.4/1.6/1.6CRDi/2.0i/2.0CRDi | e11*2001/116*0343*, e11*2007/46*0225* | FDH | 01.09-02.12 | 5.5 Jx15 | 185/65R15 | 195/65R15 | | | | | | | | | | | R1-1693 | 8077 | 15206 | KI515006 | 67 | 114,3 | 5 | 47 | 48 | 7,70 | 240 |
| i30/i30cw | | 1.0T-Gdi/1.4/1.6CRDi/1.6CRDi DCT | e11*2007/46*3807* | PDE | 02.17- | 6 Jx15 | 195/65R15 | | | | | | | | | | | | R1-2010 | 4595 | 15294 | HYS15022 | 67 | 114,3 | 5 | 46 | 40 | 7,38 | 242 |
| i30/i30cw | | 1.4/1.4CRDi/1.6/1.6CRDi | e11*2007/46*0337*, -/338*, e13*2007/46*1604* | GDH/GDH-HME | 03.12-01.17 | 6 Jx15 | 195/65R15 | | | | | | | | | | | | R1-1854 | 8147 | 15252 | HYS15018 | 67 | 114,3 | 5 | 46 | 40 | 7,80 | 198 |
| i30/i30cw | produkcja azjatycka | 1.4/1.6/1.6CRDi | e11*2001/116*0313* | FD | 07.07-02.12 | 6x16 | 205/55R16 | | | | | | | | | | | | R1-1694 | | 16110 | | 67 | 114,3 | 5 | 51 | 25 | 8,55 | 325 |
| i30/i30cw | | 1.4/1.6/1.6CRDi/2.0i/2.0CRDi | e11*2001/116*0313*, -/343*, e11*2007/46*0225* | FD/FDH | 01.09-02.12 | 6 Jx16 | 205/55R16 | | | | | | | | | | | | R1-1770 | 9617 | 16146 | HYS16007 | 67 | 114,3 | 5 | 50 | 25 | 8,60 | 312 |
| i30/i30cw | | 1.0T-Gdi/1.4T-Gdi/1.4T-Gdi DCT/1.6CRDi/1.6 CRDi DCT | e11*2007/46*3807* | PDE | 02.17- | 6.5 Jx16 | 195/55R16 | 195/60R16 | 205/55R16 | | | | | | | | | | R1-2011 | 6595 | 16247 | HYS16015 | 67 | 114,3 | 5 | 50 | 30 | 8,54 | 275 |
| i30/i30cw | koło specjalne | 1.4/1.4CRDi/1.6/1.6CRDi | e11*2007/46*0337*, -/338*, e13*2007/46*1604* | GDH/GDH-HME | 03.12-01.17 | 6.5 Jx16 | 205/55R16 | | | | | | | | | | | | R1-1853 | 9147 | 16176 | HYS16011 | 67 | 114,3 | 5 | 51 | 30 | 9,30 | 271 |
| i40/i40cw | | 1.6/1.7CRDi/2.0 | e4*2007/46*0263*, -/264* | VF | 07.11- | 7 Jx16 | 205/60R16 | | | | | | | | | | | | R1-1825 | 9317 | 16169 | HYS16010 | 67 | 114,3 | 5 | 40 | 30 | 9,90 | 370 |
| Ioniq | | 1.6 GDi Hybrid | e4*2007/46*1157* | AE | 09.17- | 6 Jx15 | 195/65R15 | | | | | | | | | | | | R1-2014 | 4110 | 15295 | | 67 | 114,3 | 5 | 46 | 40 | 7,15 | 265 |
| ix20 | | 1.4/1.4CRDi/1.6/1.6CRDi | e4*2007/46*0207*, e4*2007/46*0223*, e13*2007/46*1605* | JC/JC-HME | 11.10- | 6 Jx15 | 195/65R15 | | | | | | | | | | | | R1-1901 | 8503 | 15265 | HYS15017 | 67 | 114,3 | 5 | 48 | 40 | 7,80 | 250 |
| ix35 | | 1.6/1.6blue/1.7CRDi/2.0/2.0CRDi/2WD/4WD | e11*2007/46*0104*, do e11*2007/46*0192*05 | EL/ELH | 03.10-08.13 | 6.5 Jx16 | 215/70R16 | | | | | | | | | | | | R1-1969 | 8756 | 16243 | HYS16009 | 67 | 114,3 | 5 | 45 | 30 | 10,27 | 275 |
| ix35 (Facelift) | | 1.6/1.6blue/1.7CRDi/1.7CRDi-blue/2.0/2.0CRDi | od e11*2007/46*0192*06 | ELH | 09.13- | 6.5 Jx16 | 215/70R16 | | | | | | | | | | | | R1-1926 | 8758 | 16210 | HYS16012 | 67 | 114,3 | 5 | 48 | 30 | 10,35 | 283 |
| Kona | | 1.0T-TDi/1.6T-GDI 4WD | E4*2007/46*1259* | OS | 12.17- | 6.5 Jx16 | 205/60R16 | | | | | | | | | | | | R1-2039 | 7001 | 16255 | HYS16016 | 67 | 114,3 | 5 | 44 | 30 | 8,50 | 279 |
| Sonata/Sonica | | 2.0-CRDi/2.4/3.3-V-6 | e11*2001/116*0241* | NF | 03.05-05.10 | 6.5 Jx16 | 215/60R16 | | | | | | | | | | | | R1-1970 | 8755 | 16244 | | 67 | 114,3 | 5 | 46 | 30 | 10,27 | 374 |
| Tucson | | 2WD/2.0/2.0-CRDi / 4WD/2.0/2.0-CRDi/2.7-V6 | e4*2001/116*0087* | JM | 07.04-02.10 | 6.5 Jx16 | 215/65R16 | | | | | | | | | | | | R1-1970 | 8755 | 16244 | | 67 | 114,3 | 5 | 46 | 30 | 10,27 | 374 |
| Tucson | N, nie dla wersji z elektrycznym hamulcem postojowym i/ lub hamulcami do kół 17" | 1.6GDi/1.7CRDi/2.0CRDi | e11*2007/46*2724*, e13*2007/46*1612* | TLE/TLE-HME | 08.15- | 6.5 Jx16 | 215/70R16 | | | | | | | | | | | | R1-1969 | 8756 | 16243 | HYS16009 | 67 | 114,3 | 5 | 45 | 30 | 10,27 | 275 |

Legenda: N = nowe felgi K = końcówka sprzedaży, tylko do wyczerpania zapasów sr = felga w kolorze srebrnym cz = felga w kolorze czarnym info = informacje w przygotowaniu

| Model | Uwagi | Silniki | Numer ABE | Kod projektu | Lata produkcji | Rozmiary felgi | Rozmiary opon | MWP | Alcar | MWD | KPZ | Parametry techniczne | | | | Ilość na paczce | Waga kg | Cena detaliczna netto PLN |
|-------|-------|---------|-----------|--------------|----------------|----------------|---------------|-----|-------|-----|-----|----------------------|-----|----|----|-----------------|---------|---------------------------|
| | | | | | | | | | | | | CH | PCD | ST | ET | | | |

Hyundai dostawcze

| | | | | | | | | | | | | | | | | | | | | | | |
|------|--|---------|------------------|-------|--------|----------|--|--|--|--|--|----------------|------|-------|----------|------|-------|---|----|----|-------|------------|
| H350 | | 2.5CRDI | e9*2007/46*6265* | EU(V) | 06.15- | 6.5 Jx16 | | | | | | R1-1950 | 6503 | 16226 | HY616002 | 92,3 | 139,7 | 6 | 50 | 30 | 12,70 | 450 |
|------|--|---------|------------------|-------|--------|----------|--|--|--|--|--|----------------|------|-------|----------|------|-------|---|----|----|-------|------------|

| Model | Uwagi | Silniki | Numer ABE | Kod projektu | Lata produkcji | Rozmiary felgi | Rozmiary opon | MWP | Alcar | MWD | KPZ | Parametry techniczne | | | | Ilość na paczce | Waga kg | Cena detaliczna netto PLN |
|-------|-------|---------|-----------|--------------|----------------|----------------|---------------|-----|-------|-----|-----|----------------------|-----|----|----|-----------------|---------|---------------------------|
| | | | | | | | | | | | | CH | PCD | ST | ET | | | |

Jeep



R1-1918

R1-1944

R1-1962

| | | | | | | | | | | | | | | | | | | | | |
|----------|-----------------------------|-----------------|------------------|----|--------|----------|-----------|--|--|----------------|------|-------|----------|----|-----|---|----|----|-------|------------|
| Renegade | kóło strukturalne | 1.4/1.6TD/2.0TD | | BU | 10.14- | 6.5 Jx16 | 215/60R16 | | | R1-1918 | 8887 | 16213 | FL516008 | 65 | 110 | 5 | 40 | 30 | 9,80 | 261 |
| Renegade | okrągłe otwory wentylacyjne | 1.4/1.6TD/2.0TD | e3*2007/46*0300* | BU | 10.14- | 6.5 Jx16 | 215/65R16 | | | R1-1962 | | 16238 | | 65 | 110 | 5 | 40 | 30 | 11,55 | 285 |
| Renegade | | 1.4/1.6TD/2.0TD | e3*2007/46*0300* | BU | 10.14- | 6.5 Jx17 | 215/65R17 | | | R1-1944 | | 17016 | | 65 | 110 | 5 | 40 | 25 | 11,10 | 285 |

| Model | Uwagi | Silniki | Numer ABE | Kod projektu | Lata produkcji | Rozmiary felgi | Rozmiary opon | | | MWP | Alcar | MWD | KPZ | Parametry techniczne | | | | Liczba pakietów | Waga kg | Cena detaliczna netto PLN |
|-------|-------|---------|-----------|--------------|----------------|----------------|---------------|--|--|-----|-------|-----|-----|----------------------|-----|----|----|-----------------|---------|---------------------------|
| | | | | | | | | | | | | | | CH | PCD | ST | ET | | | |

Kia (Kontynuacja)

| | | | | | | | | | | | | | | | | | | | | | | | |
|-------------------------|---------------------|---|---|---------|-------------|----------|-----------|-----------|-----------|--|--|--|----------------|------|-------|----------|----|-------|---|------|----|-------|-------------|
| Picanto | | 1.1i/1.1CRDi | e4*2001/116*0085* | BA | 04.04-04.11 | 5 Jx14 | 165/60R14 | 175/60R14 | | | | | R1-1571 | 5490 | 14158 | KI514004 | 54 | 100 | 4 | 46 | 48 | 6,75 | 240 |
| Picanto II | | 1.0/1.0LPG/1.2 | do e4*2007/46*0256*08 | TA | 05.11-03.17 | 4 Bx13 | 155/70R13 | | | | | | R1-1572 | 2490 | 13116 | KI513003 | 54 | 100 | 4 | 46 | 63 | 5,25 | 225 |
| Picanto II | | 1.0/1.0LPG/1.2 | e4*2007/46*0256* | TA | 05.11-03.17 | 5 Jx14 | 165/60R14 | | | | | | R1-1819 | 5965 | 14189 | KI514006 | 54 | 100 | 4 | 49 | 54 | 6,20 | 237 |
| Picanto III | | 1.0/1.2 | | | 06.17- | 5.5 Jx14 | | | | | | | R1-2032 | 3635 | 14206 | KI514007 | 54 | 100 | 4 | 45 | 54 | 6,20 | 255 |
| Rio I | K | 1.3i-LS/RS/1.5i-LS/RS | e11*98/14*0132* | DC | 09.00-06.05 | 5x13 | | | | | | | R1-1510 | | 13112 | | 56 | 100 | 4 | 40 | | 6,85 | 210 |
| Rio II | | 1.4i/1.5CRDi-VGT/1.6CVVT | e4*2001/116*0093* | DE | 07.05-08.11 | 5.5 Jx14 | 185/65R14 | | | | | | R1-1631 | 7230 | 14168 | KI514005 | 54 | 100 | 4 | 46 | 48 | 7,30 | 313 |
| Rio III | | 1.1CRDi/1.2CVVT/1.4CRDi/1.4CVVT | e11*2007/46*0195* | UB | 09.11-01.17 | 5.5 Jx15 | 185/65R15 | | | | | | R1-1828 | 7530 | 15246 | KI515010 | 54 | 100 | 4 | 36 | 40 | 7,55 | 251 |
| Rio IV | | 1.0T-Gdi/1.2/1.4MT/1.4AT/1.4CRDi/77/1.4 CRDi 90 | e11*2007/46*3777* | YB | 02.17- | 6 Jx15 | 185/60R15 | 185/65R15 | 195/60R15 | | | | R1-2002 | 4065 | 15296 | KI515011 | 54 | 100 | 4 | 46 | 40 | 6,80 | 260 |
| Sephia II | | 1.5SLX/1.6SLX/GTX/1.8i | G485, e13*95/54*0021*, e13*96/27*0021* | FA | 10.95-04.98 | 5.5 Jx14 | 185/60R14 | | | | | | R1-1354 | 7220 | 14108 | KI514001 | 56 | 100 | 4 | 45 | 48 | 8,40 | 280 |
| Shuma I | | 1.5i-LS/RS/1.8i-GS/LS/RS | e4*96/27*0024*, e4*98/14*0024* | FB | 05.98-03.01 | 5.5 Jx14 | 185/65R14 | | | | | | R1-1354 | 7220 | 14108 | KI514001 | 56 | 100 | 4 | 45 | 48 | 8,40 | 280 |
| Shuma II | | 1.6i-LS/RS/1.8i-LS/RS | e4*98/14*0024* | FB | 04.01-04.04 | 5.5 Jx14 | 185/65R14 | 195/60R14 | | | | | R1-1354 | 7220 | 14108 | KI514001 | 56 | 100 | 4 | 45 | 48 | 8,40 | 280 |
| Soul | | 1.6CVVT/1.6CRDi | e4*2001/116*0139*, e4*2007/46*0133* | AM | 04.09-04.14 | 6 Jx15 | 195/65R15 | | | | | | R1-1751 | 7610 | 15226 | KI515008 | 67 | 114,3 | 5 | 44 | 40 | 7,80 | 250 |
| Soul II | | 1.6CRDi/1.6GDi/2.0GDi/Electro EV | e4*2007/46*0825*, e9*2007/46*06160 | PS/PSEV | 05.14- | 6.5 Jx16 | 205/60R16 | | | | | | R1-1927 | 8787 | 16216 | KI516007 | 67 | 114,3 | 5 | 47 | 30 | 10,00 | 375 |
| Sportage II | | 2.0CVVT/2.0CRDi/2-WD 2.0CVVT/2.0CRDi/2.7V6/4-WD | e4*2001/116*0089*, e4*2001/116*0120* | JE/JES | 12.04-04.10 | 6.5 Jx16 | 215/65R16 | | | | | | R1-1970 | 8755 | 16244 | | 67 | 114,3 | 5 | 46 | 30 | 10,27 | 374 |
| Sportage III | produkcja słowacka | 1.7CRDi/72.0/2.0CRDi/2WD/4WD | do e11*2007/46*0136*09 | SLS | 05.10-03.14 | 6.5 Jx16 | 215/70R16 | | | | | | R1-1821 | 8987 | 16167 | KI516004 | 67 | 114,3 | 5 | 31,5 | 30 | 9,40 | 365 |
| Sportage III | produkcja koreańska | 2.0/2.0CRDi/2WD/4WD | e11*2007/46*0166* | SL | 07.10-03.14 | 6.5 Jx16 | 215/65R16 | 215/70R16 | 225/65R16 | | | | R1-1821 | 8987 | 16167 | KI516004 | 67 | 114,3 | 5 | 31,5 | 30 | 9,40 | 365 |
| Sportage III (Facelift) | produkcja słowacka | 1.6GDi/1.7CRDi/2.0CRDi/2.0CRDi-184/2.0GDi/2.0CVVT/2WD/4WD | od e11*2007/46*0136*10 | SLS | 04.14- | 6.5 Jx16 | 215/70R16 | | | | | | R1-1928 | 8837 | 16217 | KI516008 | 67 | 114,3 | 5 | 36 | 30 | 9,10 | 370 |
| Sportage IV | | 1.6GDi/1.6T-GDi/1.7CRDi/2.0CRDi/2WD/4WD | e11*2007/46*3144*, e11*2007/46*3139* | QLE | 02.16- | 6.5 Jx16 | 215/70R16 | | | | | | R1-1978 | 6655 | 16235 | KI516009 | 67 | 114,3 | 5 | 42,5 | 30 | 10,40 | 280 |
| Sportage IV | | 1.6GDi/1.6T-GDi/1.7CRDi/2.0CRDi/2WD/4WD | e11*2007/46*3144*, e11*2007/46*3139* | QLE/QL | 02.16- | 7 Jx17 | 225/60R17 | | | | | | R1-2017 | 8266 | 17024 | KI517001 | 67 | 114,3 | 5 | 48,5 | 25 | 11,90 | 380 |
| Stonic | | 1.2T-Gdi/1.2/1.4/1.6CRDi | e11*2007/46*3777* | YB | 09.17- | 6 Jx15 | 185/65R15 | | | | | | R1-2002 | 4065 | 15296 | KI515011 | 54 | 100 | 4 | 46 | 40 | 6,80 | 260 |
| Venga | TPMS | 1.4CVVT/1.4CRDi-75/90/1.6CVVT/1.6CRDi-115/128 | e4*2007/46*0130*, -/0131*, -/261*, -/262* | YN/YNS | 01.10- | 6 Jx15 | 195/65R15 | | | | | | R1-1914 | 6505 | 15279 | KI515009 | 67 | 114,3 | 5 | 48 | 40 | 5,50 | 235 |
| Xceed | | 1.0T-GDi/1.4T-GDi/1.6T-GDi/PHEV 1.6 GDI | e4*2007/46*1299*07 | CD | 10.19- | 6.5 Jx16 | 205/60R16 | | | | | | R1-2095 | 6596 | 16290 | | 67 | 114,3 | 5 | 40 | 30 | | INFO |

Lancia



R1-1470

R1-1475

R1-1677

R1-1804

| | | | | | | | | | | | | | | | | | | | |
|----------------|---|-------------------|-----|-------------|--------|-----------|-----------|--|----------------|-------|-------|----------|----|----|---|----|----|------|------------|
| Delta | 1.4T-Jet/1.6MJT/1.9MJT/2.0MJT | e3*2001/116*0279* | 844 | 09.08- | 7 Jx16 | 195/55R16 | 205/55R16 | | R1-1677 | 9087 | 16109 | FL516004 | 58 | 98 | 4 | 31 | 30 | 8,60 | 310 |
| Musa | 1.3D-Multijet-16V/1.4-8V/1.4-16V/1.6D-Multijet-16V/1.9D-Multijet-8V | e3*2001/116*0153* | 350 | 01.05-12.12 | 6 Jx15 | 195/60R15 | | | R1-1475 | 8185 | 15159 | FL515009 | 58 | 98 | 4 | 40 | 40 | 9,15 | 247 |
| Phedra | 2.0JTD-16V/2.2JTD-16V/3.0 V6-24V | e2*98/14*0255* | 179 | 06.04-08.10 | 7 Jx16 | 215/60R16 | | | R1-1470 | 16050 | | | 58 | 98 | 5 | 27 | 30 | 9,65 | 320 |
| Ypsilon | 0.9-8V/1.2-8V/1.3-Multijet-16V | e3*2007/46*0064* | 312 | 06.11- | 6 Jx15 | 185/55R15 | 195/50R15 | | R1-1804 | 8753 | 15244 | FL515021 | 58 | 98 | 4 | 30 | 40 | 6,75 | 252 |
| Ypsilon | 1.2-8V/1.3D-Multijet/1.3D-Multijet-DFN/1.4-8V/1.4-16V | e3*2001/116*0149* | 843 | 10.03-05.11 | 6 Jx15 | 195/55R15 | | | R1-1475 | 8185 | 15159 | FL515009 | 58 | 98 | 4 | 40 | 40 | 9,15 | 247 |

| Model | Uwagi | Silniki | Numer ABE | Kod projektu | Lata produkcji | Rozmiary felgi | Rozmiary opon | MWP | Alcar | MWD | KPZ | Parametry techniczne | | | | Ilość na paczce | Waga kg | Cena detaliczna netto PLN |
|-------|-------|---------|-----------|--------------|----------------|----------------|---------------|-----|-------|-----|-----|----------------------|-----|----|----|-----------------|---------|---------------------------|
| | | | | | | | | | | | | CH | PCD | ST | ET | | | |

Land Rover



R1-1645

| | | | | | | | | | | | | | | | | | | | | | | |
|---------------|--|----------|--------------------|----|-------------|----------|-----------|--|--|--|--|----------------|------|-------|----------|------|-----|---|----|----|-------|------------|
| Freelander II | | 2.2D-TD4 | e11*2001/116*0300* | LF | 12.06-01.15 | 6.5 Jx16 | 215/75R16 | | | | | R1-1645 | 8465 | 16084 | F0516007 | 63,3 | 108 | 5 | 50 | 30 | 10,35 | 255 |
|---------------|--|----------|--------------------|----|-------------|----------|-----------|--|--|--|--|----------------|------|-------|----------|------|-----|---|----|----|-------|------------|

Man dostawcze




R1-2016

R1-2053

| | | | | | | | | | | | | | | | | | | | |
|-------------|----------|---|-------------------------|--------|----------|-----------|-----------|--|----------------|------|-------|----------|------|-----|---|--------------|----|-------|------------|
| TGE 3.0/3.5 | 2.0D/4x4 | e1*2007/46*1626*, -/1632* | SYN1E/SZN1E | 07.17- | 6.5 Jx16 | 205/75R16 | 235/65R16 | | R1-2016 | 6695 | 16250 | V0616031 | 65,1 | 120 | 5 | 60 | 30 | 11,76 | 335 |
| TGE 3.5 | 2.0D/4x4 | e1*2007/46*1627*, -/1633* | SYN2E/SZN2E | 07.17- | 6.5 Jx16 | 205/75R16 | 235/65R16 | | R1-2053 | 6696 | 16271 | V0616029 | 65,1 | 120 | 5 | 60 | 30 | 12,16 | 420 |
| TGE 3.5/5.0 | 2.0D/4x4 | e1*2007/46*1628*, -/1629*, -/1634*, -/1635* | SYN1Z/SYN2Z/SZN1Z/SZN2Z | 07.17- | 5.5 Jx16 | 205/75R16 | | | R1-2015 | 6685 | 16249 | V0616030 | 161 | 205 | 6 | HMA 121,5 | 30 | 11,95 | 500 |

| Model | Uwagi | Silniki | Numer ABE | Kod projektu | Lata produkcji | Rozmiary felgi | Rozmiary opon | MWP | Alcar | MWD | KPZ | Parametry techniczne | | | | Liczba na paczce | Waga kg | Cena detaliczna netto PLN |
|-------|-------|---------|-----------|--------------|----------------|----------------|---------------|-----|-------|-----|-----|----------------------|-----|----|----|------------------|---------|---------------------------|
| | | | | | | | | | | | | CH | PCD | ST | ET | | | |

Mazda



| | | | | | | | | | | | | | | | | | | | | | | | | | | | | |
|---------|---|---|--|------------|-------------|----------|-----------|-----------|--|--|--|--|--|--|--|--|--|---------|-------|-------|----------|------|-------|----|------|------|-------|-----|
| 323 | K | 1.4i/1.4i-16V/1.6/1.6i-16V/1.9i-16V/1.7D | F545 | BG8 | 09.89-08.94 | 5x13 | | | | | | | | | | | | R1-867 | 13015 | | 54 | 100 | 4 | 45 | | 6,90 | 254 | |
| CX-3 | | Skyactiv-G 105/120/150/FWD/AWD / Skyactiv-D 105/FWD/AWD | e1*2007/46*1335* | DJ1 | 07.15- | 6.5 Jx16 | 215/60R16 | | | | | | | | | | | R1-1883 | 9062 | 16188 | MA516007 | 67 | 114,3 | 5 | 50 | 30 | 10,30 | 323 |
| CX-30 | | Skyactiv-D 1.8/Skyactiv-G 2.0 Hybrid/-150/Skyactiv-X 20 Hybrid | e13*2007/46*2041* | DM | 09.19- | 6.5 Jx16 | 215/65R16 | | | | | | | | | | | R1-2080 | 7063 | 16279 | | 67 | 114,3 | 5 | 45 | 30 | | 320 |
| CX-5 | | Skyactiv-G165(FWD/Skyactiv-G165(AWD) Skyactiv-D150(FWD) | | | 05.17- | 7 Jx17 | | | | | | | | | | | | R1-2036 | 9012 | | MA517002 | 67 | 114,3 | 5 | 50 | 25 | 11,00 | 417 |
| Mazda 2 | | 1.25-MZI/1.4-MZI/1.4MZ-CD/1.6-MZI | e1*2001/116*0212* | DY | 04.03-09.07 | 5.5 Jx14 | 175/65R14 | | | | | | | | | | | R1-1464 | 6275 | 14144 | F0514010 | 63,3 | 108 | 4 | 47,5 | 54 | 7,00 | 200 |
| Mazda 2 | | 1.3-MZR/1.4MZ-D/1.5MZ-i | e13*2001/116*0254*,-/255*, e13*2007/46*1070* | DE/DE1/DEE | 10.07-01.15 | 6 Jx14 | 175/65R14 | 185/60R14 | | | | | | | | | | R1-1720 | 5270 | 14180 | MA514009 | 54 | 100 | 4 | 45 | 54 | 6,70 | 301 |
| Mazda 2 | | Skyactiv-G75(1.5)/G90(1.5)/G105(1.5D) | e1*2007/46*1335* | DJ1 | 02.15- | 5.5 Jx15 | 185/65R15 | | | | | | | | | | | R1-1929 | 7225 | 15278 | MA515014 | 54 | 100 | 4 | 40 | 40 | 8,00 | 313 |
| Mazda 2 | | 1.3-MZR/1.4MZ-D/1.5MZ-i | e13*2001/116*0254*,-/255*, e13*2007/46*1070* | DE/DE1/DEE | 10.07-01.15 | 6 Jx15 | 185/55R15 | | | | | | | | | | | R1-1721 | 7190 | 15212 | MA515011 | 54 | 100 | 4 | 45 | 40 | 7,40 | 324 |
| Mazda 3 | K | 1.4-MZR/1.6-MZR/1.6-MZ-CD/Sport 1.4-MZR/Sport 1.6-MZR/Sport 1.6-MZ-CD | e1*2001/116*0234* | BK | 10.03-03.09 | 6x15 | 195/65R15 | | | | | | | | | | | R1-1555 | | 15166 | | 67 | 114,3 | 5 | 52,5 | 54 | 8,60 | 310 |
| Mazda 3 | | 1.6MZR/1.6MZ-CD | do e11*2001/116*0262*09 | BL | 04.09-09.13 | 6 Jx15 | 195/65R15 | 205/60R15 | | | | | | | | | | R1-1766 | 7223 | 15230 | MA515012 | 67 | 114,3 | 5 | 50 | 40 | 7,80 | 315 |
| Mazda 3 | | 1.6MZR/1.6MZ-CD/2.0MZR/2.0MZR-DISI/2.2MZR-CD | do e11*2001/116*0262*09 | BL | 04.09-09.13 | 6.5 Jx16 | 205/55R16 | | | | | | | | | | | R1-1767 | 9223 | 16142 | | 67 | 114,3 | 5 | 50 | 30 | 9,20 | 360 |
| Mazda 3 | | Skyaktiv-D150/G100/G120/G165 | od e11*2001/116*0262*10 | BL | 10.13- | 6.5 Jx16 | 205/60R16 | | | | | | | | | | | R1-1883 | 9062 | 16188 | MA516007 | 67 | 114,3 | 5 | 50 | 30 | 10,30 | 323 |
| Mazda 3 | | Skyactiv-D 1.8/Skyactiv-G 2.0 M | e13*2007/46*1972*, e13*2007/46*2249* | BP/BPE | 03.19- | 6.5 Jx16 | 205/60R16 | | | | | | | | | | | R1-2080 | 7063 | 16279 | | 67 | 114,3 | 5 | 45 | 30 | | 320 |
| Mazda 5 | K | 1.8-MZR/2.0-MZR/2.0-MZR-CD | e13*2001/116*0156* | CR1 | 08.05-09.10 | 6x15 | 195/65R15 | | | | | | | | | | | R1-1605 | | 15188 | | 67 | 114,3 | 5 | 52,5 | 40 | 8,10 | 312 |

| | | | | | | | | | | | | | | | | | | | | |
|---------------------------|---|---|---|--------|-------------|----------|-----------|-----------|--|----------------|------|-------|----------|----|-------|---|------|----|-------|------------|
| Mazda 5 | K | 1.6MZR/1.6MZ-CD/1.8MZR/2.0MZR-DISI | e1*2007/46*0433* | CW | 10.10- | 6x15 | 195/65R15 | 205/60R15 | | R1-1605 | | 15188 | | 67 | 114,3 | 5 | 52,5 | 40 | 8,10 | 312 |
| Mazda 5 | | 1.8-MZR/2.0-MZR/2.0-MZR-CD | e13*2001/116*0156* | CR1 | 08.05-09.10 | 6.5 Jx16 | 205/55R16 | | | R1-1748 | 9645 | 16130 | MA516002 | 67 | 114,3 | 5 | 50 | 30 | 8,90 | 450 |
| Mazda 5 | | 1.6MZR/1.6MZ-CD/1.8MZR/2.0MZR-DISI | e1*2007/46*0433* | CW | 10.10- | 6.5 Jx16 | 205/55R16 | | | R1-1818 | 8763 | 16165 | | 67 | 114,3 | 5 | 52,5 | 30 | 10,60 | 355 |
| Mazda 6 | | 1.8-MZR/2.0-MZR/2.0-MZR-CD/2.2-MZR-CD/2.5-MZR | do e1*2001/116*0448*13, e13*2007/46*1075* | GH/GHE | 02.08-11.12 | 6 Jx16 | 195/65R16 | 205/60R16 | | R1-1722 | 9532 | 16124 | MA516004 | 67 | 114,3 | 5 | 50 | 30 | 10,00 | 355 |
| Mazda 6 (Facelift) | | 1.8MZR/2.0MZR/2.0MZR-CD | e11*2001/116*0203* | GG1 | 07.05-01.08 | 6 Jx15 | 195/65R15 | | | R1-1507 | 8735 | 15145 | MA515006 | 67 | 114,3 | 5 | 50 | 88 | 9,30 | 340 |
| Mazda 6/Sport | | 1.8MZR/2.0-MZR/2.0-MZR-CD/2.3-MZR/4x4 | e1*98/14*0188* | GG/GY | 09.02-06.05 | 6 Jx15 | 195/65R15 | | | R1-1507 | 8735 | 15145 | MA515006 | 67 | 114,3 | 5 | 50 | 88 | 9,30 | 340 |
| Mazda-6 | | 2.0/2.2CD/2.5 | e1*2007/46*1001*, od e*2001/116*0448*14 | GJ/GH | 12.12- | 6.5 Jx16 | 215/65R16 | | | R1-1867 | 9127 | 16182 | MA516006 | 67 | 114,3 | 5 | 42 | 30 | 10,30 | 360 |
| MPV | | 2.0-MZR-CD | e1*98*/14*0118* | LW | 09.02-12.05 | 6.5 Jx16 | 215/60R16 | | | R1-1748 | 9645 | 16130 | MA516002 | 67 | 114,3 | 5 | 50 | 30 | 8,90 | 450 |
| Tribute | | 2.0i-2WD/2.0i-4WD | e4*98/14*0044*,-/52*, e13*2001/116*0090*,-/92* | EP/EP2 | 09.01-12.06 | 6.5 Jx16 | 215/70R16 | | | R1-1748 | 9645 | 16130 | MA516002 | 67 | 114,3 | 5 | 50 | 30 | 8,90 | 450 |

| Model | Uwagi | Silniki | Numer ABE | Kod projektu | Lata produkcji | Rozmiary felgi | Rozmiary opon | MWP | Alcar | MWD | KPZ | Parametry techniczne | | | | Liczba na pakiecie | Waga kg | Cena detaliczna netto PLN |
|-------|-------|---------|-----------|--------------|----------------|----------------|---------------|-----|-------|-----|-----|----------------------|-----|----|----|--------------------|---------|---------------------------|
| | | | | | | | | | | | | CH | PCD | ST | ET | | | |

Mercedes



| | | | | | | | | | | | | | | | | | | | |
|---------------------|---|--|----------|-------------|----------|-----------|-----------|-----------|----------------|------|-------|----------|------|-----|---|----|----|-------|------------|
| A-Klasse | 160CDI/180/180CDI/180CDI-7G-DCT | e1*2007/46*0928*, e1*2001/116*0470* | 176/245G | 09.12- | 6.5 Jx15 | 195/65R15 | | | R1-1813 | 7620 | 15239 | ME515052 | 66,5 | 112 | 5 | 47 | 48 | 7,85 | 221 |
| A-Klasse | 160CDI/180/180CDI/180CDI-7G-DCT/200/200CDI/220CDI | e1*2007/46*0928*, e1*2001/116*0470* | 176/245G | 09.12- | 6.5 Jx16 | 205/55R16 | | | R1-1812 | 9732 | 16161 | ME516025 | 66,5 | 112 | 5 | 49 | 40 | 8,40 | 253 |
| A-Klasse | A150/A160CDI/A170/A180CDI | e1*2001/116*0288* | 169 | 10.04-08.12 | 6 Jx15 | 185/65R15 | | | R1-1567 | 8245 | 15173 | ME515049 | 66,5 | 112 | 5 | 44 | 40 | 6,50 | 275 |
| A-Klasse | A150/A160CDI/A170/A180CDI/A200/A200CDI/A200-Turbo | e1*2001/116*0288* | 169 | 10.04-08.12 | 6 Jx16 | 195/55R16 | | | R1-1576 | 8595 | 16068 | ME516017 | 66,5 | 112 | 5 | 46 | 30 | 7,45 | 300 |
| A-Klasse W177 | A160/A180/A200/A250/A160d | e1*2007/46*1829* | F2A | 05.18- | 6.5 Jx16 | 205/60R16 | | | R1-2048 | 7732 | | ME516028 | 66,5 | 112 | 5 | 44 | 30 | 8,30 | 340 |
| A-Klasse W177 | A160/A180/A200/A250/A160d | e1*2007/46*1829* | F2A | 05.18- | 6.5 Jx17 | 205/55R17 | | | R1-2049 | 9832 | | | 66,5 | 112 | 5 | 44 | 25 | 10,48 | 410 |
| A-Klasse/A-Klasse-L | A140/A160/A160CDI/A170CDI/A140L/A160L/A170CDI-L | e1*96/79*0073* | 168 | 10.97-09.04 | 5.5 Jx15 | 175/65R15 | 185/55R15 | 195/50R15 | R1-1275 | 8220 | 15060 | ME515036 | 66,5 | 112 | 5 | 54 | 40 | 8,30 | 216 |
| B-Klasse | 150/170 | e1*2001/116*0314* | 245 | 05.05-10.11 | 6 Jx15 | 195/65R15 | | | R1-1567 | 8245 | 15173 | ME515049 | 66,5 | 112 | 5 | 44 | 40 | 6,50 | 275 |
| B-Klasse | 160CDI/180/180CDI | e1*2007/46*0751*, e1*2001/116*0470* | 246/245G | 11.11- | 6.5 Jx15 | 195/65R15 | | | R1-1813 | 7620 | 15239 | ME515052 | 66,5 | 112 | 5 | 47 | 48 | 7,85 | 221 |
| B-Klasse | 150/170/170NGT/180CDI/200/200CDI/200-Turbo | e1*2001/116*0314*, -/470* | 245/245G | 05.05-10.11 | 6 Jx16 | 205/55R16 | | | R1-1576 | 8595 | 16068 | ME516017 | 66,5 | 112 | 5 | 46 | 30 | 7,45 | 300 |

| | | | | | | | | | | | | | | | | | | | | | | | | | | | | | |
|--------------------------------------|------------------------------|---|---|----------------|-------------|----------|-----------|-----------|-----------|--|--|--|--|--|--|--|--|--|----------------|------|-------|----------|------|-----|---|----|----|-------------|------------|
| B-Klasse | | 160CDI/180/180CDI/200/200CDI/220CDI | e1*2007/46*0751*, e1*2001/116*0470* | 246/245G | 11.11- | 6.5 Jx16 | 205/55R16 | | | | | | | | | | | | R1-1812 | 9732 | 16161 | ME516025 | 66,5 | 112 | 5 | 49 | 40 | 8,40 | 253 |
| C-Klasse | | 180K/180CGI/180CDI/200CDI/220CDI | do e1*2001/116*0431*28 | 204 | 07.07-08.14 | 6 Jx16 | 195/60R16 | | | | | | | | | | | | R1-1696 | 8597 | 16102 | ME516022 | 66,5 | 112 | 5 | 39 | 40 | 7,40 | 309 |
| C-Klasse | | 180K/180CGI/200K/200CGI/250CGI/280/300/4-matic / 180CDI/200CDI/220CDI/250CDI/350CDI/4-matic | do e1*2001/116*0431*28, do e1*2001/116*0457*24 | 204/204K | 03.07-08.14 | 7 Jx16 | 205/55R16 | | | | | | | | | | | | R1-1695 | 9892 | 16108 | ME516024 | 66,5 | 112 | 5 | 43 | 40 | 8,05 | 327 |
| C-Klasse | | 180/200/200K/200CDI/220CDI/240/250TD/280 | e1*92/53*0001*, e1*93/81*0034* | H0/202 | 09.95-04.00 | 7 Jx16 | 205/55R16 | | | | | | | | | | | | R1-1198 | 9890 | 16028 | ME516008 | 66,5 | 112 | 5 | 37 | 30 | 8,10 | 290 |
| C-Klasse (W205) | tylko do wersji Limousine | C160/C180/C180-bluetec/C200 | od e1*2001/116*0431*29 | 204 | 04.14- | 6 Jx16 | 195/65R16 | 205/60R16 | | | | | | | | | | | R1-1919 | 8952 | 16218 | ME516026 | 66,5 | 112 | 5 | 36 | 30 | 8,90 | 300 |
| C-Klasse (W205) | | C200/C220/C220d/C250CGI/C250d | od e1*2001/116*0431*29, od e1*2001/116*0457*25 | 204/204K | 04.14- | 6.5 Jx16 | 205/60R16 | | | | | | | | | | | | R1-1992 | | 16241 | | 66,5 | 112 | 5 | 38 | 30 | 8,55 | 327 |
| C-Klasse Coupé | | 180 | do e1*2001/116*0431*32 | 204 | 01.12- | 6 Jx16 | 195/60R16 | | | | | | | | | | | | R1-1696 | 8597 | 16102 | ME516022 | 66,5 | 112 | 5 | 39 | 40 | 7,40 | 309 |
| C-Klasse Coupé | | 180/200/220CDI/250/250CDI | do e1*2001/116*0431*32 | 204 | 01.12- | 7 Jx16 | 205/55R16 | | | | | | | | | | | | R1-1695 | 9892 | 16108 | ME516024 | 66,5 | 112 | 5 | 43 | 40 | 8,05 | 327 |
| C-Klasse/ Sportcoupé | | 180/180K/200CDI/200CGI/200K/220CDI/230K/240/270CDI/280/320 Sportcoupé 180/180K/200CDI/200CGI/220CDI/230K/320 | e1*98/14*0139*, -/158*, -/159* | 203/203K/203CL | 05.00-02.07 | 7 Jx16 | 205/55R16 | 225/50R16 | | | | | | | | | | | R1-1198 | 9890 | 16028 | ME516008 | 66,5 | 112 | 5 | 37 | 30 | 8,10 | 290 |
| CLA Klasse | | CLA 180/CLA 180 Blue Efficiency/CLA 200/CLA-220CDI/4-matic | e1*2007/46*1007*, e1*2001/116*0470* | 117/245G | 04.13- | 6.5 Jx16 | 205/55R16 | | | | | | | | | | | | R1-1812 | 9732 | 16161 | ME516025 | 66,5 | 112 | 5 | 49 | 40 | 8,40 | 253 |
| CLC Sportcoupé (Facelift) | | 160/180K200K/200CDI/220CDI/250 | ab e1*98/14*0159*19 | 203CL | 05.08-02.11 | 7 Jx16 | 205/55R16 | | | | | | | | | | | | R1-1198 | 9890 | 16028 | ME516008 | 66,5 | 112 | 5 | 37 | 30 | 8,10 | 290 |
| CLK | | Coupé 200/230K/Cabrio 200 | e1*96/27*0054* | 208 | 06.97-04.02 | 6.5 Jx15 | 195/65R15 | | | | | | | | | | | | R1-1060 | 9005 | 15090 | ME515013 | 66,5 | 112 | 5 | 37 | 40 | 7,70 | 222 |
| CLK | | Coupé 200/230K/320/Cabrio 200/230-K/320 | e1*96/27*0054* | 208 | 06.97-04.02 | 7 Jx16 | 205/55R16 | | | | | | | | | | | | R1-1198 | 9890 | 16028 | ME516008 | 66,5 | 112 | 5 | 37 | 30 | 8,10 | 290 |
| E-Klasse | | E200/E200CDI/E220D/E220CDI/E230/E270CDI/E300D | e1*93/81*0022* | 210 | 06.95-03.02 | 6.5 Jx15 | 195/65R15 | | | | | | | | | | | | R1-1060 | 9005 | 15090 | ME515013 | 66,5 | 112 | 5 | 37 | 40 | 7,70 | 222 |
| GLA | | 180/180CDI/200/200CDI/220CDI/250/4-matic | e1*2001/116*0470* | 245G | 03.14- | 6.5 Jx17 | 215/60R17 | | | | | | | | | | | | R1-1920 | 9787 | 17013 | ME517006 | 66,5 | 112 | 5 | 38 | 25 | 9,40 | 390 |
| GLA II (H247) | | 160/180d/200d/220e/4-matic | | | 06.20- | 7 Jx17 | 215/65R17 | | | | | | | | | | | | R1-2086 | 9788 | 17040 | | 66,5 | 112 | 5 | 44 | 25 | INFO | |
| GLB (X247) | | 180d/200/200d/220d/250/4-matic | e1*2007/46*1909* | F2B | 12.19- | 7 Jx17 | 215/65R17 | | | | | | | | | | | | R1-2086 | 9788 | 17040 | | 66,5 | 112 | 5 | 44 | 25 | INFO | |
| Viano | | 2.0CDI/2.2CDI/3.0i/3.2i | e9*2001/116*0048* | 639 | 08.03-09.10 | 6 Jx16 | 195/65R16 | | | | | | | | | | | | R1-1752 | 9095 | 16131 | ME616016 | 66,5 | 112 | 5 | 54 | 30 | 9,80 | 405 |
| Viano | | 2.0CDI/2.2CDI/3.0CDI/3.0i/3.2i/3.5i | e9*2001/116*0048* | 639 | 08.03-09.10 | 6.5 Jx16 | 205/65R16 | 225/60R16 | | | | | | | | | | | R1-1793 | 9897 | 16156 | ME616017 | 66,5 | 112 | 5 | 60 | 30 | 11,35 | 421 |
| Viano II (Facelift) | | CDI-2.0 | do e1*2007/46*0457*08 | 639/2 | 10.10-05.14 | 6 Jx16 | 195/65R16 | | | | | | | | | | | | R1-1752 | 9095 | 16131 | ME616016 | 66,5 | 112 | 5 | 54 | 30 | 9,80 | 405 |
| Viano II (Facelift) | | CDI-2.0/CDI2.2/CDI3.0 | do e1*2007/46*0457*08 | 639/2 | 10.10-05.14 | 6.5 Jx16 | 205/65R16 | 225/60R16 | | | | | | | | | | | R1-1793 | 9897 | 16156 | ME616017 | 66,5 | 112 | 5 | 60 | 30 | 11,35 | 421 |
| V-Klasse | | 200/200CDI/220CDI/230/230TD/280 | e9*95/54*0020*, e9*98/14*0020*, e9*2001/116*0020 | 638/2 | 09.96-07.03 | 5.5 Jx15 | 195/70R15 | | | | | | | | | | | | R1-1230 | 8330 | 15174 | ME615012 | 67 | 112 | 5 | 60 | 40 | 10,05 | 345 |
| V-Klasse (W447) | | V200CDI/V220CDI/V250CDI | od e1*2007/46*0457*09, od e1*2007/46*0458*08 | 639-2/639-4 | 06.14- | 6.5 Jx16 | 195/65R16 | 205/65R16 | 225/60R16 | | | | | | | | | | R1-1911 | 6501 | 16207 | ME516027 | 66,5 | 112 | 5 | 52 | 30 | 9,70 | 335 |
| V-Klasse (W447) | | V200CDI/V220CDI/V250BlueTEC/V250CDI-4-matic | od e1*2007/46*0457*09, od e1*2007/46*0458*08 | 639-2/639-4 | 06.14- | 6.5 Jx17 | 225/55R17 | | | | | | | | | | | | R1-1912 | 9002 | 17012 | ME517007 | 66,5 | 112 | 5 | 50 | 25 | 10,60 | 360 |

| Model | Uwagi | Silniki | Numer ABE | Kod projektu | Lata produkcji | Rozmiary felgi | Rozmiary opon | MWP | Alcar | MWD | KPZ | Parametry techniczne | | | | Liczba pakietów | Waga kg | Cena detaliczna netto PLN |
|-------|-------|---------|-----------|--------------|----------------|----------------|---------------|-----|-------|-----|-----|----------------------|-----|----|----|-----------------|---------|---------------------------|
| | | | | | | | | | | | | CH | PCD | ST | ET | | | |

Mercedes dostawcze

| | | | | | | | | | | | | | | | | | | | | | | |
|------------------------|------------------------------------|--|---|---|-------------|----------|-----------|-----------|-----------|--|--|---------|------|-------|----------|-----|-----|---|---------|----|-------|-----|
| Citan | | 108CDI/109CDI | e2*2007/46*0129*, e2*2007/46*0130* | X | 10.12- | 5.5 Jx14 | 185/70R14 | | | | | R1-1713 | | 14181 | RE514019 | 60 | 100 | 4 | 45 | 54 | 6,40 | 259 |
| Citan | | 108CDI/109CDI/111CDI/112 | e2*2007/46*0129*, e2*2007/46*0130* | X | 10.12- | 6 Jx15 | 195/65R15 | | | | | R1-1712 | 7215 | 15214 | RE515023 | 60 | 108 | 5 | 44 | 48 | 9,10 | 253 |
| Sprinter | K | 308D/312D/314 | | | 04.95-12.99 | 6x15 | | | | | | R1-1075 | | | | 84 | 130 | 5 | 83 | | 12,30 | 350 |
| Sprinter I | | 408D/410D/412D/414/512D | H182, H183, H184, H187, H188, H189, H550, H551, H872, H873 | 408D../412D../414../512D../904.. | 04.95-04.00 | 5.5 Jx15 | 195/70R15 | | | | | R1-1282 | 8360 | 15170 | ME615014 | 161 | 205 | 6 | 108 | 40 | 11,20 | 455 |
| Sprinter I | | 408CDI/411CDI/413CDI/414/416CDI/4x4 | e1*98/14*0129*, e1*2001/116*0129*, K489, K626, K639, K640 | E/904.6/904.6-KA/904.6-KA-4x4 | 05.00-03.06 | 5.5 Jx15 | 195/70R15 | | | | | R1-1282 | 8360 | 15170 | ME615014 | 161 | 205 | 6 | 108 | 40 | 11,20 | 455 |
| Sprinter I | | 208CDI/211CDI/213/213CDI/216CDI/308CDI/310CDI/311CDI/312CDI/313CDI/314/316CDI/4x4 | e1*98/14*0060*, -/21*, -/127*, -/128*, e1*2001/116*0127*, -/128*, K416, K471, K487, K623, K624., K627, K641, K642, K719 | A/B/C/D/902/903 | 01.00-03.06 | 6 Jx15 | 195/70R15 | 225/70R15 | | | | R1-1404 | 8555 | 15119 | ME615016 | 84 | 130 | 5 | 75 | 40 | 13,40 | 328 |
| Sprinter II | | 210CDI/213CDI/216CDI/219BlueTEC/216 | e1*2001/116*0353*, L763, L765 | 906AC30 | 05.06- | 5.5 Jx16 | 205/75R16 | | | | | R1-1673 | | 16168 | ME616037 | 84 | 130 | 6 | 51 | 30 | 10,50 | 311 |
| Sprinter II | DMC 3t | 209CDI/210CDI/211CDI/213CDI/215CDI/216/216CDI/218CDI/219CDI/224 | e1*2001/116*0353*, L763, L765 | 906-AC30/KA30/OK30 | 04.06-04.11 | 6.5 Jx16 | 205/75R16 | 225/75R16 | 235/65R16 | | | R1-1647 | 9488 | 16095 | ME616013 | 84 | 130 | 6 | 62 | 30 | 13,70 | 307 |
| Sprinter II | DMC 3,5t | 209CDI/210CDI/211CDI/213CDI/215CDI/216/216CDI/218CDI/219CDI/224 / 309CDI/310CDI/311CDI/313CDI/315CDI/316/316CDI/316NGT/LGT/318CDI/319CDI/324 | e1*2001/116*0353*, -/424*, e1*2007/46*0469*, -/556*, -/557*, L764, L766, L969, L970 | 906-AC35/AC35G/AC35-4x4/BA35G/BB35G/KA35/KA35-4x4/OK35/OK35-4x4 | 04.06-04.11 | 6.5 Jx16 | 225/75R16 | 235/65R16 | | | | R1-1647 | 9488 | 16095 | ME616013 | 84 | 130 | 6 | 62 | 30 | 13,70 | 307 |
| Sprinter II (Facelift) | koła bliźniacze | 510CDI/511CDI/513CDI/515CDI/516/516CDI/516NGT/518NGT/518CDI/519CDI/524/526/4x4 | e1*2007/46*0300*, -/301*, -/305*, -/309*, -/310*, -/312*, -/556*, -/557* | 906BA35/BB35/BA35G/BB35G/BA35-4x4/BB35-4x4 | 05.06-06.13 | 5.5 Jx16 | 195/75R16 | | | | | R1-1674 | | 16100 | ME616022 | 161 | 205 | 6 | HMA 117 | 30 | 12,50 | 460 |
| Sprinter II (Facelift) | koła bliźniacze, zastępuje R1-1674 | 510CDI/511CDI/513CDI/515CDI/516/516CDI/516NGT/518NGT/518CDI/519CDI/524/526/4x4 | e1*2007/46*0294*, -/295*, -/296*, -/299*, -/304*, -/307*, -/308*, -/311* | 906BA50/906BA50-4x4/906BB50-4x4 | 07.13- | 5.5 Jx16 | 195/75R16 | 205/75R16 | | | | R1-1859 | 7870 | 16180 | ME616036 | 161 | 205 | 6 | HMA 117 | 30 | 11,95 | 475 |
| Sprinter II (Facelift) | DMC 3t | 210CDI/213CDI/216/216CDI/219CDI/224/226/310CDI/313CDI/316/319CDI/326 | e1*2007/46*0279*, -/280* | 906BA30/BB30 | 05.11- | 6.5 Jx16 | 205/75R16 | 225/75R16 | 235/65R16 | | | R1-1647 | 9488 | 16095 | ME616013 | 84 | 130 | 6 | 62 | 30 | 13,70 | 307 |
| Sprinter II (Facelift) | DMC 3,5t | 210CDI/213CDI/216/219CDI/226/310CDI/313CDI/316/316LGT/316NGT/319CDI/324/326/413CDI/416CDI/419CDI | e1*2007/46*0300*, -/301*, -/305*, -/309*, -/310*, -/312*, -/556*, -/557* | 906BA35/BB35/BA35G/BB35G/BA35-4x4/BB35-4x4 | 05.11- | 6.5 Jx16 | 225/75R16 | 235/65R16 | | | | R1-1647 | 9488 | 16095 | ME616013 | 84 | 130 | 6 | 62 | 30 | 13,70 | 307 |
| Sprinter II (W906) | | 413CDI/414CDI/416/416CDI/419CDI/426/513CDI/514CDI/516/516CDI/519CDI/526/313CDI/314CDI/316/316CDI/319CDI/326 | e1*2007/46*0294*, - 295*, - 296*, -299* | 906BA50/906BB50 | 05.06- | 8.5 Jx16 | 285/65R16 | | | | | R1-1933 | | 16203 | | 161 | 205 | 6 | 63 | 30 | 17,05 | 520 |
| Sprinter II (W906) | | 413CDI/414CDI/416/416CDI/419CDI/426/513CDI/514CDI/516/516CDI/519CDI/526/313CDI/314CDI/316/316CDI/319CDI/326 | e1*2007/46*0294*, - 295*, - 296*, -299* | 906BA50/906BB50 | 06.18- | 8.5 Jx16 | 285/65R16 | | | | | R1-2033 | | 16254 | | 161 | 205 | 6 | 63 | 30 | 17,05 | 539 |
| Sprinter III | | 511CDI/514CDI/516CDI/519CDI | ab e1*2007/46*0294*09, ab e1*2007/46*0296*09 | 906BA50/906BB50 | 03.18- | 5.5 Jx16 | 195/75R16 | 205/75R16 | | | | R1-1859 | 7870 | 16180 | ME616036 | 161 | 205 | 6 | HMA 117 | 30 | 11,95 | 475 |
| Sprinter III | | 311CDI/314CDI/316CDI/319CDI/411CDI/414CDI/416CDI/419CDI | e1*2001/116*0353*, -/354* | 906AC30/906AC35 | 06.18- | 6.5 Jx16 | 205/75R16 | 205/80R16 | 215/75R16 | | | R1-2051 | 6131 | | ME616027 | 84 | 130 | 6 | 54 | 30 | 11,13 | 398 |
| Sprinter III | | 211CDI/214CDI/311CDI/314CDI/411CDI/414CDI | e1*2001/116*0353*, -/354*, e1*2001/116*0424* | 906AC30/906AC35/4x4 | 06.18- | 6.5 Jx16 | 225/75R16 | 235/65R16 | | | | R1-2050 | 7488 | | ME616013 | 84 | 130 | 6 | 62 | 30 | 11,25 | 388 |
| Sprinter III | | | | | 06.18- | 8.5 Jx16 | 285/65R16 | | | | | R1-2033 | | 16254 | | 161 | 205 | 6 | 63 | 30 | 17,05 | 539 |

| | | | | | | | | | | | | | | | | | | | |
|---------------------------------------|---|---|--|-------------|----------|-----------|-----------|-----------|----------------|------|-------|----------|------|-------|---|----|----|-------|------------|
| Sprinter III (W907) | 311CDI/314CDI/316CDI/319CDI | e1*2001/116*0354* | 906AC35 | 02.20- | 7 Jx17 | 245/65R17 | | | R1-2093 | | 17042 | | 84 | 130 | 6 | 50 | 25 | | 400 |
| Vito E-CELL | napęd elektryczny | e1*KS07/46*0028*, e1*2007/46*0621* | 639-2E/639-4E | 05.12-07.14 | 6.5 Jx16 | 205/65R16 | | | R1-1793 | 9897 | 16156 | ME616017 | 66,5 | 112 | 5 | 60 | 30 | 11,35 | 421 |
| Vito II | 109CDI/111CDI/111CDI-4x4/115CDI/115CDI-4x4/119/122/123 | e9*2001/116*0048*, L275, L720 | 639/639-4/639-5 | 08.03-09.10 | 6 Jx16 | 195/65R16 | | | R1-1752 | 9095 | 16131 | ME616016 | 66,5 | 112 | 5 | 54 | 30 | 9,80 | 405 |
| Vito II | 109CDI/111CDI/111CDI-4x4/115CDI/115CDI-4x4/119/120CDI/122/123/126 | e9*2001/116*0048*, L275, L720 | 639/639-4/639-5 | 08.03-09.10 | 6.5 Jx16 | 205/65R16 | 225/60R16 | | R1-1793 | 9897 | 16156 | ME616017 | 66,5 | 112 | 5 | 60 | 30 | 11,35 | 421 |
| Vito II (Facelift) | 110CDI/113CDI | do e1*2007/46*0457*08, -/458*, -/459* | 639-2/639-4/639-5 | 10.10-07.14 | 6 Jx16 | 195/65R16 | | | R1-1752 | 9095 | 16131 | ME616016 | 66,5 | 112 | 5 | 54 | 30 | 9,80 | 405 |
| Vito II (Facelift) | 110CDI/113CDI/116CDI/122CDI | do e1*2007/46*0457*08, -/458*, -/459* | 639-2/639-4/639-5 | 10.10-04.14 | 6.5 Jx16 | 205/65R16 | 225/60R16 | | R1-1793 | 9897 | 16156 | ME616017 | 66,5 | 112 | 5 | 60 | 30 | 11,35 | 421 |
| Vito III/Tourer/skrzynia/Mixto | 109CDI/111CDI/114CDI/116CDI/119BlueTEC | od e1*2007/46*0458*08 | 639/4 | 08.14- | 6.5 Jx16 | 195/65R16 | 205/65R16 | 225/50R16 | R1-1911 | 6501 | 16207 | ME516027 | 66,5 | 112 | 5 | 52 | 30 | 9,70 | 335 |
| Vito III/Tourer/skrzynia/Mixto | 109CDI/111CDI/114CDI/116CDI/119BlueTEC/4x4 | od e1*2007/46*0458*08, od e1*2007/46*0459*06 | 639-4/639-5 | 08.14- | 6.5 Jx17 | 225/55R17 | | | R1-1912 | 9002 | 17012 | ME517007 | 66,5 | 112 | 5 | 50 | 25 | 10,60 | 360 |
| Vito-Vito-L | 108D/108CDI/110D/110CDI/112CDI/113/114 | e9*93/81*0005*, e9*98/14*0005*, e9*2001/116*0005*, H396, H397, H398, K075, K393 | 638/638-1/108D-KA/110D-KA/113KA/114-KA | 04.96-08.03 | 5.5 Jx15 | 195/70R15 | | | R1-1230 | 8330 | 15174 | ME615012 | 67 | 112 | 5 | 60 | 40 | 10,05 | 345 |
| X-Klasse | 3.0D-V6 | info | info | 12.17- | 7.5 Jx17 | info | | | R1-2037 | 9031 | 17027 | ME617002 | 66 | 114,3 | 6 | 50 | 25 | 14,80 | 485 |

| Model | Uwagi | Silniki | Numer ABE | Kod projektu | Lata produkcji | Rozmiary felgi | Rozmiary opon | MWP | Alcar | MWD | KPZ | Parametry techniczne | | | | Ilość na paczce | Waga kg | Cena detaliczna netto PLN |
|-------|-------|---------|-----------|--------------|----------------|----------------|---------------|-----|-------|-----|-----|----------------------|-----|----|----|-----------------|---------|---------------------------|
| | | | | | | | | | | | | CH | PCD | ST | ET | | | |

Mini




R1-1802

R1-1915

| | | | | | | | | | | | | | | | | | | | | |
|------------------------------|--|----------------------------------|--|--------------|--------|----------|-----------|-----------|--|----------------|------|-------|----------|------|-----|---|----|----|------|------------|
| Mini Countryman (R60) | | 1.6/1.6D/2.0D/One/Cooper/ALL4 | e1*2007/46*0496*, e24*2007/46*0023* | UKL-X/UKL-N1 | 09.10- | 6.5 Jx16 | 195/60R16 | 205/60R16 | | R1-1802 | 8157 | 16157 | BM516024 | 72,5 | 120 | 5 | 46 | 30 | 8,30 | 340 |
| Mini II One/Cooper (F55/F56) | | 1.2/1.5/1.5D | od e1*2007/46*0371*10 | UKL-L | 04.14- | 5.5 Jx15 | 175/65R15 | | | R1-1915 | 7605 | 15274 | BM515019 | 66,5 | 112 | 5 | 46 | 40 | 6,95 | 226 |
| Mini Paceman | | 1.6/1.6D/1.6JCW/2.0D/Cooper/ALL4 | e1*2007/46*0563* | UKL-C/X | 03.13- | 6.5 Jx16 | 195/60R16 | 205/60R16 | | R1-1802 | 8157 | 16157 | BM516024 | 72,5 | 120 | 5 | 46 | 30 | 8,30 | 340 |

Mitsubishi



R1-1574 **R1-1575** **R1-1737** **R1-1753** **R1-1805** **R1-1806** **R1-1822** **R1-1880** **R1-1900** **R1-1951**

| | | | | | | | | | | | | | | | | | | | | | |
|-------------------------|----------------|---|---|---------|-------------|----------|-----------|-----------|--|--|----------------|------|-------|----------|----|-------|---|----|----|------|------------|
| ASX | | 1.8MIVEC/1.8D-D/2WD/4WD | e1*2007/46*0368* | GA0 | 07.10- | 6.5 Jx16 | 215/65R16 | 215/70R16 | | | R1-1822 | 9427 | 16166 | MTS16005 | 67 | 114,3 | 5 | 46 | 30 | 8,95 | 380 |
| Attrage | | 1.2 MIVEC | e1*2007/46*1230* | A10 | 11.14- | 5 Jx14 | 175/65R14 | | | | R1-1951 | 3005 | 14203 | | 56 | 100 | 4 | 38 | 54 | 5,65 | 280 |
| Colt CZC | | 1.5i/1.5i-Turbo | e1*2001/116*0368* | Z38 | 05.06-12.12 | 6 Jx15 | 185/55R15 | 195/50R15 | | | R1-1575 | 7960 | 15177 | MCS15005 | 67 | 114,3 | 4 | 46 | 40 | 7,05 | 338 |
| Colt/CZ3 | | 1.1MPI/1.3MPI/1.5MPI/1.5DI-D | e1*2001/116*0271*, e1*2007/46*0618* | Z30/Z3V | 05.04-12.12 | 5.5 Jx14 | 175/65R14 | | | | R1-1574 | 6670 | 14159 | MCS14001 | 67 | 114,3 | 4 | 46 | 54 | 6,15 | 290 |
| Colt/CZ3/CZT | | 1.1MPI/1.3MPI/1.5MPI/1.5DI-D | e1*2001/116*0271*, e1*2007/46*0618* | Z30/Z3V | 05.04-12.12 | 6 Jx15 | 185/55R15 | 195/50R15 | | | R1-1575 | 7960 | 15177 | MCS15005 | 67 | 114,3 | 4 | 46 | 40 | 7,05 | 338 |
| i-Miev | na oś przednią | i-Miev | e1*2007/46*0527*, -/619* | HAD/HAV | 01.11- | 4 Jx15 | 145/65R15 | | | | R1-1805 | 7160 | 15242 | PSS15049 | 56 | 100 | 4 | 35 | 40 | 7,10 | 350 |
| i-Miev | na oś tylną | i-Miev | e1*2007/46*0527*, -/619* | HAD/HAV | 01.11- | 5 Jx15 | 175/55R15 | | | | R1-1806 | 7235 | 15243 | PSS15050 | 56 | 100 | 4 | 35 | 40 | 7,20 | 350 |
| Lancer/Sportback | | 1.5MPI/1.5MIVEC/1.8MPI/1.8MIVEC/2.0DI-D | e1*2001/116*0441* | CY0 | 11.07- | 6.5 Jx16 | 205/60R16 | | | | R1-1737 | 9228 | 16125 | MTS16004 | 67 | 114,3 | 5 | 46 | 30 | 9,60 | 345 |
| Outlander II | | 2.0DI-D/2.2DI-D/2.4/2.4MIVEC/4WD / 2.0MIVEC/2.4/2WD | do e1*2001/116*0406*14, -/482* | CW0/CWB | 02.07-07.12 | 6.5 Jx16 | 215/70R16 | | | | R1-1753 | 9407 | 16132 | MTS16003 | 67 | 114,3 | 5 | 38 | 30 | 9,40 | 385 |
| Outlander III | | 2.0MIVEC/2.2DI-D/Hybrid 2.0PHEV | od e1*2001/116*0406*15, e1*2007/46*1218* | CW0/GF0 | 08.12- | 6.5 Jx16 | 215/70R16 | | | | R1-1880 | 9657 | 16141 | PSS16020 | 67 | 114,3 | 5 | 38 | 30 | 9,20 | 390 |
| Space Star | | 1.0/1.2 | e1*2007/46*0951* | A00 | 01.13- | 4.5 Jx14 | 165/65R14 | | | | R1-1900 | 5215 | 14195 | MTS14013 | 56 | 100 | 4 | 46 | 54 | 5,65 | 263 |

| Model | Uwagi | Silniki | Numer ABE | Kod projektu | Lata produkcji | Rozmiary felgi | Rozmiary opon | MWP | Alcar | MWD | KPZ | Parametry techniczne | | | | Liczba na paczce | Waga kg | Cena detaliczna netto PLN |
|-------|-------|---------|-----------|--------------|----------------|----------------|---------------|-----|-------|-----|-----|----------------------|-----|----|----|------------------|---------|---------------------------|
| | | | | | | | | | | | | CH | PCD | ST | ET | | | |

Nissan



| | | | | | | | | | | | | | | | | | | | | |
|---------|--|----------------------------------|--|-----------|-------------|----------|-----------|-----------|-----------|----------------|------|-------|----------|----|-------|---|----|----|------|------------|
| Evalia | | 1.5-dci90/1.5-dci110/1.6-16V-110 | e11*2007/46*0016*, -/17*, e2*2007/46*0185* | M20M/M20N | 11.14- | 5.5 Jx14 | 175/70R14 | | | R1-1960 | | 14200 | NI614002 | 66 | 114,3 | 4 | 45 | 48 | | 204 |
| Evalia | | 1.5-dci90/1.5-dci110/1.6-16V-110 | e11*2007/46*0016*, -/17*, e2*2007/46*0185*, e2*K507/46*0061* | M20M/M20N | 06.11- | 5.5 Jx14 | 175/70R14 | | | R1-1811 | 6375 | 14188 | NI614001 | 66 | 114,3 | 4 | 45 | 54 | 7,95 | 250 |
| Juke | | 1.5dCi/1.6/1.6DIG-T/4x2/4x4 | od e11*2007/46*0132*14 | F15 | 06.14- | 6.5 Jx16 | 205/60R16 | | | R1-1897 | 7856 | 16201 | NI516005 | 66 | 114,3 | 5 | 40 | 30 | 8,40 | 271 |
| Juke | | 1.5dCi/1.6/1.6DIG-T/4x2/4x4 | do e11*2007/46*0132*13 | F15 | 12.10-05.14 | 6.5 Jx16 | 205/60R16 | | | R1-1834 | 8177 | 16171 | NI516004 | 66 | 114,3 | 5 | 40 | 30 | 8,75 | 279 |
| Juke | | Modele 2019 | e9*2007/46*6697* | F16 | - | 6.5 Jx16 | | | | R1-2076 | | 16284 | | 66 | 114 | 5 | 32 | 32 | | 290 |
| Leaf | | Electric 80kW | e11*2007/46*0230* | ZEO | 03.12- | 6.5 Jx16 | 205/55R16 | | | R1-1834 | 8177 | 16171 | NI516004 | 66 | 114,3 | 5 | 40 | 30 | 8,75 | 279 |
| Leaf II | | Electric | e9*2007/46*6537* | ZE1 | 03.18- | 6.5 Jx16 | 205/55R16 | | | R1-1897 | 7856 | 16201 | NI516005 | 66 | 114,3 | 5 | 40 | 30 | 8,40 | 271 |
| Micra | | 1.0i/1.2i/1.4i | e11*2001/116*0195* | K12 | 03.03-09.10 | 5 Jx14 | 165/70R14 | | | R1-1436 | 5820 | 14147 | NI514012 | 60 | 100 | 4 | 45 | 54 | 5,30 | 230 |
| Micra | | 1.2VTC | e13*2007/46*1111* | K13 | 10.10-12.16 | 5.5 Jx15 | 175/60R15 | | | R1-1435 | 8305 | 15149 | NI515007 | 60 | 100 | 4 | 50 | 40 | 6,40 | 252 |
| Micra | | 0.9 Turbo/1.0/1.5dCi | e9*2007/46*6454* | K14 | 04.17- | 6 Jx15 | 185/60R15 | 185/65R15 | 195/60R15 | R1-1684 | 7635 | 15205 | | 60 | 100 | 4 | 50 | 40 | 7,95 | 238 |


| | | | | | | | | | | | | | | | | | | | | |
|----------------------------------|--|---|----------------------------|------|-------------|----------|------------|-----------|-----------|----------------|------|-------|----------|----|-------|---|----|----|-------|------------|
| Micra | | 0.9Turbo/1.0/1.5dCi | e9*2007/46*6454* | K14 | 04.17- | 6 Jx16 | 185/55R16 | 185/60R16 | 195/50R16 | R1-1997 | 7130 | 16245 | NIS16006 | 60 | 100 | 4 | 50 | 30 | 7,92 | 290 |
| Micra | | 1.2VTC | e13*2007/46*1111* | K13 | 10.10-12.16 | 5.5 Jx14 | 165/70R14 | | | R1-1794 | 7030 | 14187 | NIS14013 | 60 | 100 | 4 | 45 | 48 | 7,20 | 261 |
| Micra/Micra CC | | 1.0i/1.2i/1.4i/1.5dCi/1.6i / CC 1.4i/1.6i | e11*2001/116*0195* | K12 | 03.03-09.10 | 5.5 Jx15 | 175/60R15 | 175/65R15 | | R1-1435 | 8305 | 15149 | NIS15007 | 60 | 100 | 4 | 50 | 40 | 6,40 | 252 |
| Navara model 2016 | | 2.3i dCi | e9*2007/46*6364* | D231 | 01.16- | 6 Jx16 | 205R16C110 | | | R1-1965 | | 16229 | | 66 | 114,3 | 6 | 55 | 30 | 10,95 | 305 |
| Navara model 2016 | | 2.3i dCi | e9*2007/46*6364* | D231 | 01.16- | 7 Jx16 | 255/70R16 | | | R1-1966 | 7921 | 16230 | | 66 | 114,3 | 6 | 45 | 30 | 11,80 | 350 |
| Note | | 1.4i/1.5dCi/1.6i | e11*2001/116*0268* | E11 | 03.06-09.13 | 5.5 Jx15 | 175/65R15 | 185/65R15 | | R1-1630 | 6775 | 15196 | NIS15008 | 60 | 100 | 4 | 45 | 40 | 6,40 | 244 |
| Note II | | 1.2/1.2DIG-S/1.5dCi/1.6i | e11*2007/46*0753* | E12 | 10.13- | 5.5 Jx15 | 185/55R15 | | | R1-1891 | 7340 | 15264 | NIS15010 | 60 | 100 | 4 | 40 | 40 | 6,90 | 250 |
| NV200 electric | | e-NV 200 | e11*2007/46*1339*, -/1340* | MEON | 11.14- | 5.5 Jx14 | 175/70R14 | | | R1-1960 | | 14200 | NI614002 | 66 | 114,3 | 4 | 45 | 48 | | 204 |
| NV200 electric | | e-NV 200 | e11*2007/46*1339*, -/1340* | MEON | 04.14- | 6 Jx15 | 185/65R15 | | | R1-1898 | | 15272 | | 66 | 114,3 | 5 | 45 | 40 | 5,70 | 281 |
| Pixo | | 1.0i | e6*2001/116*0124* | HF | 07.09-12.13 | 4.5 Jx14 | 155/65R14 | | | R1-1763 | 5400 | 14185 | SUS14008 | 54 | 100 | 4 | 45 | 63 | 5,90 | 248 |
| Primera | | 1.6i/1.8i/2.0i/2.0TD/2.0i/Traveller 1.6i/1.8i/2.0i/2.0TD | e11*93/81*0060* | P11 | 09.96-03.02 | 6 Jx15 | 185/65R15 | 195/60R15 | | R1-1270 | 8410 | 15105 | NIS15004 | 66 | 114,3 | 4 | 45 | 40 | 8,75 | 239 |
| Primera/Primera Traveller | | 1.6i/1.8i/1.9dCi/2.0i/2.2Di/2.2dCi | e11*98/14*0183* | P12 | 04.02-03.07 | 6.5 Jx16 | 205/60R16 | | | R1-1434 | 9735 | 16033 | NIS16001 | 66 | 114,3 | 5 | 40 | 30 | 10,00 | 281 |
| Pulsar | | 1.2DIG-T/1.5dCi | e9*2007/46*3086* | C13 | 10.14- | 6.5 Jx16 | 195/60R16 | | | R1-1897 | 7856 | 16201 | NIS16005 | 66 | 114,3 | 5 | 40 | 30 | 8,40 | 271 |
| Qashqai | | 1.5dCi/1.6i/2.0i/2.0dCi/2.0CVT/2.0i-4x4/2.0dCi-4x4/2.0CVT-4x4 | e11*2001/116*0295* | J10 | 02.07-02.14 | 6.5 Jx16 | 215/65R16 | | | R1-1740 | 7855 | 16111 | NIS16003 | 66 | 114,3 | 5 | 40 | 30 | 8,55 | 279 |
| Qashqai II | | 1.2DIG-T/1.5dCi/1.6dCi/1.6DIG-T | e11*2007/46*0963* | J11 | 03.14- | 6.5 Jx16 | 215/65R16 | | | R1-1897 | 7856 | 16201 | NIS16005 | 66 | 114,3 | 5 | 40 | 30 | 8,40 | 271 |
| Tiida | | 1.5dCi/1.6i/1.8i | e11*2001/116*0296* | C11 | 01.08-12.11 | 5.5 Jx15 | 185/65R15 | 195/65R15 | | R1-1728 | 7730 | 15218 | NIS15009 | 66 | 114,3 | 4 | 40 | 48 | 7,80 | 264 |

| Model | Uwagi | Silniki | Numer ABE | Kod projektu | Lata produkcji | Rozmiary felgi | Rozmiary opon | | | MWP | Alcar | MWD | KPZ | Parametry techniczne | | | | Liczba pakietów | Waga kg | Cena detaliczna netto PLN |
|-------|-------|---------|-----------|--------------|----------------|----------------|---------------|-----|----|-----|-------|-----|-----|----------------------|--|--|--|-----------------|---------|---------------------------|
| | | | | | | | CH | PCD | ST | | | | | ET | | | | | | |

Nissan dostawcze

| | | | | | | | | | | | | | | | | | | | | |
|------------------|--|--------------------------------|---|------------------|-------------|----------|-----------|-----------|-----------|----------------|------|-------|----------|-------|-------|---|-------|----|-------|------------|
| Cabstar | Gianetti 15485 | | | | - | 5x15 | | | | R1-1418 | | | | 110 | 160 | 5 | 106 | | | 310 |
| Cabstar | | 2.5D | e9*2007/46*0030* | F241 | 04.12- | 5 Jx15 | 195/70R15 | | | R1-1972 | | 15289 | | 130 | 170 | 6 | 106,5 | 40 | 10,40 | 288 |
| Cabstar | Gianetti 15927 | 2.5D/3.0D | e9*2007/46*0030* | F241 | 05.07-03.12 | 5 Jx15 | 195/70R15 | | | R1-1833 | | 15238 | RE615005 | 130 | 170 | 5 | 106,5 | 40 | 10,25 | 303 |
| Interstar | | 1.9dCi/2.2dCi/2.5dCi | K963, K964, L226, L223, L226, e2*2001/116*0273* | FDN/NDN/J3/F3/N3 | 01.03-10.11 | 6 Jx16 | 195/65R16 | 215/65R16 | 225/65R16 | R1-1172 | 9495 | 16026 | RE616003 | 89 | 130 | 5 | 66 | 30 | 11,95 | 360 |
| Kubistar | | 1.2i/1.5dCi/1.6i | L195 | F1 | 10.03-12.09 | 5.5 Jx14 | 165/70R14 | 165/75R14 | 175/65R14 | R1-1304 | 5960 | 14075 | RE514014 | 60 | 100 | 4 | 36 | 48 | 7,90 | 233 |
| NV200 | | 1.5dCi90/1.5dCi110/1.6-16V-110 | e11*2007/46*0016*, -/17*, e2*2007/46*0185* | M20M/M20N | 11.09- | 5.5 Jx14 | 175/70R14 | | | R1-1811 | 6375 | 14188 | NI614001 | 66 | 114,3 | 4 | 45 | 54 | 7,95 | 250 |
| NV300 | | 1.6dCi | ab e2*2007/46*0037*, ab e2*98/14*0271*35 | JA4/4 | 01.15- | 6 Jx16 | 205/65R16 | 215/65R16 | | R1-1896 | 7503 | 16202 | RE616016 | 66 | 114,3 | 5 | 50 | 30 | 10,80 | 300 |
| NV400 | koła bliźniacze, maksymalny nacisk na oś tylną 3200 kg | 2.3dCi | e2*2007/46*0137*, -/138*, -/140*, -/141* | M1/M2/M6/M7 | 12.11- | 5.5 Jx16 | 195/75R16 | | | R1-1799 | 8733 | 16148 | RE616015 | 142,1 | 200 | 6 | 117 | 25 | 12,25 | 520 |
| NV400 | | 2.3dCi | e2*2007/46*0137*, -/138*, -/140*, -/142* | M1/M2/M6/M9 | 12.11- | 6.5 Jx16 | 215/65R16 | 225/65R16 | 235/65R16 | R1-1765 | 9133 | 16147 | RE616012 | 89 | 130 | 5 | 66 | 25 | 8,60 | 340 |
| NV400 | | 2.3dCi | e2*2007/46*0137*, -/140*, -/142* | M1/M2/M9 | 12.11- | 7 Jx16 | 235/65R16 | | | R1-1764 | 9367 | 16149 | RE616013 | 89 | 130 | 5 | 66 | 25 | 13,35 | 360 |
| Primastar | | 1.6dCi | od e2*2007/46*0037*, od e2*98/14*0271*35 | JA4/4 | 01.15- | 6 Jx16 | 205/65R16 | 215/65R16 | | R1-1896 | 7503 | 16202 | RE616016 | 66 | 114,3 | 5 | 50 | 30 | 10,80 | 300 |
| Primastar | | 1.9-dCi/2.0i-16V/2.5dCi | K995, e2*98/14*0271*, e2*2007/46*0037*, K995 | F4/J4/4 | 10.06- | 6 Jx16 | 195/65R16 | 205/65R16 | 215/65R16 | R1-1373 | 9506 | 16034 | RE616008 | 71 | 118 | 5 | 50 | 30 | 10,65 | 310 |

Opel



| | | | | | | | | | | | | | | | | | | | | |
|-------|-----------------------|--|----------|-------------|----------|-----------|-----------|--|--|----------------|------|-------|----------|------|-----|---|----|----|------|------------|
| Adam | 1.2/1.4 | e1*2001/116*0379* | S-D | 12.12- | 5.5 Jx14 | 175/70R14 | | | | R1-1662 | 6515 | 14170 | OP514021 | 56,5 | 100 | 4 | 39 | 48 | 6,20 | 181 |
| Adam | 1.2/1.4/1.4LPG | e1*2001/116*0379* | S-D | 12.12- | 6 Jx15 | 185/60R15 | 185/65R15 | | | R1-1648 | 6445 | 15193 | OP515024 | 56,5 | 100 | 4 | 39 | 40 | 8,35 | 220 |
| Adam | 1.2/1.4/1.4LPG | e1*2001/116*0379* | S-D | 12.12- | 6x16 | 195/55R16 | | | | R1-1650 | | 16086 | | 56,5 | 100 | 4 | 40 | 30 | 8,40 | 315 |
| Agila | 1.0i/1.2i/1.3CDTi/LPG | e4*2001/116*0135*, e50*2001/116*0010* | H-B/GMIA | 03.08-12.14 | 5.5 Jx15 | 185/60R15 | | | | R1-1717 | 7380 | 15216 | SU515003 | 54 | 100 | 4 | 50 | 40 | 6,80 | 233 |

| | | | | | | | | | | | | | | | | | | | | |
|------------------------------|--|--|--|----------------------------|-------------|----------|-----------|-----------|-----------|----------------|------|-------|----------|------|-----|---|----|----|-------|------------|
| Astra-J/Sports-Tourer | | 1.3CDTI/1.4/1.4Turbo/1.6 | e1*2007/46*0141*, -/204*, e4*2007/46*0308* | P-J/-SW/-V | 12.09- | 6.5 Jx16 | 205/55R16 | 205/60R16 | 215/60R16 | R1-1776 | 9247 | 16143 | OP516013 | 56,5 | 105 | 5 | 39 | 30 | 8,15 | 270 |
| Astra-J/Sports-Tourer | | 1.6Turbo/1.7CDTI/2.0CDTI | e1*2007/46*0141*, -/204*, e4*2007/46*0308* | P-J/-SW/-SW-V | 12.09- | 6.5 Jx16 | 205/55R16 | 205/60R16 | 215/60R16 | R1-1777 | 9327 | 16144 | OP516014 | 70,3 | 115 | 5 | 41 | 30 | 8,85 | 270 |
| Astra-K | | 1.0Ecotec/1.4Ecotec/1.6Ecotec/1.6CDTI | e4*2007/46*0996* | B-K | 12.15- | 6 Jx15 | 195/65R15 | | | R1-1952 | 6365 | 15286 | OP515029 | 56,6 | 105 | 5 | 37 | 40 | 7,75 | 223 |
| Astra-K | | 1.0Ecotec/1.4Ecotec/1.6Ecotec/1.6CDTI | e4*2007/46*0996* | B-K | 12.15- | 6.5 Jx16 | 205/55R16 | | | R1-1953 | 7035 | 16225 | OP516017 | 56,6 | 105 | 5 | 41 | 30 | 8,40 | 259 |
| Cascada | | 1.4/1.4-Turbo/1.6-SIDI Turbo | e4*2007/46*0204* | P-J/SW | 05.13- | 7 Jx17 | 225/55R17 | 235/55R17 | | R1-1932 | 9947 | 17014 | | 70,3 | 115 | 5 | 41 | 25 | 10,00 | 392 |
| Combo Combi/Tour | | 1.3-CDTI/1.4i-Twinport/1.6i/1.7DI/1.7DTI | e1*98/14*0179*, DE*2007/46*0129*, e1*2007/46*0129*, -/291* | Combo-C/-Van | 11.01-12.11 | 5.5 Jx14 | 175/65R14 | 175/70R14 | | R1-1588 | 6480 | 14165 | OP614001 | 56,5 | 100 | 4 | 49 | 48 | 6,55 | 285 |
| Combo Combi/Tour | | 1.6-CNG/1.7-CDTI | e1*98/14*0179*, e1*20001/116*0327*, DE*2007/46*0129*, -/131*, e1*2007/46*0129*, -/131*, -/291*, -/293* | Combo-C/-CNG/-Van/-Van-CNG | 11.01-12.11 | 6 Jx15 | 185/55R15 | 185/60R15 | 185/65R15 | R1-1318 | 8060 | 15092 | OP515016 | 65 | 110 | 5 | 49 | 40 | 9,45 | 310 |
| Combo Combi/Tour | | 1.3-CDTI/1.4i-Twinport/1.6i/1.7DI/1.7DTI | e1*98/14*0179*, e1*20001/116*0327*, DE*2007/46*0129*, -/131*, e1*2007/46*0129*, -/131*, -/291*, -/293*, e4*2007/46*0299* | Combo-C/CNG/-Van/-V | 11.01-12.11 | 6 Jx15 | 185/55R15 | 185/60R15 | | R1-1783 | 8375 | 15222 | OP615001 | 56,5 | 100 | 4 | 49 | 40 | 8,20 | 327 |
| Combo Life | | 1.5CDTi | e2*2007/46*0622* | E | 09.18- | 6.5 Jx15 | 195/65R15 | | | R1-2056 | 5477 | 15302 | PS615004 | 65 | 108 | 5 | 42 | 40 | 10,40 | 260 |
| Combo Life | | 1.5CDTi | e2*2007/46*0622* | E | 09.18- | 6.5 Jx16 | 205/60R16 | | | R1-1887 | 7460 | 16190 | PS616004 | 65 | 108 | 5 | 47 | 30 | 7,90 | 270 |
| Corsa-C | | 1.0i-12V/1.2i-16V | e1*98/14*0148* | Corsa-C | 10.00-08.06 | 5 Jx13 | 155/80R13 | | | R1-1199 | | 13050 | OP513013 | 56,5 | 100 | 4 | 43 | 63 | 5,00 | 195 |
| Corsa-C | | 1.0i-12V/1.2i-16V/1.3CDTI/1.4i-16V/1.7DI-16V/1.7DTI-16V/1.8i-16V GSi | e1*98/14*0148* | Corsa-C | 10.00-08.06 | 5.5 Jx14 | 175/65R14 | | | R1-1508 | 6790 | 14132 | OP514018 | 56,5 | 100 | 4 | 49 | 54 | 6,05 | 250 |
| Corsa-C | | 1.7CDTI | e1*98/14*0148* | Corsa-C | 07.03-08.06 | 6 Jx15 | 185/55R15 | | | R1-1318 | 8060 | 15092 | OP515016 | 65 | 110 | 5 | 49 | 40 | 9,45 | 310 |
| Corsa-C | | 1.0i-12V/1.2i-16V/1.3CDTI/1.4i-16V/1.7DI-16V/1.7DTI-16V/1.8i-16V GSi | e1*98/14*0148* | Corsa-C | 10.00-08.06 | 6 Jx15 | 185/55R15 | | | R1-1294 | 8390 | 15048 | OP515008 | 56,5 | 100 | 4 | 49 | 40 | 7,45 | 275 |
| Corsa-D | | 1.0i/1.2i/1.2LPG/1.3CDTI/1.4i/1.4LPG/Ecotec | do e1*2001/116*0379*29, E50*2001/116*0001* | S-D/GMIB | 09.06-12.14 | 5.5 Jx14 | 175/70R14 | 185/70R14 | | R1-1662 | 6515 | 14170 | OP514021 | 56,5 | 100 | 4 | 39 | 48 | 6,20 | 181 |
| Corsa-D | | 1.0i/1.2i/1.2LPG/1.3CDTI/1.4i/1.4LPG/Ecotec | do e1*2001/116*0379*29, E50*2001/116*0001* | S-D/GMIB | 09.06-12.14 | 6 Jx15 | 185/60R15 | 185/65R15 | 195/60R15 | R1-1648 | 6445 | 15193 | OP515024 | 56,5 | 100 | 4 | 39 | 40 | 8,35 | 220 |
| Corsa-D | | 1.0i/1.2i/1.2LPG/1.3CDTI/1.4i/1.4LPG/Ecotec | do e1*2001/116*0379*29, E50*2001/116*0001* | S-D/GMIB | 09.06-12.14 | 6x16 | 195/55R16 | | | R1-1650 | | 16086 | | 56,5 | 100 | 4 | 40 | 30 | 8,40 | 315 |
| Corsa-D | | 1.4-Turbo/1.6-Turbo-OPC/1.6-Turbo-GSi/1.7CDTI/Ecotec | do e1*2001/116*0379*29 | S-D | 09.06-12.14 | 6x16 | 195/55R16 | 205/50R16 | | R1-1666 | | 16087 | | 65 | 110 | 5 | 40 | 30 | 8,20 | 316 |
| Corsa-E | | 1.0/1.2/1.4 | od e1*2001/116*0379*30 | S-D | 12.14- | 5.5 Jx14 | 175/70R14 | 185/70R14 | | R1-1662 | 6515 | 14170 | OP514021 | 56,5 | 100 | 4 | 39 | 48 | 6,20 | 181 |
| Corsa-E | | 1.0/1.2/1.3CDTI/1.4/1.4-Turbo | od e1*2001/116*0379*30 | S-D | 12.14- | 6 Jx15 | 185/65R15 | | | R1-1648 | 6445 | 15193 | OP515024 | 56,5 | 100 | 4 | 39 | 40 | 8,35 | 220 |
| Corsa-E | | 1.0/1.2/1.3CDTI/1.4/1.4-Turbo | od e1*2001/116*0379*30 | S-D | 12.14- | 6x16 | 195/55R16 | | | R1-1650 | | 16086 | | 56,5 | 100 | 4 | 40 | 30 | 8,40 | 315 |
| Corsa-E | | 1.4-Turbo | od e1*2001/116*0379*30 | S-D | 12.14- | 6x16 | 195/55R16 | | | R1-1666 | | 16087 | | 65 | 110 | 5 | 40 | 30 | 8,20 | 316 |

Legenda: N = nowe felgi K = końcówka sprzedaży, tylko do wyczerpania zapasów sr = felga w kolorze srebrnym cz = felga w kolorze czarnym info = informacje w przygotowaniu

| Model | Uwagi | Silniki | Numer ABE | Kod projektu | Lata produkcji | Rozmiary felgi | Rozmiary opon | MWP | Alcar | MWD | KPZ | Parametry techniczne | | | | Liczba pakietów | Waga kg | Cena detaliczna netto PLN |
|-------|-------|---------|-----------|--------------|----------------|----------------|---------------|-----|-------|-----|-----|----------------------|-----|----|----|-----------------|---------|---------------------------|
| | | | | | | | | | | | | CH | PCD | ST | ET | | | |

Opel (Kontynuacja)

| | | | | | | | | | | | | | | | | | | | | | | |
|------------------------------------|-------------------|---|--|-------------------------|-------------|----------|-----------|-----------|-----------|--|--|---------|------|-------|----------|------|-----|---|----|----|-------|-----|
| Corsa-F | | 1.2 | e2*2007/46*0639* | U | 11.19- | 6 Jx15 | 185/65R15 | | | | | R1-2060 | 6593 | 15303 | | 65 | 108 | 4 | 32 | 40 | | 260 |
| Corsa-F | | 1.2/1.2-Turbo/1.5D/Corsa-e Elektroantrieb | e2*2007/46*0639* | U | 11.19- | 6.5 Jx16 | 195/55R16 | | | | | R1-2061 | 7493 | 16274 | | 65 | 108 | 4 | 38 | 30 | 7,70 | 280 |
| Crossland-X | | 1.2 | e4*2007/46*1194* | P7 Monocab C | 08.17- | 6.5 Jx15 | 195/65R15 | | | | | R1-1889 | 7385 | 15261 | PS515052 | 65 | 108 | 4 | 20 | 40 | 6,50 | 239 |
| Crossland-X | | 1.2/1.2Ecotec/1.2Di/1.2DiTurbo/1.6D/1.6EcotecD | e4*2007/46*1194* | P7 Monocab C | 08.17- | 6.5 Jx16 | 195/60R16 | 205/60R16 | | | | R1-1890 | 9432 | 16189 | PS516021 | 65 | 108 | 4 | 20 | 30 | 10,30 | 260 |
| Grandland-X | | 1.2/1.6-Diesel | e2*2007/46*0597* | Z | 12.17- | 7 Jx16 | 215/70R16 | | | | | R1-1882 | 9833 | 16191 | PS516023 | 65 | 108 | 5 | 44 | 30 | 7,80 | 260 |
| Grandland-X | | 1.2/1.6-Diesel | e2*2007/46*0597* | Z | 12.17- | 7 Jx17 | 215/65R17 | | | | | R1-1996 | 9036 | 17025 | PS517006 | 65 | 108 | 5 | 42 | 25 | 9,20 | 333 |
| Insignia Grand Sport/Sports Tourer | | Insignia Grand Sport/Sports Tourer | e8*2007/46*0264* | Z-B | 04.17- | 6.5 Jx16 | 215/60R16 | | | | | R1-1777 | 9327 | 16144 | OP516014 | 70,3 | 115 | 5 | 41 | 30 | 8,85 | 270 |
| Insignia/Sports Tourer | | 1.6/1.8/2.0-CDTI | e1*2001/116*0475*, e1*2007/46*0374* | OG-A | 10.08- | 6.5 Jx16 | 205/60R16 | 215/60R16 | | | | R1-1718 | 9623 | 16120 | OP516012 | 67 | 120 | 5 | 41 | 30 | 8,40 | 329 |
| Insignia/Sports Tourer | zastępuje R1-1716 | 1.6/1.8/2.0CDTI/2.0Turbo/2.8V6-Turbo/4x4 | e1*2001/116*0475*, e1*2007/46*0374*, e1*2007/46*0860*, e50*2007/46*0139 *,e50*2007/46*0009* | OG-A/OG-A/V/F-OGA1/GMIK | 10.08- | 7 Jx17 | 215/55R17 | 225/50R17 | 225/55R17 | | | R1-1934 | | 17015 | OP517003 | 67 | 120 | 5 | 41 | 25 | 10,40 | 347 |
| Kadett | | 1.3i/1.6i/1.6D/1.7D/1.8i/GSi2.0/GSi2.0-16V/Cabrio 1.3i/1.4i/1.6i/1.6S/2.0i/GSi2.0-16V | E023, E023/1, E023/2, E388, E388/1, D559, D559/1, D559/2, D560, D560/1, D560/2 | E/E-CC/E-Cabrio | 09.86-08.91 | 5.5 Jx14 | 175/65R14 | 185/60R14 | 185/65R14 | | | R1-1364 | | 14013 | 5933A | 56,5 | 100 | 4 | 49 | 48 | 7,50 | 218 |
| Karl | | 1.0 ecoTEC | e1*2007/46*0957* | D-A | 04.15- | 5 Jx14 | 165/65R14 | | | | | R1-1954 | 3015 | 14201 | OP514022 | 56,5 | 100 | 4 | 38 | 48 | 6,15 | 200 |
| Karl | kolo strukturalne | 1.0 ecoTEC | e1*2007/46*0957* | D-A | 06.15- | 6 Jx15 | 185/55R15 | | | | | R1-1961 | | 15287 | | 56,5 | 100 | 4 | 50 | 40 | 7,95 | 220 |
| Meriva-A | K | 1.4/1.6/Ecotec/LPG | e1*2001/116*0215*, E50*2001/116*0002* | X01 Monocab/GMIC | 04.03-06.10 | 5.5x14 | 175/70R14 | | | | | R1-1477 | | 14150 | | 56,5 | 100 | 4 | 43 | 54 | 6,45 | 222 |
| Meriva-A | | 1.3CDTI/1.4/1.6/1.6/1.7DTi/1.8/Ecotec/LPG | e1*2001/116*0215*, E50*2001/116*0002* | X01 Monocab/GMIC | 04.03-06.10 | 6 Jx15 | 185/60R15 | | | | | R1-1478 | 6435 | 15156 | OP515021 | 56,5 | 100 | 4 | 43 | 40 | 8,85 | 228 |
| Meriva-A/OPC | | 1.7CDTi-Ecotec/1.8-Ecotec | e1*2001/116*0215* | X01 Monocab | 06.03-06.10 | 6 Jx15 | 185/60R15 | | | | | R1-1357 | 8010 | 15046 | OP515017 | 65 | 110 | 5 | 43 | 40 | 8,80 | 250 |
| Meriva-B | | 1.3CDTi/1.4/1.7CDTi | e4*2007/46*0165* | S-D Monocab B | 07.10- | 6.5 Jx15 | 195/65R15 | | | | | R1-1463 | 9245 | 15144 | OP515027 | 65 | 110 | 5 | 35 | 40 | 8,20 | 222 |
| Meriva-B | | 1.3CDTi/1.4/1.7CDTi | e4*2007/46*0165* | S-D Monocab B | 07.10- | 6.5 Jx16 | 205/55R16 | | | | | R1-1560 | 9045 | 16057 | OP516007 | 65 | 110 | 5 | 37 | 30 | 8,20 | 275 |
| Mokka/e-Mokka | N | | | U | 03.21- | 6.5 Jx16 | | | | | | R1-2059 | 7432 | 16273 | | 65 | 108 | 4 | 32 | 30 | 7,70 | 260 |

| | | | | | | | | | | | | | | | | | | | | |
|--------------------------|---|---|---|---------------------------------|-------------|----------|-----------|-----------|-----------|----------------|------|-------|----------|------|-----|---|----|----|-------|------------|
| Mokka/Mokka X | w niektórych wersjach tylko koło 17", Mokka-X tylko 215/65R16 lub 17" | 1.4-Turbo/1.4-LPG/1.6/1.6CDTi/1.7CDTi/4x4 | e4*2007/46*0537* | J-A | 10.12- | 6.5 Jx16 | 195/70R16 | 205/70R16 | 215/65R16 | R1-1866 | 9272 | 16181 | OP516015 | 56,6 | 105 | 5 | 38 | 30 | 8,40 | 272 |
| Signum | | 1.6i/1.8i/1.9-CDTi/2.0-DTi/2.2-DTi/ECOTEC | e1*2001/116*0214*,-/291* | Vectra/Signum/Z-C/S | 05.03-03.09 | 6.5 Jx15 | 195/65R15 | | | R1-1463 | 9245 | 15144 | OP515027 | 65 | 110 | 5 | 35 | 40 | 8,20 | 222 |
| Signum | | 1.8i/2.0i-Turbo/1.9-CDTi/2.0-DTi/2.2i-direct/2.2DTi/2.8V6-Turbo/3.0V6-CDTi/3.2i-V6/ECOTEC | e4*2001/116*0214*,-/291* | Vectra/Signum/Z-C/S | 05.03-03.09 | 6.5 Jx16 | 205/55R16 | 215/55R16 | | R1-1483 | 9455 | 16045 | SA516002 | 65 | 110 | 5 | 41 | 30 | 9,00 | 298 |
| Tigra Twin Top | | 1.3CDTi/1.4i Twinport/1.8i ECOTEC | e11*2001/116*0227* | X-C/Roadster | 09.04-12.09 | 6 Jx15 | 185/55R15 | | | R1-1478 | 6435 | 15156 | OP515021 | 56,5 | 100 | 4 | 43 | 40 | 8,85 | 228 |
| Tigra Twin Top | | 1.3CDTi/1.4i Twinport/1.8i ECOTEC | e11*2001/116*0227* | X-C/Roadster | 09.04-12.09 | 6.5 Jx15 | 185/60R15 | | | R1-1559 | 8365 | 15164 | OP515022 | 56,5 | 100 | 4 | 35 | 40 | 6,65 | 240 |
| Vectra-A | | 1.6i/1.6iS/1.7D/TD/1.8i/1.8i-16V/2.0i/2000i-16V/GT2.0i-16V/4x4 | E947, E947/1, E948, E948/1, E951, E951/1 | A/A-CC/A-X | 09.88-08.92 | 5.5 Jx14 | 175/70R14 | 195/60R14 | | R1-1364 | | 14013 | 5933A | 56,5 | 100 | 4 | 49 | 48 | 7,50 | 218 |
| Vectra-A | K | 2.0i-16V/2.0i-Turbo 4x4/2.5i-V6 | E947/1, E948/1, E951/1 | A/A-CC/A-X | 05.93-09.95 | 6x15 | | | | R1-991 | | 15077 | | 65 | 110 | 5 | 49 | | 8,80 | 195 |
| Vectra-B | | 1.6i/1.6i-16V/1.7TD/1.8i-16V/2.0Di | e1*93/81*0030*, e1*95/54*0030*, -/44* | J96/J96-Kombi | 09.96-03.02 | 6 Jx15 | 195/65R15 | 205/60R15 | | R1-1294 | 8390 | 15048 | OP515008 | 56,5 | 100 | 4 | 49 | 40 | 7,45 | 275 |
| Vectra-B | | 1.6i-16V/1.8i-16V/2.0i-16V/2.2i-16V/2.2DTi-16V/2.5i-V6/2.6i-V6 | e1*93/81*0030*, e1*95/54*0030*, -/44*, e1*98/14*0030*, -/44* | J96/J96-Kombi | 10.95-03.02 | 6 Jx15 | 195/65R15 | 205/60R15 | | R1-1318 | 8060 | 15092 | OP515016 | 65 | 110 | 5 | 49 | 40 | 9,45 | 310 |
| Vectra-C | | 1.6i/1.8i/2.0i/2.0-DTi/2.2i/2.2-Dti/ECOTEC | e1*98/14*0187*, e1*2001/116*0238*, -/290*, -/292*, e11*2001/116*0214* | Vectra-Lim/Z-C/Vectra-SW/Z-C-SW | 04.02-03.09 | 6.5 Jx15 | 195/65R15 | | | R1-1463 | 9245 | 15144 | OP515027 | 65 | 110 | 5 | 35 | 40 | 8,20 | 222 |
| Vectra-C | | 1.6i/1.8i/1.9CDTi/2.0-DTi/2.2i/2.2-DTi/2.8V6-Turbo/3.0-V6-CDTi/3.2i-V6-GTS/ECOTEC | e1*98/14*0187*, e1*2001/116*0290*, e11*2001/116*0214* | Vectra-Lim/Z-C | 09.02-03.09 | 6.5 Jx16 | 205/55R16 | 215/55R16 | | R1-1483 | 9455 | 16045 | SA516002 | 65 | 110 | 5 | 41 | 30 | 9,00 | 298 |
| Vectra-C Caravan | | 1.6i/1.8i/1.9CDTi/2.0-DTi/2.2i/2.2-DTi/2.8V6-Turbo/3.0V6-CDTi/3.2iV6-GTS/ECOTEC | e1*2001/116*0238*, -/292* | Vectra-SW/Z-C-SW | 06.03-03.09 | 6.5 Jx16 | 205/55R16 | 215/55R16 | | R1-1483 | 9455 | 16045 | SA516002 | 65 | 110 | 5 | 41 | 30 | 9,00 | 298 |
| Vivaro Life | | 1.9Di/1.9DTi/2.0i/2.0-CDTi/2.5DTi/2.5-CDTi | e1*98/14*0170* | X83 | 10.06-08.14 | 6 Jx16 | 195/65R16 | 205/65R16 | 215/65R16 | R1-1373 | 9506 | 16034 | RE616008 | 71 | 118 | 5 | 50 | 30 | 10,65 | 310 |
| Vivaro-E | | Elektryk | e2*2007/46*0533* | V | 05.20- | 7 Jx17 | 215/60R17 | | | R1-2046 | 9026 | 17035 | | 65 | 108 | 5 | 46 | 25 | | 350 |
| Zafira Life S/M/L | | 1.5CDTi/2.0CDTi | e2*2007/46*0532* | V | 07.19- | 7 Jx17 | 215/60R17 | 225/55R17 | | R1-2046 | 9026 | 17035 | | 65 | 108 | 5 | 46 | 25 | | 350 |
| Zafira-A | | 1.6i-16V/1.6CNG/1.8i-16V/2.0DTi-16V | e1*98/14*0110*,-/200* | T98-Monocab/CNG | 03.99-07.05 | 6 Jx15 | 195/65R15 | | | R1-1357 | 8010 | 15046 | OP515017 | 65 | 110 | 5 | 43 | 40 | 8,80 | 250 |
| Zafira-B | | 1.6/1.8/1.8LPG | e1*2001/116*0325*, E50*2001/116*0003* | A-H/Monocab/GMIG | 08.05-12.11 | 6.5 Jx15 | 195/65R15 | | | R1-1463 | 9245 | 15144 | OP515027 | 65 | 110 | 5 | 35 | 40 | 8,20 | 222 |
| Zafira-B | | 1.6/1.6CNG/1.7CDTi/1.8/1.8LPG/1.9CDTi/2.0-Turbo/2.2-Direct/ECOTEC | e1*2001/116*0325*, -/378*, e50*2001/116*0003*, e1*2007/46*0497* | A-H/Monocab/-CNG/GMIC | 08.05 12.11 | 6.5 J 16 | 195/60R16 | 205/55R16 | | R1-1560 | 9045 | 16057 | OP516007 | 65 | 110 | 5 | 37 | 30 | 8,20 | 275 |
| Zafira-C Tourer | | 1.4-Turbo/1.6CNG/1.8/2.0CDTi | e4*2007/46*0204*,-/308* | P-J/SW/P-J-SW-V | 11.11- | 6.5 Jx16 | 215/60R16 | | | R1-1777 | 9327 | 16144 | OP516014 | 70,3 | 115 | 5 | 41 | 30 | 8,85 | 270 |

| Model | Uwagi | Silniki | Numer ABE | Kod projektu | Lata produkcji | Rozmiary felgi | Rozmiary opon | MWP | Alcar | MWD | KPZ | Parametry techniczne | | | | Ilość na paczce | Waga kg | Cena detaliczna netto PLN |
|-------|-------|---------|-----------|--------------|----------------|----------------|---------------|-----|-------|-----|-----|----------------------|-----|----|----|-----------------|---------|---------------------------|
| | | | | | | | | | | | | CH | PCD | ST | ET | | | |


Opel dostawcze

| | | | | | | | | | | | | | | | | | | | | | | |
|-------------|----|--|---|----------------------------|-------------|----------|-----------|-----------|-----------|--|--|----------------|------|-------|----------|------|-----|---|------|----|-------|------------|
| Astra-H/Van | | 1.3CDTi/1.7CDTi | e1*2007/46*0576* | A-H/Van | 01.11- | 6.5 Jx15 | 195/65R15 | | | | | R1-1463 | 9245 | 15144 | OP515027 | 65 | 110 | 5 | 35 | 40 | 8,20 | 222 |
| Astra-H/Van | | 1.3CDTi/1.7CDTi/1.9CDTi/2.0CDTi | e1*2007/46*0576* | A-H/Van | 01.11- | 6.5 Jx16 | 205/55R16 | | | | | R1-1560 | 9045 | 16057 | OP516007 | 65 | 110 | 5 | 37 | 30 | 8,20 | 275 |
| Astra-J Van | | 1.3CDTi/1.4/1.6 | e4*2007/46*0309* | P-J/V | 12.11- | 6.5 Jx16 | 205/60R16 | 215/60R16 | | | | R1-1776 | 9247 | 16143 | OP516013 | 56,5 | 105 | 5 | 39 | 30 | 8,15 | 270 |
| Astra-J Van | | 1.7CDTi | e4*2007/46*0309* | P-J/V | 12.11- | 6.5 Jx16 | 205/60R16 | 215/60R16 | | | | R1-1777 | 9327 | 16144 | OP516014 | 70,3 | 115 | 5 | 41 | 30 | 8,85 | 270 |
| Astra-Van | | 1.6i/1.7D/2.0D | K182 | Astra-G-Van | 07.98-04.05 | 6 Jx15 | 185/55R15 | 195/50R15 | | | | R1-1294 | 8390 | 15048 | OP515008 | 56,5 | 100 | 4 | 49 | 40 | 7,45 | 275 |
| Combo-C | | 1.6CNG/1.7CDTi/Ecotec | e1*98/14*0179*, e1*2001/116*0327*, DE*2007/46*0129*, -/131*, e1*2007/46*0129*, -/131*, -/291*, -/293*, K886, L620 | Combo-C/-CNG/-Van/-Van-CNG | 06.02-12.11 | 6 Jx15 | 185/55R15 | 185/60R15 | 185/65R15 | | | R1-1318 | 8060 | 15092 | OP515016 | 65 | 110 | 5 | 49 | 40 | 9,45 | 310 |
| Combo-C | | 1.3-CDTi/1.4i-Twinport/1.6i/1.7DI/1.7DTi/Ecotec | e1*98/14*0179*, DE*2007/46*0129*, e1*2007/46*0129*, -/291*, K886 | Combo-C/Van | 11.01-12.11 | 5.5 Jx14 | 175/65R14 | 175/70R14 | | | | R1-1588 | 6480 | 14165 | OP614001 | 56,5 | 100 | 4 | 49 | 48 | 6,55 | 285 |
| Combo-C | | 1.3-CDTi/1.4i-Twinport/1.6i/1.6CNG/1.7DI/1.7DTi/Ecotec | e1*98/14*0179*, e1*2001/116*0327*, DE*2007/46*0129*, e1*2007/46*0129*, -/131*, -/291*, -/293*, e4*2007/46*0299*, K886, L620 | Combo-C/-CNG/-Van/-V | 06.02-12.11 | 6 Jx15 | 185/55R15 | 185/60R15 | | | | R1-1783 | 8375 | 15222 | OP615001 | 56,5 | 100 | 4 | 49 | 40 | 8,20 | 327 |
| Combo-D | cz | 1.3CDTi/1.4/1.6CDTi | e3*2007/46*0076*, -/79* | Combo-D/Combo-D-Van | 12.11-10.14 | 6 Jx15 | 185/65R15 | 195/65R15 | | | | R1-1741 | 7395 | 15232 | FL615006 | 58 | 98 | 5 | 39 | 40 | 7,45 | 254 |
| Combo-D | | 1.3CDTi/1.4/1.6CDTi/2.0CDTi | e3*2007/46*0076*, -/79* | Combo-D/Combo-D-Van | 12.11-10.14 | 6 Jx16 | 195/60R16 | | | | | R1-1786 | 8049 | 16154 | FL516002 | 58 | 98 | 5 | 36,5 | 30 | 9,40 | 298 |
| Combo-D | | 1.3CDTi/1.4/1.4-Turbo/1.4CNG-Turbo/1.6CDTi/2.0CDTi | e3*2007/46*0076*, -/79* | Combo-D/Combo-D-Van | 12.11- | 6 Jx16 | 195/60R16 | | | | | R1-1786 | 8049 | 16154 | FL516002 | 58 | 98 | 5 | 36,5 | 30 | 9,40 | 298 |
| Combo-E | | 1.5CDTi | e2*2007/46*0623* | E | 09.18- | 6.5 Jx16 | 205/60R16 | | | | | R1-1887 | 7460 | 16190 | PS616004 | 65 | 108 | 5 | 47 | 30 | 7,90 | 270 |
| Combo-E | | 1.5CDTi | e2*2007/46*0623* | E | 09.18- | 6.5 Jx16 | 195/60R15 | | | | | R1-2056 | 5477 | 15302 | PS615004 | 65 | 108 | 5 | 42 | 40 | 10,40 | 260 |
| Corsa-C Van | | 1.2i | L659 | Corsa-C-Van | 07.05-02.11 | 5 Jx13 | 155/80R13 | | | | | R1-1199 | | 13050 | OP513013 | 56,5 | 100 | 4 | 43 | 63 | 5,00 | 195 |
| Corsa-C Van | | 1.2i/1.3-CDTi/1.4i/Ecotec | L659 | Corsa-C-Van | 07.05-02.11 | 5.5 Jx14 | 175/65R14 | | | | | R1-1588 | 6480 | 14165 | OP614001 | 56,5 | 100 | 4 | 49 | 48 | 6,55 | 285 |
| Corsa-C Van | | 1.7CDTi-Ecotec | L659 | Corsa-C-Van | 07.05-02.11 | 6 Jx15 | 185/55R15 | | | | | R1-1318 | 8060 | 15092 | OP515016 | 65 | 110 | 5 | 49 | 40 | 9,45 | 310 |
| Corsa-C Van | | 1.2i/1.3-CDTi/1.4i/Ecotec | L659 | Corsa-C-Van | 07.05-02.11 | 6 Jx15 | 185/55R15 | | | | | R1-1783 | 8375 | 15222 | OP615001 | 56,5 | 100 | 4 | 49 | 40 | 8,20 | 327 |
| Corsa-D Van | | 1.0/1.2/1.3CDTi | do e1*2007/46*0505*08, do e50*2007/46*0055*04 | S-D/-Van/-V | 12.10-03.15 | 5.5 Jx14 | 185/70R14 | | | | | R1-1662 | 6515 | 14170 | OP514021 | 56,5 | 100 | 4 | 39 | 48 | 6,20 | 181 |
| Corsa-D Van | | 1.0/1.2/1.3CDTi | do e1*2007/46*0505*08, do e50*2007/46*0055*04 | S-D/-Van/-V | 12.10-03.15 | 6 Jx15 | 185/60R15 | 185/65R15 | 195/60R15 | | | R1-1648 | 6445 | 15193 | OP515024 | 56,5 | 100 | 4 | 39 | 40 | 8,35 | 220 |

| | | | | | | | | | | | | | | | | | | | | |
|-------------------------------------|---|--|------------------------------|-------------|----------|-----------|-----------|-----------|--|----------------|-------|-------|----------|-------|-------|----|-----|------|------------|------------|
| Corsa-D Van | 1.0/1.2/1.3CDTI | do e1*2007/46*0505*08, do e50*2007/46*0055*04 | S-D/-Van/-V | 12.10-03.15 | 6x16 | 195/55R16 | | | | R1-1650 | 16086 | | 56,5 | 100 | 4 | 40 | 30 | 8,40 | 315 | |
| Corsa-E Van | 1.2/1.4 | od e1*2007/46*0505*09 | S-D/Van | 04.15- | 5.5 Jx14 | 175/70R14 | 185/70R14 | | | R1-1662 | 6515 | 14170 | OP514021 | 56,5 | 100 | 4 | 39 | 48 | 6,20 | 181 |
| Corsa-E Van | 1.2/1.3CDTI/1.4 | od e1*2007/46*0505*09 | S-D/Van | 04.15- | 6 Jx15 | 185/65R15 | | | | R1-1648 | 6445 | 15193 | OP515024 | 56,5 | 100 | 4 | 39 | 40 | 8,35 | 220 |
| Corsa-E Van | 1.2/1.3CDTI/1.4 | od e1*2007/46*0505*09 | S-D/Van | 04.15- | 6x16 | 195/55R16 | | | | R1-1650 | 16086 | | | 56,5 | 100 | 4 | 40 | 30 | 8,40 | 315 |
| Meriva-B Van | 1.7CDTi | e4*2007/46*0271* | S-D/Monocab B/V | 01.11- | 6.5 Jx16 | 195/60R16 | 205/55R16 | | | R1-1560 | 9045 | 16057 | OP516007 | 65 | 110 | 5 | 37 | 30 | 8,20 | 275 |
| Movano | 1.9DTi/2.2DTi/2.5DTi/2.5-CDTI/2.8DTi/3.0DTi | e2*98/14*0130*, e1*98/14*0178*, K155, K156, K157, K158, K159, L393 | J9/J9-AOAG/H9/F9/U9/E9/G9/N9 | 08.00-02.10 | 6 Jx16 | 195/65R16 | 215/65R16 | 225/65R16 | | R1-1172 | 9495 | 16026 | RE616003 | 89 | 130 | 5 | 66 | 30 | 11,95 | 360 |
| Movano II | 2.3CDTI | e1*2007/46*0362*, -/405*, -/471*, -/472* | MR/MS/MT/MU | 03.10- | 5.5 Jx16 | 195/75R16 | | | | R1-1799 | 8733 | 16148 | RE616015 | 142,1 | 200 | 6 | 117 | 25 | 12,25 | 520 |
| Movano II | 2.3CDTI | e1*2007/46*0362*, -/405*, -/471*, -/579* | MR/MS/MT/MW | 03.10- | 6.5 Jx16 | 215/65R16 | 225/65R16 | 235/65R16 | | R1-1765 | 9133 | 16147 | RE616012 | 89 | 130 | 5 | 66 | 25 | 8,60 | 340 |
| Movano II | 2.3CDTI | e1*2007/46*0362*, -/471*, -/579* | MR/MS/MW | 03.10- | 7 Jx16 | 235/65R16 | | | | R1-1764 | 9367 | 16149 | RE616013 | 89 | 130 | 5 | 66 | 25 | 13,35 | 360 |
| Vivaro II | 1.9D/1.9DTi/2.0i/2.0-CDTI/2.5DTi/2.5-CDTI | e1*98/14*0170*, e1*2007/46*0575*, K830, L048 | X83/E7/F7 | 10.06-08.14 | 6 Jx16 | 195/65R16 | 205/65R16 | 215/65R16 | | R1-1373 | 9506 | 16034 | RE616008 | 71 | 118 | 5 | 50 | 30 | 10,65 | 310 |
| Vivaro III | 1.6CDTI/1.6BiTurbo CDTI | od 2007/46*0575*12, od e1*98/14*0170*30 | F7/X83 | 09.14- | 6 Jx16 | 205/65R16 | 215/65R16 | | | R1-1896 | 7503 | 16202 | RE616016 | 66 | 114,3 | 5 | 50 | 30 | 10,80 | 300 |
| Vivaro IV Cargo/S/M/L/ Kombi | 1.5D/2.0D | e2*2007/46*0533* | V | 05.19- | 7 Jx17 | 215/60R17 | 225/55R17 | | | R1-2046 | 9026 | 17035 | | 65 | 108 | 5 | 46 | 25 | | 350 |
| Zafira-B Van | 1.6CNG-Turbo/1.7CDTi | e1*2007/46*0595* | A-H/Monocab/V | 01.11- | 6.5 Jx16 | 195/60R16 | 205/55R16 | | | R1-1560 | 9045 | 16057 | OP516007 | 65 | 110 | 5 | 37 | 30 | 8,20 | 275 |

| Model | Uwagi | Silniki | Numer ABE | Kod projektu | Lata produkcji | Rozmiary felgi | Rozmiary opon | MWP | Alcar | MWD | KPZ | Parametry techniczne | | | | Liczba na paczce | Waga kg | Cena detaliczna netto PLN |
|-------|-------|---------|-----------|--------------|----------------|----------------|---------------|-----|-------|-----|-----|----------------------|-----|----|----|------------------|---------|---------------------------|
| | | | | | | | | | | | | CH | PCD | ST | ET | | | |

Peugeot



| | | | | | | | | | | | | | | | | | | | | | | |
|-----|---|-------------|--|----------|-------------|----------|-----------|--|--|--|--|---------|------|-------|----------|----|-----|---|----|----|------|-----|
| 106 | K | 1.4i/1.6iS | e2*93/81*0049*, -/50*, -/51*, -/52*, e2*98/14*0049*, -/50*, -/51*, -/52*, -/210*, -/211* | 1*NFZ | 06.96-12.03 | 5x14 | 165/65R14 | | | | | R1-1277 | | | | 65 | 108 | 4 | 20 | 54 | 6,85 | 239 |
| 107 | | 1.0i/1.4HDi | e11*2001/116*0237*10 | p/p***** | 08.05-06.14 | 4.5 Jx14 | 155/65R14 | | | | | R1-1601 | 4940 | 14163 | T0514017 | 54 | 100 | 4 | 39 | 54 | 7,10 | 197 |
| 108 | | 68VTi/82VTi | e11*2001/116*0237*11 | p***** | 07.14- | 4.5 Jx14 | 165/65R14 | | | | | R1-1930 | 5770 | 14198 | T0514021 | 54 | 100 | 4 | 35 | 54 | 6,60 | 206 |

| | | | | | | | | | | | | | | | | | | | | | |
|----------|-------------------------------|--|--|---------------|-------------|----------|-----------|------------|--|--|---------|------|-------|----------|----|-------|---|----|----|-------|-----|
| 108 | | 68VTi/82VTi | e11*2001/116*0237*11 | p***** | 07.14- | 4.5 Jx15 | 165/60R15 | | | | R1-1931 | 7510 | 15275 | T0515019 | 54 | 100 | 4 | 35 | 40 | 6,95 | 237 |
| 208 | | 1.0VTi/1.2VTi/1.4VTi/1.4HDi/1.6VTi/1.6HDi | e2*2007/46*0070* | C | 04.12- | 6 Jx15 | 185/65R15 | | | | R1-1651 | 8055 | 15195 | P5515045 | 65 | 108 | 4 | 23 | 40 | 8,40 | 218 |
| 208 | | 1.0VTi/1.2VTi/1.4VTi/1.4HDi/1.6HDi/1.6THP/1.6VTi | e2*2007/46*0070* | C | 04.12- | 6 Jx16 | 195/55R16 | | | | R1-1781 | 9493 | 16152 | P5516018 | 65 | 108 | 4 | 23 | 30 | 7,05 | 252 |
| 301 | | 1.2/1.6/1.6DCI | e2*2007/46*0224* | D | 12.12- | 6 Jx15 | 185/65R15 | | | | R1-1651 | 8055 | 15195 | P5515045 | 65 | 108 | 4 | 23 | 40 | 8,40 | 218 |
| 308 | | 1.2VTi/1.6VTi/1.6HDi | e2*2007/46*0405* | L | 10.13- | 6.5 Jx15 | 195/65R15 | | | | R1-1881 | 7823 | 15263 | P5515053 | 65 | 108 | 5 | 42 | 40 | 10,40 | 222 |
| 308 | | 1.2VTi/1.6VTi/1.6HDi/2.0HDi | e2*2007/46*0405* | L | 10.13- | 7 Jx16 | 205/55R16 | | | | R1-1882 | 9833 | 16191 | P5516023 | 65 | 108 | 5 | 44 | 30 | 7,80 | 260 |
| 807 | | 2.0D/2.0HDi/2.0i-16V/2.2HDi/2.2i-16V | e2*98/14*0253* | E/E***** | 09.02- | 6.5 Jx15 | 205/65R15 | 215/65R15 | | | R1-1456 | 9375 | 15152 | P5515041 | 58 | 98 | 5 | 27 | 40 | 8,40 | 266 |
| 807 | | 2.0D/2.0HDi/2.0i-16V/2.2HDi/2.2i-16V | e2*98/14*0253* | E/E***** | 09.02- | 7 Jx16 | 215/60R16 | | | | R1-1470 | | 16050 | | 58 | 98 | 5 | 27 | 30 | 9,65 | 320 |
| 1007 | K | 1.4i/1.4HDi | e2*2001/116*0300* | K | 05.05-12.09 | 5.5 Jx14 | 175/65R14 | | | | R1-1150 | 6215 | 14143 | P5514022 | 65 | 108 | 4 | 24 | 54 | 5,55 | 189 |
| 1007 | | 1.4i/1.4HDi/1.6HDi/1.6i-16V | e2*2001/116*0300* | K | 05.05-12.09 | 6 Jx15 | 185/60R15 | | | | R1-1372 | 8690 | 15101 | P5515037 | 65 | 108 | 4 | 27 | 40 | 7,00 | 216 |
| 2008 | | 1.2-82VTi/1.6-120VTi/1.4HDi-68/1.6HDi-92/100/115 | e2*2007/46*0070*11 | C | 06.13- | 6.5 Jx15 | 195/65R15 | | | | R1-1889 | 7385 | 15261 | P5515052 | 65 | 108 | 4 | 20 | 40 | 6,50 | 239 |
| 2008 | | 1.2-82VTi/1.6-120VTi/1.4HDi-68/1.6HDi-92/100/115/130 | e2*2007/46*0070*11 | C | 06.13- | 6.5 Jx16 | 195/60R16 | | | | R1-1890 | 9432 | 16189 | P5516021 | 65 | 108 | 4 | 20 | 30 | 10,30 | 260 |
| 2008 | N, Koło strukturalne, srebrne | | e2*2007/46*0070*.. | | - | 6.5 Jx16 | 195/60R16 | 205/55/R16 | | | R1-2082 | | | | 65 | 108 | 4 | 20 | 40 | | 400 |
| 2008 | N, Koło strukturalne, czarne | | e2*2007/46*0070*.. | | - | 6.5 Jx16 | 195/60R16 | 205/55/R16 | | | R1-2020 | | 16278 | | 65 | 108 | 4 | 20 | 40 | | 400 |
| 3008 | | 1.2THP/1.6THP/1.6VTi/1.6HDi/2.0HDi/Hybrid | e2*2001/116*0377*, e2*2007/46*0094* | OU/OU*****/HU | 10.07-09.16 | 7 Jx16 | 215/60R16 | | | | R1-1701 | 9783 | 16116 | P5516015 | 65 | 108 | 4 | 32 | 30 | 8,25 | 261 |
| 3008 | | 1.2THP/1.6THP/1.6VTi/1.6HDi/2.0HDi/Hybrid | e2*2001/116*0377*, e2*2007/46*0094* | OU/OU*****/HU | 06.09-09.16 | 7.5 Jx17 | 225/50R17 | | | | R1-1778 | 9943 | 17008 | | 65 | 108 | 4 | 29 | 20 | 9,65 | 340 |
| 4007 | | 2.2HDi-FAP/2.4-16V | e2*2001/116*0357* | V/V***** | 09.07-07.12 | 6.5 Jx16 | 215/70R16 | | | | R1-1753 | 9407 | 16132 | MT516003 | 67 | 114,3 | 5 | 38 | 30 | 9,40 | 385 |
| 4008 | | 1.6/1.6HDi-115/1.8HDi-150 | e2*2007/46*0115* | B | 08.12- | 6.5 Jx16 | 215/70R16 | | | | R1-1880 | 9657 | 16141 | P5516020 | 67 | 114,3 | 5 | 38 | 30 | 9,20 | 390 |
| 5008 | | 1.6VTi/1.6THP/1.6HDi/2.0HDi/Snow Motion | e2*2007/46*0004* | 0/0***** | 11.09-02.17 | 7 Jx16 | 215/55R16 | | | | R1-1769 | 5008 | 16138 | P5516017 | 65 | 108 | 4 | 29 | 30 | 9,20 | 322 |
| 2008 II | | 1.2/1.5D/e-2008 kW 136 | e2*2007/46*0639* | U | 12.18- | 6.5 Jx16 | 215/60R16 | 215/65R16 | | | R1-2059 | 7432 | 16273 | | 65 | 108 | 4 | 32 | 30 | | 260 |
| 206 CC | | 1.6i-16V/2.0i-16V | e2*98/14*0238*, -/239* | 2*NFU/RFN | 03.01-03.07 | 6 Jx15 | 185/55R15 | 195/55R15 | | | R1-1372 | 8690 | 15101 | P5515037 | 65 | 108 | 4 | 27 | 40 | 7,00 | 216 |
| 206 Plus | K, od ABE-NG*02 | 1.1/1.4/1.4HDi | e2*2001/116*0374*02 | 2***** | 01.09-12.12 | 5.5 Jx14 | 175/65R14 | | | | R1-1150 | 6215 | 14143 | P5514022 | 65 | 108 | 4 | 24 | 54 | 5,55 | 189 |
| 206 Plus | do ABE-NG*01 | 1.1/1.4/1.4HDi | e2*2001/116*0374*01 | 2***** | 01.09-12.12 | 5.5 Jx14 | 175/65R14 | | | | R1-1320 | 5990 | 14091 | P5514021 | 65 | 108 | 4 | 34 | 54 | 6,15 | 186 |
| 206 Plus | | 1.4/1.4HDi | e2*2001/116*0374* | 2***** | 01.09-12.12 | 6 Jx15 | 185/60R15 | | | | R1-1372 | 8690 | 15101 | P5515037 | 65 | 108 | 4 | 27 | 40 | 7,00 | 216 |

| Model | Uwagi | Silniki | Numer ABE | Kod projektu | Lata produkcji | Rozmiary felgi | Rozmiary opon | MWP | Alcar | MWD | KPZ | Parametry techniczne | | | | Liczba pakietów | Waga kg | Cena detaliczna netto PLN |
|-------|-------|---------|-----------|--------------|----------------|----------------|---------------|-----|-------|-----|-----|----------------------|-----|----|----|-----------------|---------|---------------------------|
| | | | | | | | | | | | | CH | PCD | ST | ET | | | |

Peugeot (Kontynuacja)

| | | | | | | | | | | | | | | | | | | | | | | |
|-----------------|----|---|--|---|-------------|----------|-----------|-----------|-----------|--|--|---------|------|-------|----------|----|-----|---|----|----|-------|-----|
| 206/SW | | 1.1i/1.4i/1.4HDI/1.6i/1.6i-16V/1.9D/2.0HDI | e2*93/81*0168* do -/171*, -/173*, -/174*, -/085*, e2*98/14*0168*, -/171*, -/173*, -/174*, -/212*, -/237*, -/238*, -/250, -/085*, e2*2001/116*0291*, -/311* | 2*HFZ/HFY/KFX/NFZ/WJZ/RHY/HFX/WJY/KFW/NFU/8HX/KFU/8HZ | 10.98-02.09 | 5.5 Jx14 | 175/65R14 | 185/65R14 | | | | R1-1320 | 5990 | 14091 | PSS14021 | 65 | 108 | 4 | 34 | 54 | 6,15 | 186 |
| 206/SW | | 1.4i/1.6i-16V/1.6HDI/1.6HDiFAP/2.0i-16V/2.0i-16V-Turbo/2.0HDI | e2*98/14*0238*, -/239*, -/174*, e2*2001/116*0269*, -/291*, -/310* | 2*NFU/RFN/RHY/RFK/9H-Z/9HX/KFU | 08.00-02.09 | 6 Jx15 | 185/55R15 | 195/55R15 | | | | R1-1372 | 8690 | 15101 | PSS15037 | 65 | 108 | 4 | 27 | 40 | 7,00 | 216 |
| 207/SW | | 1.4i/1.4i-16V/1.4HDI/1.6VTi/1.6HDI | e2*2001/116*0340* | W***** | 06.06-07.13 | 6 Jx15 | 185/65R15 | | | | | R1-1651 | 8055 | 15195 | PSS15045 | 65 | 108 | 4 | 23 | 40 | 8,40 | 218 |
| 207/SW/CC | | 1.6i-16V/1.6VTi/1.6THP/1.6HDI | e2*2001/116*0340* | W***** | 06.06-06.15 | 6 Jx16 | 195/55R16 | | | | | R1-1640 | 7845 | 16003 | PSS16013 | 65 | 108 | 4 | 27 | 30 | 7,20 | 270 |
| 208 II | N | 1.2/1.5D | | | 10.18- | 6 Jx15 | | | | | | R1-2060 | 6593 | 15303 | | 65 | 108 | 4 | 32 | 40 | 10,40 | 260 |
| 208 II | N | 1.2/1.5D | | | 10.18- | 6.5 Jx16 | | | | | | R1-2061 | 7493 | 16274 | | 65 | 108 | 4 | 38 | 30 | 7,90 | 280 |
| 3008 II | | 1.6BlueHDI/2.0BlueHDI/1.2PureTec/1.6THP EAT6 | e2*2007/46*0534* | M | 11.16- | 7 Jx17 | 215/60R17 | 215/65R17 | 225/60R17 | | | R1-1996 | 9036 | 17025 | PSS17006 | 65 | 108 | 5 | 42 | 25 | 9,20 | 333 |
| 307/SW/Break | | 1.4i/1.4HDI/1.6i-16V/1.6HDI-FAP/2.0i/2.0HDI/2.0HDI-FAP | e2*98/14*0242*, -/243*, -/245*, -/251*, e2*2001/116*0287*, -/288*, -/299*, -/301*, -/333* | 3*NFU/RHY/KFW/8HZ/KFU/9HY/9HZ/9HX/9HV | 09.01-12.08 | 6 Jx15 | 195/65R15 | | | | | R1-1372 | 8690 | 15101 | PSS15037 | 65 | 108 | 4 | 27 | 40 | 7,00 | 216 |
| 307/SW/Break/CC | | 1.4HDI/1.6i-16V/1.6HDI-FAP/2.0i/2.0HDI/2.0HDI-FAP | e2*98/14*0243*, -/244*, -/245*, -/251*, -/252*, e2*2001/116*0235*, -/243*, -/287*, -/299*, -/301*, -/313*, -/333* | 3*NFU/FFN/RHY/8HZ/RHS/9HY/RHR/RFK/9HZ/9HX/RFJ/9HV | 09.01-12.08 | 6.5 Jx16 | 205/55R16 | | | | | R1-1582 | 9695 | 16074 | PSS16003 | 65 | 108 | 4 | 31 | 30 | 13,10 | 258 |
| 308/SW/CC | | 1.4VTi/1.6VTi/1.6HDI/2.0HDI / CC 1.6HDI | e2*2001/116*0362* | 4/4***** | 10.07-12.13 | 6.5 Jx15 | 195/65R15 | | | | | R1-1700 | 7815 | 15207 | PSS15048 | 65 | 108 | 4 | 27 | 40 | 7,70 | 225 |
| 308/SW/CC | | 1.4VTi/1.6VTi/1.6THP/1.6HDI/2.0HDI | e2*2001/116*0362* | 4/4***** | 10.07-12.13 | 7 Jx16 | 205/55R16 | 215/55R16 | | | | R1-1701 | 9783 | 16116 | PSS16015 | 65 | 108 | 4 | 32 | 30 | 8,25 | 261 |
| 407 Coupé | | 2.2i-16V | e2*2001/116*0332* | 6*3FY | 08.05-12.10 | 7 Jx17 | 215/55R17 | | | | | R1-1583 | 9697 | 17004 | PSS17001 | 65 | 108 | 5 | 48 | 25 | 9,40 | 362 |
| 407/Break | | 1.6HDI/1.8i-16V/2.0i-16V/2.0HDI-FAP/Break 1.6HDI/1.8i-16V/2.0i-16V/2.0HDI-FAP | e2*2001/116*0292*, -/0293*, -/0297*, -/0312*, -/328*, -/330*, -/331*, -/336*, -/369* | 6*9HZ/RFZ/RFN/RHR/RHL/RFJ/6FY/9HY/6***** | 04.04-12.10 | 6.5 Jx16 | 205/60R16 | | | | | R1-1476 | 9305 | 16053 | PSS16008 | 65 | 108 | 5 | 44 | 30 | 8,90 | 330 |
| 407/Break | | 2.0i-16V/2.0HDI-FAP/2.2i-16V/3.0iV6-24V/Break 2.0i-16V/2.0HDI-FAP/2.2i-16V/3.0iV6-24V | e2*2001/116*0293*, -/294*, -/295*, -/297*, -/312*, -/328*, -/331*, -/332*, -/346*, -/352* | 6*RHR/XFU/3FZ/RFN/RHL/RFJ/3FY/4HP/4HT/UHZ | 04.04-12.10 | 7 Jx17 | 215/55R17 | | | | | R1-1583 | 9697 | 17004 | PSS17001 | 65 | 108 | 5 | 48 | 25 | 9,40 | 362 |
| 5008 II | | 1.6BlueHDI/2.0BlueHDI/1.2PureTec/1.6THP EAT6 | e2*2007/46*0534* | M | 03.17- | 7 Jx17 | 215/60R17 | 215/65R17 | 225/60R17 | | | R1-1996 | 9036 | 17025 | PSS17006 | 65 | 108 | 5 | 42 | 25 | 9,20 | 333 |
| 508/SW | | 1.6THP/1.6VTi/1.6HDI/2.0HDI | e2*2007/46*0080* | 8 | 05.11- | 7 Jx16 | 215/60R16 | | | | | R1-1782 | 9983 | 16153 | PSS16019 | 65 | 108 | 5 | 47 | 30 | 8,00 | 259 |
| Bipper Tepee | cz | 1.3HDI/1.4i/1.4HDI | e3*2001/116*0272*, e3*2007/46*0012* | A/A***** | 02.08- | 6x15 | 185/65R15 | | | | | R1-1682 | | 15211 | | 58 | 98 | 4 | 44 | 40 | 7,05 | 233 |
| Bipper Tepee | sr | 1.3HDI/1.4i/1.4HDI | e3*2001/116*0272*, e3*2007/46*0012* | A/A***** | 02.08- | 6 Jx15 | 185/65R15 | | | | | R1-1681 | 7680 | 15211 | FLS15013 | 58 | 98 | 4 | 44 | 40 | 7,05 | 234 |


| | | | | | | | | | | | | | | | | | | | | |
|---------------------------|----------------|---|--|---------------------------------------|-------------|----------|-----------|-----------|-----------|----------------|-------|----------|----------|------|-----|----|----|-------|------------|------------|
| Boxer II | | 2.2HDI-100/2.2HDI-120/3.0HDI-160 | e3*2001/116*0233*10, do e3*2007/46*0045*08 | Y | 10.06-03.14 | 6x15 | 205/70R15 | 215/70R15 | 225/70R15 | R1-1635 | 15200 | FL615002 | 71,1 | 118 | 5 | 68 | 40 | 10,40 | 291 | |
| Boxer II | | 2.2HDI-120/3.0HDI-160 | e3*2001/116*0233*10, do e3*2007/46*0045*08 | Y | 10.06-03.14 | 6 Jx16 | 215/75R16 | 225/75R16 | | R1-1636 | 9601 | 16094 | FL616004 | 78,1 | 130 | 5 | 68 | 30 | 12,00 | 339 |
| Expert I Kombi | | 2.0i-16V/2.0HDI | e2*2001/116*0185* | B/B***** | 03.04-01.07 | 6.5 Jx15 | 205/65R15 | | | R1-1643 | 9385 | 15198 | | 58 | 98 | 5 | 31 | 40 | 9,55 | 340 |
| Expert II Tepee | | 1.6HDI-90/2.0HDI-120/2.0HDI-135-FAP/2.0B-140 | e2*2001/116*0349*, e2*2007/46*0046* | X/X***** | 02.07-05.16 | 7 Jx16 | 215/60R16 | | | R1-1675 | 7780 | 16098 | PS616001 | 65 | 108 | 5 | 42 | 30 | 13,70 | 310 |
| Expert Traveller | | 1.6-HDi95/HDi115/2.0-HDi150 | e2*2007/46*0532* | V | 06.16- | 7 Jx16 | 215/65R16 | | | R1-1980 | 7505 | 16237 | PS616003 | 65 | 108 | 5 | 46 | 30 | 10,20 | 280 |
| Expert Traveller | N | 1.5HDi100/1.6-HDi95/HDi115/2.0-HDi120/150/180 | e2*2007/46*0532* | V | 06.16- | 7 Jx17 | 215/60R17 | 225/55R17 | | R1-2046 | 9026 | 17035 | | 65 | 108 | 5 | 46 | 25 | | 350 |
| iOn | na os przednią | iOn | e2*2007/46*0069* | 1 | 01.11- | 4 Jx15 | 145/65R15 | | | R1-1805 | 7160 | 15242 | PS515049 | 56 | 100 | 4 | 35 | 40 | 7,10 | 350 |
| iOn | na os tylną | iOn | e2*2007/46*0069* | 1 | 01.11- | 5 Jx15 | 175/55R15 | | | R1-1806 | 7235 | 15243 | PS515050 | 56 | 100 | 4 | 35 | 40 | 7,20 | 350 |
| Partner I Kombi | | 1.1i/1.4i/1.6i/1.8i/1.9D/2.0HDI | e2*93/81*0060*,-/61*,-/62*,-/133*,-/182*, e2*98/14*0060*,-/61*,-/133*,-/182*,-/202*,-/228*,-/229*,-/230,-/231* | 5*HDZ/DJY/WJZ/KFX/LFX/RHY/KFW/NFU/WJY | 03.96-03.03 | 5.5 Jx14 | 175/65R14 | 175/70R14 | | R1-1278 | 6395 | 14073 | PS614002 | 65 | 108 | 4 | 24 | 54 | 6,90 | 218 |
| Partner I Kombi | | 1.4i/1.6HDI/1.9D/2.0HDI | e2*2001/116*0279*,-/281*,-/282*,-/322,-/338* | G*KFW/WJY/RHY/9HX/9HW | 04.03-12.08 | 5.5 Jx14 | 175/70R14 | | | R1-1278 | 6395 | 14073 | PS614002 | 65 | 108 | 4 | 24 | 54 | 6,90 | 218 |
| Partner I Kombi | | 1.6i/2.0HDI | e2*98/14*0202*,-/230* | 5*NFU/RHY | 01.01-03.03 | 6 Jx15 | 185/65R15 | | | R1-1369 | 8475 | 15085 | PS515039 | 65 | 108 | 4 | 18 | 40 | 8,55 | 250 |
| Partner I Kombi | | 1.6i-16V/1.6HDI/2.0HDI | e2*2001/116*0280*,-/282*,-/322*,-/337* | G*NFU/RHY/9HX/9HW | 04.03-12.08 | 6 Jx15 | 185/65R15 | | | R1-1369 | 8475 | 15085 | PS515039 | 65 | 108 | 4 | 18 | 40 | 8,55 | 250 |
| Partner II Tepee | | 1.6-16V/1.6HDI/Electrique | e2*2001/116*0365*, e2*2007/46*0001* | 7/7***** | 07.08- | 6.5 Jx15 | 195/65R15 | 195/70R15 | 205/65R15 | R1-1735 | 8477 | 15213 | PS615003 | 65 | 108 | 4 | 27 | 40 | 8,25 | 246 |
| Partner II Tepee | | 1.6-16V/1.6HDI | e2*2001/116*0365*, e2*2007/46*0001* | 7/7***** | 07.08- | 6.5 Jx16 | 215/55R16 | | | R1-1663 | 7860 | 16089 | PS516012 | 65 | 108 | 4 | 26 | 25 | 8,95 | 257 |
| Partner III/Rifter | N | 1.5HDI | e2*2007/46*0624* | E | 09.18- | 6.5 Jx15 | 195/65R15 | | | R1-2056 | 5477 | 15302 | PS615004 | 65 | 108 | 5 | 42 | 40 | 10,40 | 260 |
| Partner III/Rifter | N | 1.5HDI | e2*2007/46*0624* | E | 09.18 | 6.5 J 16 | 205/60R16 | 215/65R16 | | R1-1887 | 7460 | 16190 | PS616004 | 65 | 108 | 5 | 47 | 30 | 7,90 | 270 |
| Rifter L1 | | 1.2-PureTech 110/1.5HDI-75/100 | e2*2007/46*0624* | E | 03.19 | 6.5 J 16 | 195/65R15 | | | R1-1887 | 7460 | 16190 | PS616004 | 65 | 108 | 5 | 47 | 30 | 7,90 | 270 |
| Rifter L1/L2 | | 1.2-PureTech 110/1.5HDI-75/100/130 | e2*2007/46*0624* | E | 03.19- | 6.5 Jx15 | 205/60R16 | 215/65R16 | | R1-2056 | 5477 | 15302 | PS615004 | 65 | 108 | 5 | 42 | 40 | 10,40 | 260 |

| Model | Uwagi | Silniki | Numer ABE | Kod projektu | Lata produkcji | Rozmiary felgi | Rozmiary opon | | | MWP | Alcar | MWD | KPZ | Parametry techniczne | | | | Ilość na paczce | Waga kg | Cena detaliczna netto PLN |
|-------|-------|---------|-----------|--------------|----------------|----------------|---------------|--|--|-----|-------|-----|-----|----------------------|-----|----|----|-----------------|---------|---------------------------|
| | | | | | | | | | | | | | | CH | PCD | ST | ET | | | |

Peugeot dostawcze

| | | | | | | | | | | | | | | | | | | | | |
|----------------------------|---|--|---|---|-------------|----------|-----------|-----------|-----------|---------|------|-------|----------|------|-----|---|----|----|-------|-----|
| Bipper | | 1.3HdI/1.4i/1.4HdI | N127, e3*2007/46*0012* | 225L/A | 02.08- | 5.5 Jx14 | 175/70R14 | | | R1-1679 | 6805 | 14179 | FL614004 | 58 | 98 | 4 | 44 | 54 | 5,85 | 145 |
| Bipper | | 1.3HdI/1.4i/1.4HdI | N127, e3*2007/46*0012* | 225L/A | 02.08- | 5.5 Jx14 | 175/70R14 | | | R1-1683 | | 14208 | | 58 | 98 | 4 | 44 | 54 | 5,85 | 162 |
| Bipper | sr | 1.3HdI/1.4i/1.4HdI | N127, e3*2007/46*0012* | 225L/A | 02.08- | 6 Jx15 | 185/65R15 | | | R1-1681 | 7680 | 15211 | FL515013 | 58 | 98 | 4 | 44 | 40 | 7,05 | 234 |
| Boxer II | | 2.2HdI-100/2.2HdI-120/3.0HdI-160 | L771, L772, L936 | 250/250D/250L | 10.06-03.14 | 6x15 | 215/70R15 | 225/70R15 | | R1-1635 | | 15200 | FL615002 | 71,1 | 118 | 5 | 68 | 40 | 10,40 | 291 |
| Boxer II | | 2.2HdI/3.0HdI | do e3*2007/46*0045*08, e3*2007/46*0050* | Y | 07.11-03.14 | 6 Jx16 | 215/75R16 | 225/75R16 | | R1-1636 | 9601 | 16094 | FL616004 | 78,1 | 130 | 5 | 68 | 30 | 12,00 | 339 |
| Boxer II | | 2.2HdI/3.0HdI | L771, L772, L936 | L771/L772/L936 | 10.06-03.14 | 6 Jx16 | 215/75R16 | 225/75R16 | | R1-1636 | 9601 | 16094 | FL616004 | 78,1 | 130 | 5 | 68 | 30 | 12,00 | 339 |
| Boxer II (Facelift) | owalne otwory wentylujące, flow forming | 2.2HdI/3.0HdI | od e3*2001/116*0233*12, od e3*2007/46*0045*10 | Y | 04.14- | 6 Jx15 | 215/75R15 | 225/75R15 | | R1-1908 | | 15273 | FL615007 | 71,1 | 118 | 5 | 68 | 40 | 10,10 | 300 |
| Boxer II (Facelift) | okrągłe otwory wentylacyjne | 2.2HdI/3.0HdI | od e3*2001/116*0233*12, od e3*2007/46*0045*10 | Y | 04.14- | 6 Jx15 | 215/75R15 | 225/75R15 | | R1-1941 | 4012 | 15281 | FL615007 | 71,1 | 118 | 5 | 68 | 40 | 10,45 | 294 |
| Boxer II (Facelift) | indeks nośności 2400 kg | 2.2HdI/3.0HdI | od e3*2001/116*0233*12, od e3*2007/46*0045*10, od e2*2007/46*0050*08 | Y | 04.14- | 6 Jx16 | 215/75R16 | 225/75R16 | | R1-1910 | 7011 | 16209 | FL616009 | 78 | 130 | 5 | 68 | 30 | 13,10 | 370 |
| Boxer II (Facelift) Light | cz | 2.2HdI-110/2.2HdI-130/2.2HdI-150/3.0HdI-175 | e3*2007/46*0045*, e3*2001/116*0233* | Y | 04.14- | 6 Jx16 | 215/75R16 | 221/75R16 | | R1-1909 | 6011 | 16208 | FL616008 | 71,1 | 118 | 5 | 68 | 30 | 11,75 | 380 |
| Expert I (Facelift) | | 1.9D/2.0i-16V/2.0HdI | H174 | 222 | 03.04-01.07 | 6.5 Jx15 | 195/65R15 | 205/65R15 | | R1-1643 | 9385 | 15198 | | 58 | 98 | 5 | 31 | 40 | 9,55 | 340 |
| Expert II skrzynia | | 1.6HdI-90/2.0HdI-FAP-135 | L867 | G9 | 02.07-07.16 | 6.5 Jx15 | 215/65R15 | | | R1-1664 | 7670 | 15201 | PS615002 | 65 | 108 | 5 | 38 | 40 | 9,80 | 309 |
| Expert II skrzynia | | 1.6HdI-90/2.0HdI-120/2.0HdI-135-FAP/2.0B-140 | L867 | G9 | 02.07-07.16 | 7 Jx16 | 215/60R16 | | | R1-1675 | 7780 | 16098 | PS616001 | 65 | 108 | 5 | 42 | 30 | 13,70 | 310 |
| Expert III Traveller/Kombi | | 1.6-HdI95/HdI115/2.0HdI120/HdI150 | e2*2007/46*0532*, -0533* | V | 08.16- | 7 Jx16 | 215/65R16 | | | R1-1980 | 7505 | 16237 | PS616003 | 65 | 108 | 5 | 46 | 30 | 10,20 | 280 |
| Expert III Traveller/Kombi | N | 1.5 HdI1.6HdI/2.0HdI | e2*2007/46*0532*, -0533* | V | - | 7 Jx17 | 215/60R17 | 225/55R17 | | R1-2046 | 9026 | 17035 | | 65 | 108 | 5 | 46 | 25 | | 350 |
| Partner I | | 170C/190C/1.1i/1.4i/1.6i-16V/1.9D/2.0HdI | L083, L162, L163 | M59/M59GL/M59GN | 04.03-12.08 | 5.5 Jx14 | 175/65R14 | | | R1-1278 | 6395 | 14073 | PS614002 | 65 | 108 | 4 | 24 | 54 | 6,90 | 218 |
| Partner I | | 170C 1.1i/1.4i/1.6i/1.9D/2.0HdI/190 C 1.4i/1.9D/2.0HdI | e2*93/81*0060*, -/61*, -/62*, -/133*, -/182*, e2*98/14*0060*, -/61*, -/133*, -/182*, -/202*, -/228*, -/229*, -/230*, -/231*, H420 | 5/5*HDZ/DJY/KFX/LFX/WJZ/RHY/HFX/KFW/NFU/WJY | 03.96-03.03 | 5.5 Jx14 | 165/70R14 | 175/65R14 | 175/70R14 | R1-1278 | 6395 | 14073 | PS614002 | 65 | 108 | 4 | 24 | 54 | 6,90 | 218 |
| Partner II | | 1.6-16V/1.6HdI | N128 | B9 | 07.08- | 6.5 Jx15 | 195/65R15 | 195/70R15 | | R1-1735 | 8477 | 15213 | PS615003 | 65 | 108 | 4 | 27 | 40 | 8,25 | 246 |
| Partner III L1 | N | 1.2-PureTech 110/1.5HdI-100/1.6HdI-75/100 | e2*2007/46*0625* | E | 09.18- | 6.5 Jx15 | 195/65R16 | | | R1-2046 | 9026 | 17035 | | 65 | 108 | 5 | 46 | 25 | | 350 |
| Partner III/Rifter | N | 1.5HdI | e2*2007/46*0624* | E | 09.18- | 6.5 Jx16 | 205/60R16 | | | R1-1887 | 7460 | 16190 | PS616004 | 65 | 108 | 5 | 47 | 30 | 7,90 | 270 |

Renault



| | | | | | | | | | | | | | | | | | | | | |
|------------------------------|---|--|--------------------------------|-----|-------------|----------|-----------|-----------|-----------|----------------|-------|-------|----------|----|-----|---|----|----|------|------------|
| Captur | | 0.9TCe90/1.2TCe120/1.5dCi90 | e2*2001/116*0327* | R | 05.13- | 6.5 Jx16 | 205/60R16 | | | R1-1892 | 8312 | 16193 | RE516020 | 60 | 100 | 4 | 40 | 30 | 7,60 | 257 |
| Capture II | N | TCe100/130/155/dCi95/115 | e2*2007/46*0684* | RJB | 12.19- | 6.5 Jx16 | | | | R1-2076 | | | | 66 | 114 | 5 | 32 | 32 | | 290 |
| Clio II | | 1.2i/1.2i-16V/1.4i-16V/1.5dCi/1.6i-16V/1.9dt | e2*93/81*0126*, e2*98/14*0126* | B | 10.98-12.12 | 5.5x13 | 175/70R13 | | | R1-1213 | 13024 | | | 60 | 100 | 4 | 36 | 54 | 5,70 | 196 |
| Clio II/Campus/Storia | | 1.2eco/1.2LPG/1.2i/1.2i-16V/1.4i-16V/1.5dCi/1.6i-16V/1.9dt / Campus/Storia 1.2eco/1.2LPG/1.2-16V/dCi65 | e2*93/81*0126*, e2*98/14*0126* | B | 10.98-12.12 | 5.5 Jx14 | 165/65R14 | 175/60R14 | 175/65R14 | R1-1132 | 6530 | 14084 | RE514009 | 60 | 100 | 4 | 36 | 54 | 5,85 | 196 |
| Clio II/Campus/Storia | | 1.2eco/1.2LPG/1.2i-16V/1.4i-16V/1.5dCi/1.6i-16V/2.0i-16V Sport / Campus/ Storia 1.2eco/1.2LPG/1.2-16V/dCi65 | e2*98/14*0126* | B | 06.00-12.12 | 6 Jx15 | 185/55R15 | | | R1-1350 | 8175 | 15109 | RE515015 | 60 | 100 | 4 | 43 | 40 | 7,05 | 240 |
| Clio III | | 2.0i-16V/1.9dCi | e2*2001/116*0327* | R | 09.05-06.13 | 6.5 Jx16 | 195/50R16 | | | R1-1612 | 16082 | | | 60 | 100 | 4 | 43 | 30 | 7,60 | 282 |
| Clio III/Grandtour | | 1.2i-16V | e2*2001/116*0327* | R | 09.05-06.13 | 5.5 Jx15 | 165/65R15 | | | R1-1579 | 7935 | 15178 | RE515020 | 60 | 100 | 4 | 43 | 48 | 5,85 | 243 |
| Clio III/Grandtour | | 1.2i-16V/1.5dCi/1.4i-16V/1.6i-16V/2.0i-16V | e2*2001/116*0327* | R | 09.05-06.13 | 6 Jx15 | 175/65R15 | 185/60R15 | | R1-1580 | 7965 | 15179 | RE515021 | 60 | 100 | 4 | 50 | 40 | 5,85 | 243 |
| Clio III/Grandtour | | 1.2i-16V/1.5dCi/1.4i-16V/1.6i-16V/2.0i-16V | od e2*2001/116*0327*46* | R | 09.05-06.13 | 6 Jx15 | 185/60R15 | 185/65R15 | | R1-1611 | 7715 | 15189 | | 60 | 100 | 4 | 43 | 40 | 6,75 | 287 |

Legenda: N = nowe felgi K = końcówka sprzedaży, tylko do wyczerpania zapasów sr = felga w kolorze srebrnym cz = felga w kolorze czarnym info = informacje w przygotowaniu

| Model | Uwagi | Silniki | Numer ABE | Kod projektu | Lata produkcji | Rozmiary felgi | Rozmiary opon | | | MWP | Alcar | MWD | KPZ | Parametry techniczne | | | | Ilość na pakiecie | Waga kg | Cena detaliczna netto PLN |
|-------|-------|---------|-----------|--------------|----------------|----------------|---------------|--|--|-----|-------|-----|-----|----------------------|-----|----|----|-------------------|---------|---------------------------|
| | | | | | | | | | | | | | | CH | PCD | ST | ET | | | |

Renault (Kontynuacja)

| | | | | | | | | | | | | | | | | | | | | | | | |
|-------------------------|---|--|--|-------------|-------------|----------|-----------|-----------|-----------|--|--|--|---------|------|-------|----------|----|-------|---|----|----|-------|------|
| Clio IV/Grandtour | | 0.9TCe90/1.2-16V-75/1.5dCi-75/1.5dCi90 | od e2*2001/116*0327*46* | R | 11.12- | 6 Jx15 | 185/65R15 | | | | | | R1-1855 | 7777 | 15253 | RE515027 | 60 | 100 | 4 | 40 | 40 | 6,05 | 249 |
| Clio V | N | dCi115/SCe65/75/TCe100/130 | e2*2007/46*0676* | RIA | 09.18- | 6 Jx15 | 185/65R15 | | | | | | R1-2045 | 4444 | 15301 | | 60 | 100 | 4 | 31 | 40 | | 259 |
| Clio V | N | dCi85/dCi115/TCe100/TCe100Bifuel/TCe130/TCe65/TCe70 | e2*2007/46*0676* | RIA | 10.19- | 6.5 Jx16 | 195/55R16 | | | | | | R1-2075 | 6666 | 16282 | | 60 | 100 | 4 | 37 | 30 | | INFO |
| Espace | | dCi130-1.6/dCi160-1.6/TCe200-1.6 | e2*2007/46*0470* | RFC | 04.15- | 7 Jx17 | 235/65R17 | | | | | | R1-1946 | 9006 | 17019 | RE517005 | 66 | 114,3 | 5 | 37 | 20 | 8,55 | 325 |
| Espace/Grand Espace | | 1.9dCi/2.0i-16V/2.0T/2.0dCi/2.2dCi/3.0dCi/3.5V6 | e2*98/14*0265* | K | 10.02-03.15 | 7 Jx17 | 225/55R17 | | | | | | R1-1429 | 9135 | 17003 | RE517004 | 60 | 108 | 5 | 50 | 25 | 10,20 | 364 |
| Fluence | | 1.5dCi/1.6-16V/2.0-16V | e2*2001/116*0373* | Z | 06.10- | 6.5 Jx15 | 205/65R15 | | | | | | R1-1734 | 7306 | 15215 | RE515026 | 66 | 114,3 | 5 | 43 | 40 | 7,20 | 243 |
| Fluence | | 1.5dCi/1.6-16V/2.0-16V | e2*2001/116*0373* | Z | 06.10- | 6.5 Jx16 | 205/60R16 | | | | | | R1-1732 | 9563 | 16122 | RE516013 | 66 | 114,3 | 5 | 47 | 30 | 7,10 | 246 |
| Fluence Z.E. | | napęd elektryczny | e2*2007/46*0090* | LZ | 02.12- | 6.5 Jx16 | 205/55R16 | | | | | | R1-1732 | 9563 | 16122 | RE516013 | 66 | 114,3 | 5 | 47 | 30 | 7,10 | 246 |
| Kadjar/Kadjar XMOD | | dCi110/dCi130/TCe130 | e2*2007/46*0475* | RFE | 06.15- | 6.5 Jx16 | 215/65R16 | | | | | | R1-1897 | 7856 | 16201 | NI516005 | 66 | 114,3 | 5 | 40 | 30 | 8,40 | 271 |
| Kangoo | | 1.2i/1.2i-16V/1.4i/1.5dCi/1.9D/1.9dTi | e2*93/81*0164*, e2*98/14*0164* | KC | 04.98-12.09 | 5.5 Jx14 | 165/70R14 | 165/75R14 | 175/65R14 | | | | R1-1132 | 6530 | 14084 | RE514009 | 60 | 100 | 4 | 36 | 54 | 5,85 | 196 |
| Kangoo 4x4 | | 1.6-16V/1.9dCi | e2*98/14*0164* | KC | 10.01- | 5.5x15 | 185/65R15 | | | | | | R1-1433 | | 15150 | | 60 | 100 | 4 | 43 | 40 | 8,40 | 285 |
| Kangoo II | | 1.2TCE/1.5dCi/1.6-8V/1.6-16V/1.6LPG | e2*2001/116*0364*, e2*2007/46*0006* | W | 01.08- | 6 Jx15 | 195/65R15 | | | | | | R1-1712 | 7215 | 15214 | RE515023 | 60 | 108 | 5 | 44 | 48 | 9,10 | 253 |
| Kangoo II/Kangoo be bop | | 1.5dCi/1.6-8V/1.6-16V | e2*2001/116*0364*, e2*2007/46*0006* | W | 04.09- | 6 Jx16 | 205/60R16 | | | | | | R1-1711 | | 16118 | | 60 | 108 | 5 | 44 | 30 | 8,55 | 281 |
| Kangoo III | N | | | | - | 6 Jx15 | | | | | | | R1-2099 | | 15313 | | 66 | 114,3 | 5 | 35 | 40 | | INFO |
| Laguna | | 1.6i-16V/1.9dTi/1.9dCi/2.0i Proaktiv/2.2dT | e2*93/81*0012*, e2*98/14*0012* | B56 | 05.96-02.01 | 6.5 Jx15 | 195/60R15 | 195/65R15 | 205/60R15 | | | | R1-1312 | 9430 | 15064 | RE515014 | 60 | 100 | 4 | 50 | 40 | 7,75 | 231 |
| Laguna Grandtour | | 1.6i-16V/1.9dTi/2.0i Proaktiv | e2*93/81*0011*, e2*98/14*0011* | K56 | 06.96-02.01 | 6.5 Jx15 | 195/60R15 | 195/65R15 | | | | | R1-1312 | 9430 | 15064 | RE515014 | 60 | 100 | 4 | 50 | 40 | 7,75 | 231 |
| Laguna II/Grandtour | | 1.6i-16V/1.8i-16V/1.9dCi/2.0i-16V/2.0dCi/2.2dCi/3.0iV6-24V/Automatic | e2*98/14*0206* | G | 03.01-09.07 | 6.5 Jx16 | 205/55R16 | 205/60R16 | | | | | R1-1187 | 9435 | 16027 | RE516009 | 60 | 108 | 5 | 50 | 40 | 8,40 | 261 |
| Laguna III/Grandtour | | 1.5dCi/1.6-16V/2.0-16V | e2*2001/116*0363* | T | 10.07-10.12 | 6 Jx16 | 195/60R16 | | | | | | R1-1669 | | 16113 | | 66 | 114,3 | 5 | 42 | 30 | 7,60 | 238 |
| Laguna III/Grandtour | | 1.5dCi/1.6-16V/2.0-16V/2.0dCi | e2*2001/116*0363* | T | 10.07- | 7 Jx16 | 205/60R16 | 215/55R16 | 215/60R16 | | | | R1-1670 | 9583 | 16114 | RE516015 | 66 | 114,3 | 5 | 47 | 30 | 7,75 | 264 |
| Latitude | | 2.0-16V/2.0dCi | e2*2001/116*0363* | T | 10.10- | 7 Jx16 | 195/60R16 | 205/60R16 | 215/55R16 | | | | R1-1670 | 9583 | 16114 | RE516015 | 66 | 114,3 | 5 | 47 | 30 | 7,75 | 264 |
| Megane | | Limousine/Classic 1.6/1.6e/1.9D/Cabrio/Coupé 1.6e | e2*93/81*0009*, -/10*, -/72*, -/103* | DA/BA/LA/EA | 01.96-10.02 | 5.5x13 | 165/70R13 | 175/70R13 | | | | | R1-1213 | | 13024 | | 60 | 100 | 4 | 36 | 54 | 5,70 | 196 |
| Megane | | Limousine/Classic 1.4i-16V/1.6i-16V/1.6e/Cabrio/Coupé 1.4i-16V/1.6e | e2*93/81*0009*, -/10*, -/72*, -/103*, e2*98/14*0009*, -/10*, -/72*, -/103* | BA/DA/LA/EA | 01.96-10.02 | 5.5 Jx14 | 175/65R14 | 175/70R14 | 185/60R14 | | | | R1-1132 | 6530 | 14084 | RE514009 | 60 | 100 | 4 | 36 | 54 | 5,85 | 196 |
| Megane | | Limousine/Classic 1.4i-16V/1.6i-16V/1.8i/1.9dTi/1.9dCi/Cabrio/Coupé 1.4i-16V/1.6i-16V/2.0i-16V-dCi | e2*98/14*0009*, -/10*, -/72*, -/103* | BA/DA/LA/EA | 07.99-10.02 | 6 Jx15 | 185/55R15 | 185/60R15 | | | | | R1-1350 | 8175 | 15109 | RE515015 | 60 | 100 | 4 | 43 | 40 | 7,05 | 240 |
| Megane | K | Cabrio 2.0-16V/Coach 2.0-16V | e2*93/81*0010*, -/103*, e2*98/81*0009*, -/10*, -/103* | BA/DA/EA | 01.96-10.02 | 6.5x15 | 185/55R15 | 195/55R15 | | | | | R1-1038 | | 15059 | | 60 | 100 | 4 | 44 | 40 | 8,80 | 265 |

| | | | | | | | | | | | | | | | | | | | | | |
|--|-----------------------------|--|--|------|-------------|----------|-----------|-----------|-----------|--|----------------|------|-------|----------|----|-------|---|----|----|-------|------------|
| Megane Break | | 1.4i-16V/1.9dTi | e2*98/14*0192* | KA | 01.99-05.03 | 5.5 Jx14 | 175/70R14 | | | | R1-1132 | 6530 | 14084 | RE514009 | 60 | 100 | 4 | 36 | 54 | 5,85 | 196 |
| Megane Break | | 1.6i-16V/1.8i/1.9dTi/1.9dCi | e2*98/14*0192* | KA | 08.99-05.03 | 6 Jx15 | 185/60R15 | | | | R1-1350 | 8175 | 15109 | RE515015 | 60 | 100 | 4 | 43 | 40 | 7,05 | 240 |
| Megane II | | 1.4i-16V/1.5dCi/1.6i-16V/1.9dCi/Cabrio 1.6i-16V/1.9dCi | e2*98/14*0272* | M | 11.02-12.08 | 6.5 Jx15 | 195/65R15 | | | | R1-1469 | 8715 | 15153 | RE515019 | 60 | 100 | 4 | 45 | 40 | 8,60 | 230 |
| Megane II | | 1.4i-16V/1.5dCi/1.6i-16V/1.9dCi/2.0i-16V/2.0T-16V/Cabrio 1.6i-16V/1.9dCi/2.0i-16V/2.0T-16V | e2*98/14*0272* | M | 11.02-12.08 | 6.5 Jx16 | 205/55R16 | | | | R1-1468 | 9985 | 16038 | RE516010 | 60 | 100 | 4 | 49 | 30 | 9,85 | 258 |
| Megane II Scenic | | 1.4i-16V/1.5dCi/1.6i-16V | e2*2001/116*0274* | JM | 06.03-12.08 | 6.5 Jx15 | 195/65R15 | | | | R1-1469 | 8715 | 15153 | RE515019 | 60 | 100 | 4 | 45 | 40 | 8,60 | 230 |
| Megane II Scenic/Grand Scenic | | 1.4i-16V/1.5dCi/1.6i-16V/1.9dCi/2.0i-16V/2.0T-16V | e2*2001/116*0274* | JM | 06.03-12.08 | 6.5 Jx16 | 205/55R16 | 205/60R16 | | | R1-1468 | 9985 | 16038 | RE516010 | 60 | 100 | 4 | 49 | 30 | 9,85 | 258 |
| Megane III Scenic | nie pasuje do Scenic i Xmod | 1.5dCi/1.6-16V | e2*2001/116*0379* | JZ | 06.09- | 6.5 Jx15 | 195/65R15 | | | | R1-1734 | 7306 | 15215 | RE515026 | 67 | 114,3 | 5 | 43 | 40 | 7,20 | 243 |
| Megane III Scenic/Grand Scenic/Xmod | | 1.4TCe/1.5dCi/1.6-16V/1.9dCi | e2*2001/116*0379* | JZ | 06.09- | 6.5 Jx16 | 205/55R16 | 205/60R16 | | | R1-1732 | 9563 | 16122 | RE516013 | 67 | 114,3 | 5 | 47 | 30 | 7,10 | 246 |
| Megane III/Coupé/Grandtour | | 1.2TCe1.4TCe/1.5dCi/1.6-16V/2.0-16V/Coupé/Cabrio 1.4TCe/1.5dCi/1.6-16V/2.0-16V | e2*2001/116*0373* | Z | 11.08- | 6.5 Jx15 | 195/65R15 | | | | R1-1734 | 7306 | 15215 | RE515026 | 67 | 114,3 | 5 | 43 | 40 | 7,20 | 243 |
| Megane III/Coupé/Grandtour | | 1.4TCe/1.5dCi/1.6-16V/1.9dCi/2.0-16V/Coupé 1.4TCe/1.5dCi/1.6-16V/1.9dCi/2.0-16V | e2*2001/116*0373* | Z | 11.08- | 6.5 Jx16 | 205/55R16 | | | | R1-1732 | 9563 | 16122 | RE516013 | 67 | 114,3 | 5 | 47 | 30 | 7,10 | 246 |
| Megane IV / Megane Grandtour | | dCi110(1.5d)/Tce100(1.2)/TCe130(1.2) | e2*2007/46*0546* | RFB | 12.15- | 6 Jx15 | 195/65R15 | | | | R1-1955 | 5020 | 15285 | RE515035 | 66 | 114,3 | 5 | 35 | 40 | 7,25 | 239 |
| Megane IV / Megane Grandtour | | dCi110(1.5d)/dCi130(1.6d)/TCe100(1.2)/TCe130(1.2) | e2*2007/46*0546* | RFB | 12.15- | 6.5 Jx16 | 205/55R16 | | | | R1-1956 | 7005 | 16222 | RE516021 | 66 | 114,3 | 5 | 41 | 30 | 6,70 | 259 |
| Megane Scenic | | 1.6i/1.6eRN/RT | e2*93/81*0068*, e2*98/14*0068* | JA | 01.97-07.98 | 5.5 Jx14 | 175/70R14 | | | | R1-1132 | 6530 | 14084 | RE514009 | 60 | 100 | 4 | 36 | 54 | 5,85 | 196 |
| Megane Scenic | | 1.4i-16V/1.6i/1.6e/1.6i-16V/1.9dTi/1.9dCi/2.0i-16V | e2*93/81*0068*, e2*98/14*0068* | JA | 08.99-05.03 | 6 Jx15 | 185/65R15 | 195/60R15 | 205/55R15 | | R1-1350 | 8175 | 15109 | RE515015 | 60 | 100 | 4 | 43 | 40 | 7,05 | 240 |
| Modus/Grand Modus | | 1.2i-16V | e2*2001/116*0319* | P | 09.04-12.12 | 5.5 Jx15 | 165/65R15 | 185/60R15 | | | R1-1579 | 7935 | 15178 | RE515020 | 60 | 100 | 4 | 43 | 48 | 5,85 | 243 |
| Modus/Grand Modus | | 1.2i-16V/1.5dCi/1.4i-16V/1.6i-16V | e2*2001/116*0319* | P | 09.04-12.12 | 6 Jx15 | 175/75R15 | 185/60R15 | | | R1-1580 | 7965 | 15179 | RE515021 | 60 | 100 | 4 | 50 | 40 | 5,85 | 243 |
| Scenic | | dCi110/dCi160 | e2*2007/46*0574 | RFA | 08.16- | 6.5 Jx20 | 195/55R20 | | | | R1-1984 | 9981 | 20001 | RE520001 | 66 | 114,3 | 5 | 33 | 20 | 11,65 | 460 |
| Talisman | | dCi110(1.5d)/dCi130(1.6d) | d11*2007/46*2969* | RFD | 11.15- | 6.5 Jx16 | 215/60R16 | | | | R1-1956 | 7005 | 16222 | RE516021 | 66 | 114,3 | 5 | 41 | 30 | 6,70 | 259 |
| Thalia/Symbol | | 1.4e | e2*98/14*0126* | B | 01.02-12.08 | 5.5x13 | 155/80R13 | 175/70R13 | | | R1-1213 | | 13024 | | 60 | 100 | 4 | 36 | 54 | 5,70 | 196 |
| Thalia/Symbol | | 1.2i-16V/1.4e/1.4i-16V/1.5dCi/1.6i-16V | e2*98/14*0126* | B | 01.02-12.08 | 6 Jx15 | 185/55R15 | | | | R1-1350 | 8175 | 15109 | RE515015 | 60 | 100 | 4 | 43 | 40 | 7,05 | 240 |
| Trafic II | | 2.0i-16V/2.0dCi/2.5dCi | do e2*98/14*0213*47, do e2*2007/46*0014*20 | JL/L | 10.06- | 6 Jx16 | 195/65R16 | 205/65R16 | 215/65R16 | | R1-1373 | 9506 | 16034 | RE616008 | 71 | 118 | 5 | 50 | 30 | 10,65 | 310 |
| Twingo I | | 1.2i/1.2i-16V | e2*98/14*0071* | CO6 | 10.00-08.07 | 5.5 Jx14 | 155/65R14 | | | | R1-1132 | 6530 | 14084 | RE514009 | 60 | 100 | 4 | 36 | 54 | 5,85 | 196 |
| Twingo II | | 1.2/1.2-16V-TCE/1.2-16V-GT/1.5dCi1 | e2*2001/116*0359* | N | 10.07-08.14 | 5.5 Jx14 | 165/65R14 | 175/65R14 | | | R1-1637 | 7320 | 14175 | RE514020 | 60 | 100 | 4 | 29 | 54 | 5,65 | 205 |
| Twingo III | na oś przednią | SCe70/TCe90 | e2*2007/46*0457* | AH | 09.14- | 5 Jx15 | 165/65R15 | | | | R1-1937 | 4001 | 15268 | RE515032 | 60 | 100 | 4 | 38 | 40 | 5,35 | 240 |
| Twingo III | na oś tylną | SCe70/TCe90 | e2*2007/46*0457* | AH | 09.14- | 5.5 Jx15 | 185/60R15 | | | | R1-1938 | 4002 | 15269 | RE515033 | 60 | 100 | 4 | 36 | 40 | 5,75 | 245 |
| Vel Satis | | 2.0i/2.0T/2.0dCi/2.2dCi/3.5i-V6/3.0dCi | e2*98/14*0263*, e2*98/14D0263* | J | 10.02-12.09 | 7 Jx17 | 225/55R17 | | | | R1-1429 | 9135 | 17003 | RE517004 | 60 | 108 | 5 | 50 | 25 | 10,20 | 364 |
| Zoe | | Zoe | e2*2007/46*0251* | AG | 09.12 | 6 J 15 | 185/65R15 | | | | R1-1865 | | 15245 | | 60 | 100 | 4 | 40 | 40 | 6,50 | 247 |
| Zoe | | R110 | e2*2007/46*0681* | AG | 12.19- | 6 Jx15 | 185/65R15 | | | | R1-2081 | 4703 | 15305 | | 66 | 114,3 | 5 | 40 | 40 | | 290 |

Legenda: N = nowe felgi K = końcówka sprzedaży, tylko do wyczerpania zapasów sr = felga w kolorze srebrnym cz = felga w kolorze czarnym info = informacje w przygotowaniu

| Model | Uwagi | Silniki | Numer ABE | Kod projektu | Lata produkcji | Rozmiary felgi | Rozmiary opon | MWP | Alcar | MWD | KPZ | Parametry techniczne | | | | Ilość na pakiecie | Waga kg | Cena detaliczna netto PLN |
|-------|-------|---------|-----------|--------------|----------------|----------------|---------------|-----|-------|-----|-----|----------------------|-----|----|----|-------------------|---------|---------------------------|
| | | | | | | | | | | | | CH | PCD | ST | ET | | | |

Renault dostawcze

| | | | | | | | | | | | | | | | | | | | | |
|------------------------------------|----------------|--|--|----------------|-------------|----------|-----------|-----------|-----------|----------------|------|-------|----------|-------|-------|---|-------|----|-------|-------------|
| Express | N | | | | - | 6 Jx15 | | | | R1-2100 | | 15314 | | 66 | 114,3 | 5 | 40 | 40 | | INFO |
| Kangoo II | | 1.5dCi | e2*2007/46*0006* | W | 08.13- | 6 Jx15 | 195/65R15 | | | R1-1894 | 7575 | 15262 | RE515028 | 60 | 100 | 4 | 44 | 40 | 8,10 | 345 |
| Kangoo II Rapid | | 1.5dCi/1.6-8V/1.6-16V | N196 | FW | 01.08- | 6 Jx15 | 195/65R15 | | | R1-1712 | 7215 | 15214 | RE515023 | 60 | 108 | 5 | 44 | 48 | 9,10 | 253 |
| Kangoo II Rapid | | 1.5dCi/1.6-16V | N196 | FW | 01.08- | 6 Jx16 | 205/60R16 | | | R1-1711 | | 16118 | | 60 | 108 | 5 | 44 | 30 | 8,55 | 281 |
| Kangoo II Z.E. | | Kangoo Z.E./Kangoo Maxi Z.E. | e2*2007/46*0089* | FW | 12.11- | 6 Jx15 | 195/65R15 | | | R1-1712 | 7215 | 15214 | RE515023 | 60 | 108 | 5 | 44 | 48 | 9,10 | 253 |
| Kangoo III | N | | | | - | 6 Jx15 | | | | R1-2099 | | 15313 | | 66 | 114,3 | 5 | 35 | 40 | | INFO |
| Kangoo Rapid/Express/Campus | | 1.2i/1.2i-16V/1.4i/1.5dCi/1.6i-16V/1.9D/1.9dTi | H984, K558 | FC/FCT | 04.98-12.07 | 5.5 Jx14 | 165/70R14 | 165/75R14 | 175/65R14 | R1-1304 | 5960 | 14075 | RE514014 | 60 | 100 | 4 | 36 | 48 | 7,90 | 233 |
| Master | | 2.3-125dCi/2.3-150dCi | e2*2007/46*0016*, -/17*, -/19*, -/20* | MA/MB/MC/MD | 05.10- | 5.5 Jx16 | 195/75R16 | | | R1-1799 | 8733 | 16148 | RE616015 | 142,1 | 200 | 6 | 117 | 25 | 12,25 | 520 |
| Master | | 2.3-100dCi/2.3-125dCi/2.3-150dCi | e2*2007/46*0016*, 17*, -/19*, -/22* | MA/MB/MC/ML | 05.10- | 6.5 Jx16 | 215/65R16 | 225/65R16 | 235/65R16 | R1-1765 | 9133 | 16147 | RE616012 | 89 | 130 | 5 | 66 | 25 | 8,60 | 340 |
| Master | | 2.3-100dCi/2.3-125dCi/2.3-150dCi | e2*2007/46*0016*, -/19*, -/22* | MA/MB/ML | 05.10- | 7 Jx16 | 235/65R16 | | | R1-1764 | 9367 | 16149 | RE616013 | 89 | 130 | 5 | 66 | 25 | 13,35 | 360 |
| Master | | 2.5dCi | e2*2007/46*0015* | D | 03.10- | 6 Jx16 | 205/75R16 | 215/65R16 | 225/65R16 | R1-1172 | 9495 | 16026 | RE616003 | 89 | 130 | 5 | 66 | 30 | 11,95 | 360 |
| Master/Master Kombi | | 1.9dTi/2.2dCi/2.5dCi/2.8dCi/3.0dCi | e2*98/14*0129*, -/204*, H912, H913, H914, K149, K309 | FD/JD/UD/HD/ND | 08.00-04.10 | 6 Jx16 | 195/65R16 | 215/65R16 | 225/65R16 | R1-1172 | 9495 | 16026 | RE616003 | 89 | 130 | 5 | 66 | 30 | 11,95 | 360 |
| Maxity | Gianetti 15927 | Dxi 2,5 / Dxi 3 | e9*2007/46*0035* | F241 | 05.07- | 5 Jx15 | 195/70R15 | | | R1-1833 | | 15238 | RE615005 | 130 | 170 | 5 | 106,5 | 40 | 10,25 | 303 |
| Maxity | | Dxi 2,5 | e9*2007/46*0035* | F241 | 05.07 | 5 J 15 | 195/70R15 | | | R1-1972 | | 15289 | | 130 | 170 | 6 | 106,5 | 40 | 10,40 | 288 |
| Trafic II | | 1.9dCi/2.0dCi/2.0i-16V/2.5dCi | K833, e2*98/14*0213*, e2*2007/46*0014* | FL/JL/L | 10.06 | 6 J 16 | 195/65R16 | 205/65R16 | 215/65R16 | R1-1373 | 9506 | 16034 | RE616008 | 71 | 118 | 5 | 50 | 30 | 10,65 | 310 |
| Trafic III | | 1.6-dCi90/115/120-TwinTurbo/140-TwinTurbo | od e2*2007/46*0014*21, od e2*98/14*0213*48 | L/JL | 09.14- | 6 Jx16 | 205/65R16 | 215/65R16 | | R1-1896 | 7503 | 16202 | RE616016 | 66 | 114,3 | 5 | 50 | 30 | 10,80 | 300 |

Saab



R1-991 R1-1228 R1-1243 R1-1483 R1-1718 R1-1934

| | | | | | | | | | | | | | | | | | | | | | | |
|------------|-------------------|--|------------------------------------|----------------|--|-------------|----------|-----------|-----------|-----------|--|---------|-------|----------|----------|-----|-----|----|------|-----|-------|-----|
| 900 | K | | | | | 09.93-09.96 | 6x15 | | | | | R1-991 | 15077 | | 65 | 110 | 5 | 49 | 8,80 | 195 | | |
| 900 | K | SE2.0/SE2.0-Turbo/SE2.3/SE2.5/Cabrio/Coupé SE2.0/SE2.0-Turbo/SE2.3/SE2.5 | bis e4*95/54*0012*03 | YS3D | | 10.96-02.98 | 6 Jx15 | 185/65R15 | 195/60R15 | | | R1-1228 | 8625 | 15057 | SA515001 | 65 | 110 | 5 | 49 | 40 | 8,30 | 224 |
| 9000 | K | 2.0CS/CD/Turbo/2.3CS/CD/Turbo/3.0-V6/2.3Aero Turbo | D835, D835/1, D835/2, F885 | 9000/9000CS | | 06.85-07.95 | 6x15 | 175/70R15 | 185/65R15 | 195/65R15 | | R1-1243 | 15014 | | | 65 | 108 | 4 | 33 | 40 | 7,90 | 265 |
| 9000 | K | 2.0i/2.0i-Turbo/2.3i/2.3i-Turbo/2.3 Aero Turbo | e11*93/81*0006* | YS3C | | 08.95-12.98 | 6x15 | 195/65R15 | 205/60R15 | | | R1-1243 | 15014 | | | 65 | 108 | 4 | 33 | 40 | 7,90 | 265 |
| 9-3 | K | 2.0i/2.05/2.0-Turbo/2.2TiD/Aero/Coupé 2.0i/2.05/2.0-Turbo/2.3T/Aero/Cabrio 2.0T/Aero | ab 4*95/54*0012*04, e4*98/14*0012* | YS3D | | 03.98-08.02 | 6 Jx15 | 185/65R15 | 195/60R15 | | | R1-1228 | 8625 | 15057 | SA515001 | 65 | 110 | 5 | 49 | 40 | 8,30 | 224 |
| 9-5 | | 2.0TiD | e4*2007/46*0137* | YS3G | | 05.10- | 6.5 Jx16 | 215/60R16 | 225/60R16 | | | R1-1718 | 9623 | 16120 | OP516012 | 67 | 120 | 5 | 41 | 30 | 8,40 | 329 |
| 9-5 | zastępuje R1-1716 | 1.6T/2.0T/2.0TiD/2.0TTiD/AWD 2.0T/AWD2.0TTiD/AWD2.8T V6 | e4*2007/46*0137* | YS3G | | 07.10-12.11 | 7 Jx17 | 225/50R17 | 225/55R17 | | | R1-1934 | 17015 | OP517003 | | 67 | 120 | 5 | 41 | 25 | 10,40 | 347 |
| 9-3 Cabrio | | 1.8T/1.9TiD/2.0T/2.8V6-Turbo | e4*2001/116*0077* | YS3Fx7xx/YS3FC | | 09.03-12.11 | 6.5 Jx16 | 205/55R16 | 215/55R16 | | | R1-1483 | 9455 | 16045 | SA516002 | 65 | 110 | 5 | 41 | 30 | 9,00 | 298 |
| 9-3/9-3X | | 1.8i/1.8T/1.9TiD/2.0T/2.2TiD/2.8V6-Turbo | e4*2001/116*0065* | YS3F | | 09.02-12.11 | 6.5 Jx16 | 205/55R16 | 215/55R16 | 225/55R16 | | R1-1483 | 9455 | 16045 | SA516002 | 65 | 110 | 5 | 41 | 30 | 9,00 | 298 |

| Model | Uwagi | Silniki | Numer ABE | Kod projektu | Lata produkcji | Rozmiary felgi | Rozmiary opon | MWP | Alcar | MWD | KPZ | Parametry techniczne | | | | Liczba na pakiecie | Waga kg | Cena detaliczna netto PLN |
|-------|-------|---------|-----------|--------------|----------------|----------------|---------------|-----|-------|-----|-----|----------------------|-----|----|----|--------------------|---------|---------------------------|
| | | | | | | | | | | | | CH | PCD | ST | ET | | | |

Seat



| | | | | | | | | | | | | | | | | | | | | |
|-----------------------------|---|---|--|--------|-------------|----------|-----------|-----------|-----------|----------------|------|-------|----------|----|-----|---|----|----|-------|------------|
| Alhambra | | 1.8T-20V/1.9TDI/2.0i/2.0TDI/2.8i-V6/Automatic/4x4 | e1*98/14*0036*, e1*2001/116*0036* | 7MS | 08.00-08.10 | 6x16 | 195/60R16 | 215/55R16 | | R1-1408 | 9845 | 16011 | | 57 | 112 | 5 | 53 | 30 | 11,95 | 340 |
| Alhambra II | | 1.4TSI/2.0TDI/2.0TSI/4x4 | e1*2007/46*0402*, e1*2007/46*0435* | 7N | 09.10- | 6.5 Jx16 | 205/60R16 | 215/60R16 | | R1-1723 | 9922 | 16117 | V0516028 | 57 | 112 | 5 | 33 | 30 | 8,25 | 275 |
| Altea Freetrack | | 1.4TSI/1.6TDI | od e9*2001/116*0050*29 | 5P | 04.08- | 6 Jx15 | 195/65R15 | | | R1-1489 | 9165 | 15155 | V0515024 | 57 | 112 | 5 | 47 | 40 | 8,75 | 203 |
| Altea Freetrack/4x4 | | 1.4TSI/1.6TDI/2.0TFSI/2.0TDI/2.0TDI-CR | od e9*2001/116*0050*22 | 5P | 04.08- | 6 Jx16 | 205/55R16 | 205/60R16 | | R1-1492 | 9535 | 16044 | AD516012 | 57 | 112 | 5 | 50 | 30 | 9,50 | 242 |
| Altea Freetrack/4x4 | | 1.4TSI/1.6TDI/2.0TFSI/2.0TDI/2.0TDI-CR | e9*2001/116*0050* | 5P | 09.07- | 6.5 Jx16 | 205/55R16 | 205/60R16 | | R1-1491 | 9915 | 16043 | V0516015 | 57 | 112 | 5 | 50 | 30 | 9,55 | 242 |
| Altea/Altea XL Kombi | | 1.2TSI/1.4/1.4TSI/1.6/1.6TDI/1.8TSI/1.9TDI/2.0TDI/2.0FSI | od e9*2001/116*0050*23 | 5P | 10.08- | 6 Jx15 | 195/65R15 | | | R1-1489 | 9165 | 15155 | V0515024 | 57 | 112 | 5 | 47 | 40 | 8,75 | 203 |
| Altea/Altea XL Kombi | | 1.2TSI/1.4/1.4TSI/1.6/1.6TDI/1.8TSI/1.9TDI/2.0TDI/2.0FSI/4Drive | od e9*2001/116*0050*06 | 5P | 10.08- | 6 Jx16 | 205/55R16 | | | R1-1492 | 9535 | 16044 | AD516012 | 57 | 112 | 5 | 50 | 30 | 9,50 | 242 |
| Altea/Altea XL Kombi | | 1.2TSI/1.4/1.4TSI/1.6/1.6TDI/1.8TSI/1.9TDI/2.0TDI/2.0FSI/4Drive | e9*2001/116*0050* | 5P | 06.04- | 6.5 Jx16 | 205/55R16 | | | R1-1491 | 9915 | 16043 | V0516015 | 57 | 112 | 5 | 50 | 30 | 9,55 | 242 |
| Arona | | 1.0TSI/1.5TSI/1.6TDI | e9*2007/46*3134* | KJ | 12.17- | 6 Jx16 | 195/60R16 | 205/55R16 | 205/60R16 | R1-2034 | 6955 | 16252 | V0516040 | 57 | 100 | 5 | 45 | 30 | 7,40 | 259 |
| Arosa | | 1.0i/1.4i/Automatik | e1*95/54*0049*, e1*98/14*0049*, e9*98/14*0037* | 6H/6HS | 06.97-05.05 | 4.5 Jx13 | 155/70R13 | | | R1-1375 | | 13002 | | 57 | 100 | 4 | 35 | 63 | 6,20 | 210 |
| Ateca | | 1.0TSI/1.4TSI/1.6TDI/2.0TDI/4x4 | e9*2007/46*6394* | 5FP | 07.16- | 6 Jx16 | 215/60R16 | | | R1-1979 | 6665 | 16236 | V0516039 | 57 | 112 | 5 | 43 | 30 | 7,95 | 257 |
| Cordoba | K | 1.0i/1.4i/1.6i/1.8i/1.9SDI | e9*93/81*0001*, e9*98/14*0001* | 6K | 07.93-04.02 | 5x13 | | | | R1-978 | | 13037 | | 57 | 100 | 4 | 38 | | 6,00 | 180 |

| | | | | | | | | | | | | | | | | | | | | | |
|-----------------------|---|---|--------------------------------------|--------|-------------|----------|-----------|-----------|-----------|--|----------------|------|-------|----------|----|-----|---|----|----|-------|------------|
| Exeo/ST | | 1.6/1.8T/2.0TDI-CR/2.0TFSI | e9*2001/116*0072* | 3R | 03.09-12.13 | 7 Jx16 | 195/60R16 | 205/55R16 | | | R1-1754 | 9257 | 16133 | V0516029 | 57 | 112 | 5 | 45 | 24 | 9,45 | 280 |
| Ibiza | K | 1.0i/1.4i/1.6i/1.8i/2.0i | G406, e9*93/81*0001* | 6K | 07.93-06.99 | 5x13 | | | | | R1-978 | | 13037 | | 57 | 100 | 4 | 38 | | 6,00 | 180 |
| Ibiza | K | 1.0i/1.4i/1.6i | e1*98/14*0001* | 6K | 07.99-04.02 | 5x13 | | | | | R1-978 | | 13037 | | 57 | 100 | 4 | 38 | | 6,00 | 180 |
| Ibiza | | 1.0MPI/1.0Eco TSI | e9*2007/46*3134* | KJ | 07.17- | 5 Jx14 | 185/70R14 | | | | R1-2018 | 3055 | 14205 | V0514022 | 57 | 100 | 5 | 38 | 54 | 6,85 | 186 |
| Ibiza | | 1.0MPI/1.0Eco TSI | e9*2007/46*3134* | KJ | 07.17- | 5.5 Jx15 | 185/65R15 | | | | R1-2019 | 4055 | 15299 | V0515032 | 57 | 100 | 5 | 40 | 48 | 6,57 | 226 |
| Ibiza/Cordoba | | 1.2i-6V/1.2i-12V/1.4i-16V/1.4TDI/1.9SDI | e9*98/14*0041*, e9*2001/116*0041* | 6L | 05.02-05.08 | 5 Jx14 | 165/70R14 | | | | R1-1399 | 5210 | 14082 | V0514015 | 57 | 100 | 5 | 35 | 54 | 7,45 | 187 |
| Ibiza/Cordoba | | 1.2i-6V/1.2i-12V/1.4i-16V/1.4TDI/1.6i-16V/1.9SDI/1.9TDI-PD | e9*98/14*0041*, e9*2001/116*0041* | 6L | 05.02-05.08 | 6 Jx14 | 185/60R14 | | | | R1-1200 | 7280 | 14083 | V0514016 | 57 | 100 | 5 | 43 | 48 | 8,20 | 196 |
| Ibiza/Cordoba | | 1.2i-6V/1.2i-12V/1.4i-16V/1.4TDI/1.6i-16V/1.9SDI/1.8-20V-T/1.9TDI-PD | e9*98/14*0041*, e9*2001/116*0041* | 6L | 05.02-05.08 | 6 Jx15 | 185/55R15 | 195/50R15 | 195/55R15 | | R1-1505 | 9545 | 15143 | V0515020 | 57 | 100 | 5 | 43 | 40 | 7,85 | 280 |
| Ibiza/Cordoba | | 1.2i-12V/1.4i-16V/1.4TDI/1.6i-16V/1.8i-20V-T/1.9SDI/1.9TDI-PD | e9*98/14*0041*, e9*2001/116*0041* | 6L | 05.02-05.08 | 6.5 Jx16 | 205/45R16 | | | | R1-1345 | 9680 | 16007 | V0516005 | 57 | 100 | 5 | 42 | 36 | 9,40 | 300 |
| Ibiza/ST | | 1.2-12V/1.4-16V/1.4TDI/1.6-16V/1.6TDI-CR/1.9TDI | e9*2001/116*0067* | 6J | 06.08-06.17 | 5 Jx14 | 165/70R14 | 175/70R14 | | | R1-1399 | 5210 | 14082 | V0514015 | 57 | 100 | 5 | 35 | 54 | 7,45 | 187 |
| Ibiza/ST | | 1.2-12V/1.4-16V/1.4TDI/1.4TSI/1.6-16V/1.6TDI-CR/1.9TDI/2.0TDI-CR | e9*2001/116*0067* | 6J | 06.08-06.17 | 6 Jx15 | 175/65R15 | 185/60R15 | | | R1-1727 | 7760 | 15219 | V0515030 | 57 | 100 | 5 | 38 | 40 | 9,20 | 218 |
| Leon II | | 1.2TSI/1.4/1.4TSI/1.6/1.6LPG/1.6TDI-CR/1.8TSI/1.9TDI/2.0FSDI/2.0TDI | od e9*2001/116*0052*16 | 1P | 10.08-11.12 | 6 Jx15 | 195/65R15 | | | | R1-1489 | 9165 | 15155 | V0515024 | 57 | 112 | 5 | 47 | 40 | 8,75 | 203 |
| Leon II | | 1.2TSI/1.4/1.4TSI/1.6LPG/1.6TDI-CR/1.8TSI/1.9TDI/2.0FSDI/2.0TDI/2.0TDI-CR/2.0TFSI | e9*2001/116*0052* | 1P | 09.05-11.12 | 6 Jx16 | 205/55R16 | | | | R1-1492 | 9535 | 16044 | AD516012 | 57 | 112 | 5 | 50 | 30 | 9,50 | 242 |
| Leon II | | 1.2TSI/1.4/1.4TSI/1.6LPG/1.6TDI-CR/1.8TSI/1.9TDI/2.0FSDI/2.0TDI/2.0TDI-CR/2.0TFSI | e9*2001/116*0052* | 1P | 09.05-11.12 | 6.5 Jx16 | 205/55R16 | | | | R1-1491 | 9915 | 16043 | V0516015 | 57 | 112 | 5 | 50 | 30 | 9,55 | 242 |
| Leon III | | 1.0TSI/1.2TSI/1.4TGI/1.4TSI/1.6TDI/2.0TDI/4-Drive | e9*2007/46*0094* | 5F | 12.12- | 6 Jx15 | 195/65R15 | | | | R1-1850 | 7755 | 15255 | V0515031 | 57 | 112 | 5 | 43 | 40 | 7,25 | 226 |
| Leon III | | 1.2TSI/1.4TGI/1.4TSI/1.6TDI/1.8TSI/2.0TDI/4-Drive | e9*2007/46*0094* | 5F | 12.12- | 6 Jx16 | 205/55R16 | | | | R1-1851 | 8247 | 16177 | V0516034 | 57 | 112 | 5 | 48 | 30 | 7,90 | 257 |
| Leon III | | 1.2TSI/1.4TGI/1.4TSI/1.6TDI/1.8TSI/2.0TDI/4-Drive | e9*2007/46*0094* | 5F | 12.12- | 6.5 Jx16 | 205/55R16 | | | | R1-1852 | 8667 | 16178 | V0516035 | 57 | 112 | 5 | 46 | 30 | 7,75 | 251 |
| Leon IV | | 2.0TDI | e9*2007/46*3167* | KL | 04.20- | 6 Jx15 | 195/65R15 | | | | R1-2087 | 4755 | 15310 | | 57 | 112 | 5 | 43 | 40 | | 240 |
| Leon IV | | 1.5TSI/1.5Hybrid/2.0TDI | e9*2007/46*3167* | KL | 04.20- | 6.5 Jx16 | 205/55R16 | | | | R1-2088 | 6667 | 16275 | | 57 | 112 | 5 | 46 | 30 | | 280 |
| Mii | | 1.0/1.0-Hybrid | e13*2007/46*1168*, e13*2007/46*1183* | AA/AAN | 03.12- | 5 Jx14 | 165/70R14 | 175/65R14 | | | R1-1829 | 6795 | 14190 | V0514021 | 57 | 100 | 4 | 35 | 54 | 5,80 | 194 |
| Tarraco | | 1.4TSI/2.0/2.0TDI/4-Drive | e9*2007/46*6666* | KN | 12.18- | 6.5 Jx17 | 215/65R17 | | | | R1-1981 | 9021 | 17021 | V0517007 | 57 | 112 | 5 | 38 | 25 | 10,80 | 305 |
| Toledo II/Leon | | 1.4i/1.6i-16V/1.9SDi | e9*97/27*0026*, e9*98/14*0026* | 1M | 11.98-11.04 | 6 Jx14 | 175/80R14 | | | | R1-1273 | 7600 | 14057 | V0514009 | 57 | 100 | 5 | 38 | 45 | 7,90 | 234 |
| Toledo II/Leon | | 1.4i-16V/1.6i-16V/1.8i-20V/1.9SDI/1.9TDI/1.9TDI-PD | e9*97/27*0026*, e9*98/14*0026* | 1M | 11.98-11.04 | 6 Jx15 | 195/65R15 | | | | R1-1229 | 8380 | 15051 | V0515011 | 57 | 100 | 5 | 38 | 40 | 8,95 | 207 |
| Toledo II/Leon | | 1.6i-16V/1.8i-20V/1.8T/1.9SDI/1.9TDI/2.8iV6 4x4 | e9*97/27*0026*, e9*98/14*0026* | 1M | 11.98-11.04 | 6.5 Jx16 | 205/55R16 | | | | R1-1345 | 9680 | 16007 | V0516005 | 57 | 100 | 5 | 42 | 36 | 9,40 | 300 |
| Toledo III | | 1.4/1.4TSI/1.6/1.8TSI/1.9TDI/2.0TDI/2.0TSI | od e9*2001/116*0050*23 | 5P | 10.08-12.09 | 6 Jx15 | 195/65R15 | | | | R1-1489 | 9165 | 15155 | V0515024 | 57 | 112 | 5 | 47 | 40 | 8,75 | 203 |
| Toledo III | | 1.4/1.4TSI/1.6/1.8TSI/1.9TDI/2.0TDI/2.0TSI | od e9*2001/116*0050*06 | 5P | 12.04-12.09 | 6 Jx16 | 205/55R16 | | | | R1-1492 | 9535 | 16044 | AD516012 | 57 | 112 | 5 | 50 | 30 | 9,50 | 242 |
| Toledo III | | 1.4/1.4TSI/1.6/1.8TSI/1.9TDI/2.0TDI/2.0TSI | e9*2001/116*0050* | 5P | 12.04-12.09 | 6.5 Jx16 | 205/55R16 | | | | R1-1491 | 9915 | 16043 | V0516015 | 57 | 112 | 5 | 50 | 30 | 9,55 | 242 |
| Toledo IV | | 1.2/1.2TSI/1.4TDI | e11*2007/46*0251* | NH | 12.12- | 5 Jx14 | 175/70R14 | | | | R1-1399 | 5210 | 14082 | V0514015 | 57 | 100 | 5 | 35 | 54 | 7,45 | 187 |
| Toledo IV | | 1.2/1.2TSI/1.4/1.4TSI/1.6TDI | e11*2007/46*0251* | NH | 12.12- | 6 Jx15 | 185/60R15 | 195/55R15 | | | R1-1727 | 7760 | 15219 | V0515030 | 57 | 100 | 5 | 38 | 40 | 9,20 | 218 |

Legenda: N = nowe felgi K = końcówka sprzedaży, tylko do wyczerpania zapasów sr = felga w kolorze srebrnym cz = felga w kolorze czarnym info = informacje w przygotowaniu

| Model | Uwagi | Silniki | Numer ABE | Kod projektu | Lata produkcji | Rozmiary felgi | Rozmiary opon | MWP | Alcar | MWD | KPZ | Parametry techniczne | | | | Ilość na paczce | Waga kg | Cena detaliczna netto PLN |
|-------|-------|---------|-----------|--------------|----------------|----------------|---------------|-----|-------|-----|-----|----------------------|-----|----|----|-----------------|---------|---------------------------|
| | | | | | | | | | | | | CH | PCD | ST | ET | | | |

Škoda



| | | | | | | | | | | | | | | | | | | | | | | |
|------------------------------|---|--|--|--------|-------------|----------|-----------|-----------|-----------|--|--|----------------|------|-------|----------|----|-----|---|----|----|------|-------------|
| Citigo | | 1.0MPI/1.0-Hybrid | e13*2007/46*1169*, e13*2007/46*1184* | AA/AAN | 06.12- | 5 Jx14 | 165/70R14 | 175/65R14 | | | | R1-1829 | 6795 | 14190 | V0514021 | 57 | 100 | 4 | 35 | 54 | 5,80 | 194 |
| Enyaq iV 50 | N | | e8*2007/46*0416*03 | NY | 04.21- | 8 Jx18 | 235/60R18 | | | | | R1-2108 | 9383 | 18005 | | 57 | 112 | 5 | 45 | 20 | | INFO |
| Enyaq iV 50/iV60/iV80 | N | | e8*2007/46*0416*04 | NY | 04.21- | 8 Jx19 | 235/55R19 | | | | | R1-2109 | 9393 | 19004 | | 57 | 112 | 5 | 45 | 20 | | INFO |
| Fabia | | 1.2i/1.4i/1.4i-16V/1.4TDI/1.9SDI | e11*98/14*0123* | 6Y | 12.99-04.07 | 5 Jx14 | 165/70R14 | | | | | R1-1399 | 5210 | 14082 | V0514015 | 57 | 100 | 5 | 35 | 54 | 7,45 | 187 |
| Fabia | | 1.2i/1.4i/1.4i-16V/1.4TDI/1.9SDI/1.9TDI-PD | e11*98/14*0123* | 6Y | 12.99-04.07 | 6 Jx14 | 185/60R14 | | | | | R1-1200 | 7280 | 14083 | V0514016 | 57 | 100 | 5 | 43 | 48 | 8,20 | 196 |
| Fabia II | | 1.2/1.2TSI/1.4-16V/1.4TDI | do e11*2001/116*0291*42, do e11*2007/46*0013*19 | 5J | 05.07-10.14 | 5 Jx14 | 165/70R14 | | | | | R1-1399 | 5210 | 14082 | V0514015 | 57 | 100 | 5 | 35 | 54 | 7,45 | 187 |
| Fabia II | | 1.2/1.2TSI/1.4-16V/1.4TDI/1.6-16V/1.6TDI | do e11*2001/116*0291*42, do e11*2007/46*0013*19 | 5J | 05.07-10.14 | 6 Jx14 | 185/60R14 | | | | | R1-1672 | 7250 | 14174 | V0514020 | 57 | 100 | 5 | 37 | 40 | 7,60 | 223 |
| Fabia II/Scout | | 1.2/1.2TSI/1.4-16V/1.4TDI/1.6-16V/1.6TDI/1.9TDI/RS/Scout 1.2TSI/1.6TDI | do e11*2001/116*0291*42, do e11*2007/46*0013*19 | 5J | 05.07-10.14 | 6 Jx15 | 185/55R15 | 185/60R15 | 195/55R15 | | | R1-1519 | 8000 | 15154 | V0515025 | 57 | 100 | 5 | 43 | 40 | 9,20 | 217 |
| Fabia III | | 1.0MPI/1.2TSI/1.4TDI | od e11*2001/116*0291*43, od e11*2007/46*0013*20 | 5J | 11.14- | 5 Jx14 | 175/70R14 | | | | | R1-1399 | 5210 | 14082 | V0514015 | 57 | 100 | 5 | 35 | 54 | 7,45 | 187 |
| Fabia III | | 1.0MPI/1.2TSI/1.4TDI | od e11*2001/116*0291*43, od e11*2007/46*0013*20 | 5J | 11.14- | 6 Jx15 | 185/60R15 | | | | | R1-1727 | 7760 | 15219 | V0515030 | 57 | 100 | 5 | 38 | 40 | 9,20 | 218 |
| Fabia/RS | | 1.2i/1.4i/1.4i-16V/1.4TDI/1.9SDI/1.9TDI-PD/2.0i | e11*98/14*0123* | 6Y | 12.99-04.07 | 6 Jx15 | 185/55R15 | 195/50R15 | | | | R1-1519 | 8000 | 15154 | V0515025 | 57 | 100 | 5 | 43 | 40 | 9,20 | 217 |
| Fabia/RS | | 1.2i/1.4i/1.4i-16V/1.4TDI/1.9SDI/1.9TDI-PD/2.0i | e11*98/14*0123* | 6Y | 07.03-04.07 | 6.5 Jx16 | 205/45R16 | | | | | R1-1345 | 9680 | 16007 | V0516005 | 57 | 100 | 5 | 42 | 36 | 9,40 | 300 |
| Kamiq | | 1.0-TEC/1.0TSI/1.5TS/1.6TDI | e8*2007/46*0349* | NW | 08.19- | 6 Jx15 | 195/65R15 | | | | | R1-2065 | | 15304 | | 57 | 100 | 5 | 35 | 40 | | 225 |
| Kamiq | | 1.0G-TEC/1.0TSI/1.5TS/1.6TDI | e8*2007/46*0349* | NW | 08.19- | 6 Jx16 | 195/60R16 | 205/60R16 | | | | R1-2066 | 6664 | 16277 | | 57 | 100 | 5 | 35 | 30 | 7,40 | 280 |
| Kamiq | | 1.0TSI/1.5TS/1.6TDI | e8*2007/46*0349*0-0 | NW | 08.19- | 6 Jx16 | 205/55R16 | | | | | R1-2067 | 6977 | 16280 | | 57 | 100 | 5 | 40 | 30 | 7,50 | 270 |

| | | | | | | | | | | | | | | | | | | | | |
|----------------------------|--|---|----|-------------|----------|-----------|-----------|-----------|--|----------------|------|-------|----------|----|-----|---|----|----|-------|------------|
| Karoq | 1.0TSI/1.5TSI/1.6TDI/2.0TDI/4x4 | e18*2007/46*0272* | NU | 11.17- | 6 Jx16 | 215/60R16 | 225/60R16 | | | R1-1979 | 6665 | 16236 | V0516039 | 57 | 112 | 5 | 43 | 30 | 7,95 | 257 |
| Kodiaq | 1.4 TSI/2.0TSI/2.0 TDI/4x4 | e8*2007/46*0249* | NS | 09.16- | 6.5 Jx17 | 215/65R17 | | | | R1-1981 | 9021 | 17021 | V0517007 | 57 | 112 | 5 | 38 | 25 | 10,80 | 305 |
| Octavia II | 1.2TSI/1.4-16V/1.4TSI/1.6MPI/1.6FSI/1.6TDI/1.8TSI/1.9TDI/2.0FSI/2.0TDI/Combi 4x4 | e11*2001/116*0230*, e11*2007/46*0012* | 1Z | 06.04-02.13 | 6 Jx15 | 195/65R15 | | | | R1-1489 | 9165 | 15155 | V0515024 | 57 | 112 | 5 | 47 | 40 | 8,75 | 203 |
| Octavia II | 1.2TSI/1.4-16V/1.4TSI/1.6MPI/1.6FSI/1.6TDI/1.8TSI/1.9TDI/2.0FSI/2.0TDI/Combi 4x4 1.6TDI/1.8TSI/2.0TDI | e11*2001/116*0230*, e11*2007/46*0012* | 1Z | 06.04-02.13 | 6.5 Jx16 | 205/55R16 | | | | R1-1491 | 9915 | 16043 | V0516015 | 57 | 112 | 5 | 50 | 30 | 9,55 | 242 |
| Octavia II/Scout/RS | 1.2TSI/1.4-16V/1.4TSI/1.6MPI/1.6FSI/1.6TDI/1.8TSI/1.9TDI/2.0FSI/2.0TDI/Combi 4x4 1.6TDI/1.8TSI/2.0TDI/Scout 1.8TSI/2.0TDI/RS2.0TFSI/2.0TDI | e11*2001/116*0230*, e11*2007/46*0012* | 1Z | 06.04-02.13 | 6 Jx16 | 205/55R16 | | | | R1-1492 | 9535 | 16044 | AD516012 | 57 | 112 | 5 | 50 | 30 | 9,50 | 242 |
| Octavia III | 1.2TSI/1.6TDI/4x4 | e11*2007/46*0243* | 5E | 03.13- | 6 Jx15 | 195/65R15 | | | | R1-1850 | 7755 | 15255 | V0515031 | 57 | 112 | 5 | 43 | 40 | 7,25 | 226 |
| Octavia III | 1.2TSI/1.4FSI/1.6TDI/1.8TSI/2.0TDI/4x4/Scout | e11*2007/46*0243* | 5E | 03.13- | 6 Jx16 | 205/55R16 | | | | R1-1851 | 8247 | 16177 | V0516034 | 57 | 112 | 5 | 48 | 30 | 7,90 | 257 |
| Octavia III | 1.2TSI/1.4FSI/1.6TDI/1.8TSI/2.0TDI/4x4 | e11*2007/46*0243* | 5E | 03.13- | 6.5 Jx16 | 205/55R16 | | | | R1-1852 | 8667 | 16178 | V0516035 | 57 | 112 | 5 | 46 | 30 | 7,75 | 251 |
| Octavia III | 1.5TSI/2.0TDI | e8*2007/46*0355* | NX | 05.20- | 6.5 Jx16 | 205/60R16 | | | | R1-2088 | 6667 | 16275 | | 57 | 112 | 5 | 46 | 30 | | 280 |
| Octavia/Tour | 1.4i/1.6MPI/1.9SDI/Combi 1.6MPI/1.9SDI | e11*95/54*0066*, e11*2001/116*0066*, e11*2007/46*0011* | 1U | 04.97-12.10 | 6 Jx14 | 175/80R14 | | | | R1-1273 | 7600 | 14057 | V0514009 | 57 | 100 | 5 | 38 | 45 | 7,90 | 234 |
| Octavia/Tour | 1.4i/1.6MPI/1.8i-20V/1.9SDI/1.9TDI/4x4 Combi 1.6MPI/1.8i-20V/1.9SDI/1.9TDI/4x4 | e11*95/54*0066*, e11*2001/116*0066*, e11*2007/46*0011* | 1U | 04.97-12.10 | 6 Jx15 | 195/65R15 | | | | R1-1229 | 8380 | 15051 | V0515011 | 57 | 100 | 5 | 38 | 40 | 8,95 | 207 |
| Octavia/Tour/RS | 1.4i/1.6MPI/1.8i-20V/1.8iRSTurbo/1.9SDI/1.9TDI/4x4 Combi 1.6MPI/1.8i-20V/1.9SDI/1.9TDI/4x4 | e11*95/54*0066*, e11*2001/116*0066*, e11*2007/46*0011* | 1U | 04.97-12.10 | 6.5 Jx16 | 205/55R16 | | | | R1-1345 | 9680 | 16007 | V0516005 | 57 | 100 | 5 | 42 | 36 | 9,40 | 300 |
| Rapid/Spaceback | 1.2MPI/1.2TSI/1.4TDI | e11*2007/46*0250* | NH | 12.12- | 5 Jx14 | 175/70R14 | | | | R1-1399 | 5210 | 14082 | V0514015 | 57 | 100 | 5 | 35 | 54 | 7,45 | 187 |
| Rapid/Spaceback | 1.2MPI/1.2TSI/1.4TSI/1.6TDI | e11*2007/46*0250* | NH | 12.12- | 6 Jx15 | 185/60R15 | 195/55R15 | | | R1-1727 | 7760 | 15219 | V0515030 | 57 | 100 | 5 | 38 | 40 | 9,20 | 218 |
| Roomster | 1.2/1.2TSI/1.4-16V/1.4TDI | e11*2001/116*0291* | 5J | 06.06-04.15 | 5 Jx14 | 175/70R14 | | | | R1-1399 | 5210 | 14082 | V0514015 | 57 | 100 | 5 | 35 | 54 | 7,45 | 187 |
| Roomster | 1.2/1.2TSI/1.4-16V/1.4TDI | e11*2001/116*0291* | 5J | 06.06-04.15 | 6 Jx14 | 185/65R14 | | | | R1-1672 | 7250 | 14174 | V0514020 | 57 | 100 | 5 | 37 | 40 | 7,60 | 223 |
| Roomster/Scout | 1.2/1.2TSI/1.4-16V/1.4TDI/1.6-16V/1.6TDI/1.9TDI Scout 1.2TSI/1.6TDI | e11*2001/116*0291*, e11*2007/46*0013* | 5J | 06.06-04.15 | 6 Jx15 | 185/55R15 | 185/60R15 | 195/55R15 | | R1-1519 | 8000 | 15154 | V0515025 | 57 | 100 | 5 | 43 | 40 | 9,20 | 217 |
| Scala | 1.0TSI/1.5TSI/1.6TDI | e8*2007/46*0349 | NW | 07.19- | 6 Jx15 | 195/65R15 | | | | R1-2065 | | 15304 | | 57 | 100 | 5 | 35 | 40 | | 225 |
| Scala | 1.0TSI/1.5TSI/1.6TDI | e8*2007/46*0349 | NW | 07.19- | 6 Jx16 | 195/60R16 | | | | R1-2066 | 6664 | 16277 | | 57 | 100 | 5 | 35 | 30 | 7,40 | 280 |
| Scala | 1.0TSI/1.0TGI-Hybrid/1.5TSI/1.6TDI | e8*2007/46*0349 | NW | 07.19- | 6 Jx16 | 205/55R16 | | | | R1-2067 | 6977 | | | 57 | 100 | 5 | 40 | 30 | 7,50 | 270 |
| Superb | 1.8i-Turbo/1.9TDI/2.0i/2.0TDI/2.5TDI-V6/2.8i-V6 | e11*98/14*0187* | 3U | 01.02-06.08 | 7x16 | 205/55R16 | | | | R1-1414 | | 16054 | | 57 | 112 | 5 | 37 | 30 | 10,50 | 390 |
| Superb | 1.8i-Turbo/1.9TDI/2.0i/2.0TDI/2.5TDI-V6/2.8i-V6 | e11*98/14*0187* | 3U | 01.02-08.08 | 6 Jx16 | 205/55R16 | | | | R1-1361 | 9490 | 16005 | AD516004 | 57 | 112 | 5 | 40 | 30 | 9,00 | 325 |
| Superb II/Combi | 1.4TSI/1.8TSI/1.9TDI/2.0TDI/2.0TSI / Combi 1.8TSI 4x4/2.0TDI 4x4 | do e11*2001/116*0326*31, e11*2007/46*0014 | 3T | 07.08-04.15 | 6 Jx16 | 205/55R16 | | | | R1-1492 | 9535 | 16044 | AD516012 | 57 | 112 | 5 | 50 | 30 | 9,50 | 242 |
| Superb II/Combi | 1.4TSI/1.8TSI/1.9TDI/2.0TDI/2.0TSI / Combi 1.8TSI 4x4/2.0TDI 4x4 | do e11*2001/116*0326*31, e11*2007/46*0014 | 3T | 07.08-04.15 | 7 Jx16 | 205/55R16 | | | | R1-1754 | 9257 | 16133 | V0516029 | 57 | 112 | 5 | 45 | 24 | 9,45 | 280 |
| Superb III/Combi | 1.4TSI/1.6TDI/2.0TDI/2.0TSI/4x4 | od e11*2001/116*0326*32 | 3T | 05.15 | 6.5 J 16 | 215/60R16 | | | | R1-1921 | 8426 | 16219 | V0516037 | 57 | 112 | 5 | 41 | 30 | 8,05 | 264 |
| Yeti | 1.2TSI/1.6TDI/1.8TSI/2.0TDI/4x4 | e11*2007/46*0010* | 5L | 10.09 | 6 J 16 | 205/55R16 | | | | R1-1492 | 9535 | 16044 | AD516012 | 57 | 112 | 5 | 50 | 30 | 9,50 | 242 |
| Yeti | 1.2TSI/1.6TDI/1.8TSI/2.0TDI/4x4 | e11*2007/46*0010* | 5L | 10.09- | 7 Jx16 | 205/55R16 | 215/60R16 | | | R1-1754 | 9257 | 16133 | V0516029 | 57 | 112 | 5 | 45 | 24 | 9,45 | 280 |

Legenda: N = nowe felgi K = końcówka sprzedaży, tylko do wyczerpania zapasów sr = felga w kolorze srebrnym cz = felga w kolorze czarnym info = informacje w przygotowaniu

| Model | Uwagi | Silniki | Numer ABE | Kod projektu | Lata produkcji | Rozmiary felgi | Rozmiary opon | | | MWP | Alcar | MWD | KPZ | Parametry techniczne | | | | Ilość na paczce | | Cena detaliczna netto PLN |
|-------|-------|---------|-----------|--------------|----------------|----------------|---------------|--|--|-----|-------|-----|-----|----------------------|-----|----|----|-----------------|------|---------------------------|
| | | | | | | | | | | | | | | CH | PCD | ST | ET | liczba | waga | |

Škoda dostawcze


| | | | | | | | | | | | | | | | | | | | | |
|-----------------------|--|----------------------------------|-------------------------|----|-------------|--------|-----------|-----------|-----------|----------------|------|-------|----------|----|-----|---|----|----|------|------------|
| Fabia Praktika | | 1.2i/1.4i/1.4D/1.9D | L164 | 6Y | 03.03-05.07 | 5 Jx14 | 165/70R14 | | | R1-1399 | 5210 | 14082 | V0514015 | 57 | 100 | 5 | 35 | 54 | 7,45 | 187 |
| Fabia Praktika | | 1.2i/1.4TDI | L164 | 6Y | 11.05-05.07 | 6 Jx14 | 185/60R14 | | | R1-1200 | 7280 | 14083 | V0514016 | 57 | 100 | 5 | 43 | 48 | 8,20 | 196 |
| Fabia Praktika | | 1.2i/1.4TDI | L164 | 6Y | 11.05-05.07 | 6 Jx15 | 185/55R15 | 195/50R15 | | R1-1519 | 8000 | 15154 | V0515025 | 57 | 100 | 5 | 43 | 40 | 9,20 | 217 |
| Praktik | | 1.2/1.2TSI/1.4-16V/1.4TDI | e11*2007/46*0013*, N083 | 5J | 05.09-04.15 | 5 Jx14 | 175/70R14 | | | R1-1399 | 5210 | 14082 | V0514015 | 57 | 100 | 5 | 35 | 54 | 7,45 | 187 |
| Praktik | | 1.2/1.2TSI/1.4-16V | od e11*2007/46*0013*04 | 5J | 01.10-04.15 | 6 Jx14 | 185/65R14 | | | R1-1672 | 7250 | 14174 | V0514020 | 57 | 100 | 5 | 37 | 40 | 7,60 | 223 |
| Praktik | | 1.2/1.2TSI/1.4-16V/1.4TDI/1.6TDI | e11*2007/46*0013*, N083 | 5J | 06.07-04.15 | 6 Jx15 | 185/55R15 | 185/60R15 | 195/55R15 | R1-1519 | 8000 | 15154 | V0515025 | 57 | 100 | 5 | 43 | 40 | 9,20 | 217 |

Smart



R1-1574 **R1-1575** **R1-1697** **R1-1698** **R1-1935** **R1-1936**

| | | | | | | | | | | | | | | | | | | | | |
|--------------------------|----------------|--|--|----------|-------------|----------|-----------|--|--|----------------|------|-------|----------|----|-------|---|------|----|------|------------|
| Forfour | | 1.1i/1.3i/1.5i/1.5CDi | e1*2001/116*0263* | 454 | 04.04-07.06 | 5.5 Jx14 | 175/65R14 | | | R1-1574 | 6670 | 14159 | MC514001 | 67 | 114,3 | 4 | 46 | 54 | 6,15 | 290 |
| Forfour | | 1.1i/1.3i/1.5i/1.5CDi | e1*2001/116*0263* | 454 | 04.04-07.06 | 6 Jx15 | 195/50R15 | | | R1-1575 | 7960 | 15177 | MC515005 | 67 | 114,3 | 4 | 46 | 40 | 7,05 | 338 |
| Forfour II (W453) | na oś przednią | 0.9/1.0 | od e1*2001/116*0413*23 | 451 | 11.14- | 5 Jx15 | 165/65R15 | | | R1-1935 | 4003 | 15270 | MC515008 | 60 | 100 | 4 | 32 | 48 | 5,40 | 240 |
| Forfour II (W453) | na oś tylną | 0.9/1.0 | od e1*2001/116*0413*23 | 451 | 11.14- | 5.5 Jx15 | 185/60R15 | | | R1-1936 | 4004 | 15271 | MC515009 | 60 | 100 | 4 | 42 | 40 | 5,70 | 245 |
| Fortwo II | na oś przednią | Coupé 1.0i/1.0mhd/1.0-Brabus/0.8cdi/electric Cabrio 1.0i/1.0mhd/1.0-Brabus/0.8cdi/electric | do e1*2001/116*0413*21, e1*2007/46*0540* | 451/451E | 04.07-10.14 | 4.5 Jx15 | 155/60R15 | | | R1-1697 | 7820 | 15202 | MC515006 | 57 | 112 | 3 | 23,5 | 56 | 6,20 | 277 |
| Fortwo II | na oś tylną | Coupé 1.0i/1.0mhd/1.0-Brabus/0.8cdi/electric Cabrio 1.0i/1.0mhd/1.0-Brabus/0.8cdi/electric | do e1*2001/116*0413*21, e1*2007/46*0540* | 451/451E | 04.07-10.14 | 5.5 Jx15 | 175/55R15 | | | R1-1698 | 7830 | 15203 | MC515007 | 57 | 112 | 3 | 22 | 48 | 6,65 | 282 |
| Fortwo III (C453) | na oś przednią | 0.9/1.0/Cabrio | od e1*2001/116*0413*22 | 451 | 11.14- | 5 Jx15 | 165/65R15 | | | R1-1935 | 4003 | 15270 | MC515008 | 60 | 100 | 4 | 32 | 48 | 5,40 | 240 |
| Fortwo III (C453) | na oś tylną | 0.9/1.0/Cabrio | od e1*2001/116*0413*22 | 451 | 11.14- | 5.5 Jx15 | 185/60R15 | | | R1-1936 | 4004 | 15271 | MC515009 | 60 | 100 | 4 | 42 | 40 | 5,70 | 245 |



| | | | | | | | | | | | | | | | | | | | |
|-------------------------|----------------------------------|--|-------|-------------|----------|-----------|-----------|-----------|----------------|------|-------|----------|-----|-------|---|----|----|------|------------|
| Alto | 1.0 | e6*2001/116*0123* | GF | 04.09-12.14 | 4.5 Jx14 | 155/65R14 | | | R1-1763 | 5400 | 14185 | SU514008 | 54 | 100 | 4 | 45 | 63 | 5,90 | 248 |
| Baleno | 1.0/1.2 | e6*2007/46*0177* | EW | 04.16- | 5 Jx15 | 175/65R15 | | | R1-1977 | 4045 | 15291 | SU515005 | 54 | 100 | 4 | 40 | 40 | 6,55 | 238 |
| Celerio | 1.0 | e6*2007/46*0119* | LF | 12.14- | 5 Jx14 | 165/65R14 | | | R1-1957 | 3000 | 14202 | SU514010 | 54 | 100 | 4 | 45 | 56 | 5,50 | 271 |
| Ignis | 1.3DDiS/1.3i/1.3X-45/1.5i/4x4 | e4*2001/116*0070* | MH | 10.03-12.07 | 4.5 Jx14 | 165/70R14 | | | R1-1586 | 4920 | 14167 | SU514005 | 54 | 100 | 4 | 45 | 48 | 5,90 | 245 |
| Ignis | 1.2 | e4*2007/46*1162* | MF | 01.17- | 5 Jx15 | 175/65R15 | 185/60R15 | 185/65R15 | R1-2013 | 4035 | 15298 | SU515006 | 54 | 100 | 4 | 40 | 48 | 6,23 | 237 |
| Jimny | 1.3i/1.5DDiS/4WD/Cabrio 1.3i/4WD | e6*2007/46*0253* | GJ | 01.19- | 5.5 Jx15 | 195/80R15 | | | R1-2074 | 4865 | 15308 | | 108 | 139,7 | 5 | 5 | 40 | 7,50 | 326 |
| Kizashi | 2.4 4x2MT/4x4CVT | e4*2007/46*0142* | FR | 10.10-12.14 | 6.5 Jx16 | 215/60R16 | | | R1-1823 | 9107 | 16164 | SU516006 | 60 | 114,3 | 5 | 50 | 30 | 9,80 | 331 |
| Splash | 1.0/1.2/1.3DDiS | e4*2001/116*0130*, e4*2007/46*0283* | EX | 05.08-12.14 | 5 Jx14 | 165/70R14 | | | R1-1596 | 5155 | 14162 | SU514007 | 54 | 100 | 4 | 45 | 48 | 6,10 | 217 |
| Splash | 1.0/1.2/1.3DDiS | e4*2001/116*0130* | EX | 05.08-12.14 | 5.5 Jx15 | 185/60R15 | | | R1-1717 | 7380 | 15216 | SU515003 | 54 | 100 | 4 | 50 | 40 | 6,80 | 233 |
| Swift | 1.3i/1.3D/1.5i/4WD | e4*2001/116*0090*, -/102* | EZ/MZ | 05.05-10.10 | 5 Jx14 | 165/70R14 | | | R1-1596 | 5155 | 14162 | SU514007 | 54 | 100 | 4 | 45 | 48 | 6,10 | 217 |
| Swift | 1.20 DITC/1.2 Dualjet | e4*2007/46*1205* | AZ | 05.17- | 5 Jx15 | 175/65R15 | | | R1-2013 | 4035 | 15298 | SU515006 | 54 | 100 | 4 | 40 | 48 | 6,23 | 237 |
| Swift | 1.2/1.2-4x4/1.3DDiS | e4*2007/46*0155*, -/198* | NZ/FZ | 11.10- | 5 Jx15 | 175/65R15 | | | R1-1780 | 6735 | 15234 | SU515004 | 54 | 100 | 4 | 40 | 40 | 7,10 | 249 |
| Swift | 1.2/1.5 | e4*2001/116*0090* | EZ/MZ | 09.05-10.10 | 5.5 Jx15 | 185/60R15 | | | R1-1595 | | 15192 | | 54 | 100 | 4 | 45 | 48 | 6,80 | 237 |
| Swift 1600 Sport | 1.6i-16V | e4*2001/116*0090* | MZ | 07.06-10.10 | 6 Jx15 | 185/60R15 | | | R1-1706 | 7150 | 15210 | SU515002 | 60 | 114,3 | 5 | 50 | 40 | 7,00 | 260 |

| Model | Uwagi | Silniki | Numer ABE | Kod projektu | Lata produkcji | Rozmiary felgi | Rozmiary opon | | | MWP | Alcar | MWD | KPZ | Parametry techniczne | | | | Liczba pakietów | Waga kg | Cena detaliczna netto PLN |
|-------|-------|---------|-----------|--------------|----------------|----------------|---------------|--|--|-----|-------|-----|-----|----------------------|-----|----|----|-----------------|---------|---------------------------|
| | | | | | | | | | | | | | | CH | PCD | ST | ET | | | |

Suzuki (Kontynuacja)

| | | | | | | | | | | | | | | | | | | | | |
|-------------------------|--|---|---------------------------|-------|-------------|----------|-----------|-----------|--|----------------|------|-------|----------|----|-------|---|----|----|-------|------------|
| SX-4 S-Cross | | 1.6/1.6-DDiS/2WD/4WD | do e4*2007/46*0779*03 | JY | 11.13- | 6 Jx16 | 205/60R16 | | | R1-1878 | 8183 | 16185 | SU516007 | 60 | 114,3 | 5 | 50 | 30 | 7,45 | 266 |
| SX-4 S-Cross | | 1.6/1.6-DDiS/2WD/4WD | od e4*2007/46*0779*04 | | - | 6.5 Jx16 | 215/60R16 | | | R1-1947 | 6525 | 16223 | SU516008 | 60 | 114,3 | 5 | 50 | 30 | 7,75 | 262 |
| SX-4/SX4-Classic | | Streetline/City/1.5i/1.6-VVT/1.9-DDiS/2WD | e4*2001/116*0105*, -/124* | EY/GY | 05.06-12.14 | 6 Jx15 | 195/65R15 | | | R1-1706 | 7150 | 15210 | SU515002 | 60 | 114,3 | 5 | 50 | 40 | 7,00 | 260 |
| SX-4/SX4-Classic | | Streetline/City/1.5i/1.6-VVT/1.9-DDiS/2.0-DDiS/2WD / Crossover /1.6-VVT/1.9-DDiS/2.0-DDiS/4WD | e4*2001/116*0105*, -/124* | EY/GY | 05.06-12.14 | 6 Jx16 | 205/60R16 | | | R1-1665 | 8315 | 16096 | SU516004 | 60 | 114,3 | 5 | 50 | 25 | 13,70 | 332 |
| Vitara | | 1.4/1.6/1.6DDiS/4x4 | e4*2007/46*0928* | LY | 04.15- | 6.5 Jx16 | 215/60R16 | | | R1-1947 | 6525 | 16223 | SU516008 | 60 | 114,3 | 5 | 50 | 30 | 7,75 | 262 |
| Wagon R+ | | 1.0i/1.3i/1.3D | e1*2001/116*0311* | H00 | 01.05-03.06 | 4.5 Jx14 | 155/65R14 | 165/60R14 | | R1-1586 | 4920 | 14167 | SU514005 | 54 | 100 | 4 | 45 | 48 | 5,90 | 245 |
| Wagon R+ | | 1.0i/1.3i/1.3i-4x4/1.3DDiS | e4*2001/116*0042* | MM | 09.03-12.04 | 4.5 Jx14 | 155/65R14 | 165/60R14 | | R1-1586 | 4920 | 14167 | SU514005 | 54 | 100 | 4 | 45 | 48 | 5,90 | 245 |

| Model | Uwagi | Silniki | Numer ABE | Kod projektu | Lata produkcji | Rozmiary felgi | Rozmiary opon | MWP | Alcar | MWD | KPZ | Parametry techniczne | | | | Ilość na pakiecie | Waga kg | Cena detaliczna netto PLN |
|-------|-------|---------|-----------|--------------|----------------|----------------|---------------|-----|-------|-----|-----|----------------------|-----|----|----|-------------------|---------|---------------------------|
| | | | | | | | | | | | | CH | PCD | ST | ET | | | |

Toyota (Kontynuacja)

| | | | | | | | | | | | | | | | | | | | | | | |
|-----------------------------|--|--|--|----------------------------------|-------------|----------|-----------|--|--|--|--|---------|-------|-------|----------|-----|-------|---|----|----|-------|-----|
| C-HR | | 1.2-Turbo/1.8-Hybrid/4x4 | e11*2007/46*3641*, e13*2007/46*1765* | AXIT(EU7M)/AXIT(EU/M)- TMG | 12.16- | 6.5 Jx17 | 215/60R17 | | | | | R1-1982 | 9016 | 17022 | T0517001 | 60 | 114,3 | 5 | 45 | 25 | 11,02 | 320 |
| Corolla | | 1.2-Turbo/1.8VVTi-Hybrid | e13*2007/46*2013*, e6*2007/46*0316*, -/318* | ZE1EE(EU/M)-TMG/ZE- 1HE(EU/M) | 04.19- | 6.5 Jx15 | | | | | | R1-2077 | 5580 | | | 60 | 114,3 | 5 | 40 | 40 | | 290 |
| Corolla | | 1.33VVT-i/1.4D-4D/1.6Valvematic | e11*2001/116*0304*09 | E15EJ(a) | 01.14- | 6.5 Jx16 | 205/55R16 | | | | | R1-1862 | 9683 | 16184 | T0516012 | 60 | 114,3 | 5 | 45 | 30 | 9,45 | 287 |
| Corolla | | 1.2-Turbo/1.8VVTi-Hybrid/2.0VVTi-Hybrid | e13*2007/46*2013*, e6*2007/46*0316*, -/318* | ZE1EE(EU/M)-TMG/ZE- 1HE(EU/M) | 04.19- | 7 Jx16 | | | | | | R1-2078 | 8683 | | | 60 | 114,3 | 5 | 40 | 30 | | 310 |
| Corolla III (Toyota Europa) | K | 1.4VVT-i/1.6VVT-i/1.8VVTi-TS/2.0D-4D | e11*98/14*0180*, e11*2001/116*0180* | E12J | 02.02-02.07 | 6x15 | 195/60R15 | | | | | R1-1481 | | | | 54 | 100 | 4 | 45 | 48 | 8,70 | 300 |
| Corolla III (Toyota Europa) | | 1.4VVT-i/1.6VVT-i/1.8VVTi-TS/2.0D-4D | e11*98/14*0179*, -/181*, e11*2001/116*0179*, -/181* | E12U/E12T | 02.02-02.07 | 6x15 | 195/60R15 | | | | | R1-1502 | 15146 | | | 54 | 100 | 4 | 45 | 40 | 8,45 | 318 |
| Corolla III (Toyota Japan) | K | 1.6VVT-i/1.8VVT-i/2.0D-4D | e11*98/14*0178* | E12J1 | 02.02-03.04 | 6x15 | 195/60R15 | | | | | R1-1481 | | | | 54 | 100 | 4 | 45 | 48 | 8,70 | 300 |
| Corolla Verso | dla 2.2D-CAT tylko od ABE- NG*04 | 1.6VVTi/1.8VVTi/2.0D-4D/2.2D-4D/2.2D-CAT | e11*2001/116*0222* | R1 | 04.04-04.09 | 6.5 Jx16 | 205/55R16 | | | | | R1-1652 | 9265 | 16092 | T0516005 | 60 | 114,3 | 5 | 45 | 30 | 8,85 | 347 |
| Hilux | | 2WD 2.5D-4D/4WD 2.5D-4D/4WD 3.0D-4D | e11*2007/46*0148*, -149* | N2(EU,TSAM) N2(EU,TMT) | 11.10- | 6 Jx15 | 205/70R15 | | | | | R1-1975 | 15290 | | | 60 | 114,3 | 5 | 45 | 40 | 11,40 | 333 |
| Hilux | | 2WD 2.5D-4D/4WD 2.5D-4D/4WD 3.0D-4D | e11*2007/46*0148*, -149* | N2(EU,TSAM) N2(EU,TMT) | 11.10- | 6 Jx16 | 205R16C | | | | | R1-1976 | 16234 | | | 106 | 139,7 | 6 | 45 | 30 | 11,95 | 385 |
| IQ | | 1.0VVT-i/1.3VVT-i/1.4D-4D | e6*2001/116*0119* | AJ1(a) | 02.09-05.14 | 5 Jx15 | 175/65R15 | | | | | R1-1756 | 7640 | 15223 | T0515013 | 54 | 100 | 4 | 45 | 48 | 7,30 | 292 |
| Prius II | | 1.5i Hybrid | e11*2001/116*0200* | HW2 | 03.04-05.09 | 6 Jx16 | 195/55R16 | | | | | R1-1755 | 16135 | | | 54 | 100 | 5 | 45 | 30 | 9,10 | 320 |
| Prius III | | 1.8VVT-i Hybrid | do e11*2001/116*0264*08 | XW3(a) | 06.09- | 6 Jx16 | 195/60R16 | | | | | R1-1755 | 16135 | | | 54 | 100 | 5 | 45 | 30 | 9,10 | 320 |
| Prius III | TPMS | 1.8VVT-i Hybrid | od e11*2001/116*0264*09 | XW3(a) | 06.09- | 6 Jx16 | 195/60R16 | | | | | R1-1943 | 7911 | 16220 | T0516014 | 54 | 100 | 5 | 45 | 30 | 9,10 | 370 |
| Prius Plus | | 1.8VVT-i Hybrid | e11*2007/46*0157* | XW4(a) | 03.12- | 6.5 Jx16 | 205/60R16 | | | | | R1-1744 | 7625 | 16134 | T0516010 | 60 | 114,3 | 5 | 39 | 30 | 10,75 | 310 |
| ProAce City Verso | | 1.2T | e2*2007/46*0685* | E | 02.20- | 6.5 Jx15 | 195/65R15 | | | | | R1-2056 | 5477 | 15302 | PS615004 | 65 | 108 | 5 | 42 | 40 | 10,40 | 260 |
| ProAce City Verso | | 1.2T/1.5D | e2*2007/46*0685* | E | 02.20- | 6.5 Jx16 | 215/65R16 | | | | | R1-1887 | 7460 | 16190 | PS616004 | 65 | 108 | 5 | 47 | 30 | 7,90 | 270 |
| RAV4 | | 2.0VVT-i/2.2D-4D/2.2D-CAT | do e6*2001/116*0105*08 | XA3(a) | 03.06-01.13 | 6.5 Jx16 | 215/70R16 | | | | | R1-1667 | 8225 | 16090 | T0516007 | 60 | 114,3 | 5 | 45 | 30 | 8,95 | 434 |
| RAV4 | | 2.0/2.0D-4D/2.2D-4D | od e6*2001/116*0105*09 | XA3(a) | 02.13- | 6.5 Jx17 | 225/65R17 | | | | | R1-1861 | 9987 | 17010 | | 60 | 114,3 | 5 | 39 | 25 | 10,00 | 420 |
| RAV4 | | 2.0/2.5/AWD | e6*2007/46*0289*, e13*2007/46*1991* | XA5(EU/M)/XA5(EU/M)-TMG | 01.19- | 7 Jx17 | 225/65R17 | | | | | R1-2079 | 9998 | 17038 | | 60 | 114,3 | 5 | 35 | 25 | | 361 |


| | | | | | | | | | | | | | | | | | | | |
|--------------------------|--|--|-------------|-------------|----------|-----------|--|--|----------------|------|-------|----------|----|-------|---|----|----|-------|-------------|
| Verso S | 1.33VVTi/1.4D-4D | e11*2007/46*0020* | XP12(a) | 03.11- | 5.5 Jx15 | 185/65R15 | | | R1-1807 | 7210 | 15240 | T0515017 | 54 | 100 | 5 | 45 | 40 | 8,50 | 330 |
| Verso/Verso Life | 1.6D-4D/1.6VVT/1.8VVT/2.0D-4D | e11*2001/116*0350* | AR2 | 05.09- | 6.5 Jx16 | 205/60R16 | | | R1-1744 | 7625 | 16134 | T0516010 | 60 | 114,3 | 5 | 39 | 30 | 10,75 | 310 |
| Yaris II | 1.0VVT-i | e11*2001/116*0248*, e11*2001/116*0249* | XP9/XP9F(a) | 12.05-09.11 | 5 Jx14 | 165/70R14 | | | R1-1606 | 5710 | 14166 | T0514018 | 54 | 100 | 4 | 39 | 54 | 5,95 | 284 |
| Yaris II | 1.0VVT-i/1.3VVT-i/1.4D-4D/1.8VVT-i | e11*2001/116*0248*, e11*2001/116*0249* | XP9/XP9F(a) | 12.05-09.11 | 5.5 Jx15 | 185/60R15 | | | R1-1607 | 7890 | 15190 | T0515011 | 54 | 100 | 4 | 45 | 40 | 8,20 | 236 |
| Yaris III | 1.0VVT-i/1.3VVT-i | e11*2007/46*0152* | XP13M(a) | 10.11- | 5 Jx14 | 175/70R14 | | | R1-1848 | 5975 | 14191 | T0514020 | 54 | 100 | 4 | 39 | 54 | 6,05 | 256 |
| Yaris III | 1.0VVT-i/1.3VVT-i/1.4D-4D/1.5VVT-i/Hybrid | e11*2007/46*0152* | XP13M(a) | 10.11- | 5 Jx15 | 175/65R15 | | | R1-1817 | 7615 | 15241 | T0515018 | 54 | 100 | 4 | 39 | 40 | 6,80 | 237 |
| Yaris IV | 1.5-VVT-iE/Electro | | XP21 | 08.20- | 6 Jx15 | | | | R1-2096 | 7616 | 15311 | | 54 | 100 | 5 | 45 | 40 | | INFO |
| Yaris/Yaris Verso | 1.0i/1.0VVT-i/1.3VVT-i/1.4D-4D/Verso 1.3VVT-i/1.4D-4D/1.5VVT-i | e6*98/14*0064*, -/66*, e6*2001/116*0064*, -/66*, e2*98/14*0248*, e2*2001/116*0248* | P1/P1F/P2 | 04.99-11.05 | 5.5 Jx14 | 175/65R14 | | | R1-1344 | 7010 | 14123 | T0514015 | 54 | 100 | 4 | 45 | 48 | 6,90 | 285 |

Toyota dostawcze

| | | | | | | | | | | | | | | | | | | | |
|--------------------|-----------------|--------------------------|---|-------------|----------|-----------|--|--|----------------|------|-------|----------|----|-----|---|----|----|-------|-------------|
| ProAce | 1.6D/2.0D | e2*2007/46*0537*, -/538* | V | 06.16- | 7 Jx16 | 215/65R16 | | | R1-1980 | 7505 | 16237 | PS616003 | 65 | 108 | 5 | 46 | 30 | 10,20 | 280 |
| ProAce | 1.6D4-D/2.0D4-D | e2*2007/46*0388* | X | 10.13-05.16 | 7 Jx16 | 215/60R16 | | | R1-1675 | 7780 | 16098 | PS616001 | 65 | 108 | 5 | 42 | 30 | 13,70 | 310 |
| ProAce | 1.5D-4D/2.0D-4D | e2*2007/46*0537*, -/538* | V | 06.16- | 7 Jx17 | | | | R1-2046 | 9026 | 17035 | | 65 | 108 | 5 | 46 | 25 | | 350 |
| ProAce City | 1.2T | e2*2007/46*0685* | E | 02.20- | 6.5 Jx15 | 195/65R15 | | | R1-2056 | 5477 | | PS615004 | 65 | 108 | 5 | 42 | 40 | 10,40 | 260 |
| ProAce City | 1.2T/1.5D | e2*2007/46*0685* | E | 02.20- | 6.5 Jx16 | 215/65R16 | | | R1-2094 | 7461 | | | 65 | 108 | 5 | 47 | 30 | 7,90 | INFO |

| Model | Uwagi | Silniki | Numer ABE | Kod projektu | Lata produkcji | Rozmiary felgi | Rozmiary opon | MWP | Alcar | MWD | KPZ | Parametry techniczne | | | | Liczba na paczce | Waga kg | Cena detaliczna netto PLN |
|-------|-------|---------|-----------|--------------|----------------|----------------|---------------|-----|-------|-----|-----|----------------------|-----|----|----|------------------|---------|---------------------------|
| | | | | | | | | | | | | CH | PCD | ST | ET | | | |

Volkswagen



| | | | | | | | | | | | | | | | | | | | | | | |
|---------------|--|---|----|-------------|----------|-----------|-----------|--|--|--|--|----------------|------|-------|----------|----|-----|---|----|----|------|------------|
| Beetle/Cabrio | 1.2TSI/1.4TSI/1.6TDI/2.0TDI/2.0TSI | e1*2007*46*0539* | 16 | 10.11- | 6.5 Jx16 | 205/60R16 | 215/60R16 | | | | | R1-1810 | 9173 | 16162 | V0516033 | 57 | 112 | 5 | 44 | 30 | 8,20 | 340 |
| Bora/Variant | 1.6i/1.6FSI/1.9TDI/1.9TDI-PD/2.0i/2.3iV5/4-motion 1.8i/1.9TDI/1.9TDI-PD/2.3iV5 | e1*96/79*0071*, e1*98/14*0071*, e1*2001/116*0071* | 1J | 10.98-12.04 | 6 Jx15 | 195/65R15 | | | | | | R1-1229 | 8380 | 15051 | V0515011 | 57 | 100 | 5 | 38 | 40 | 8,95 | 207 |
| Bora/Variant | 1.6i/1.6FSI/1.8iV5-Turbo/2.0i/1.9TDI/1.9TDI-PD/2.3iV5/4-motion 1.8i/1.9TDI/1.9TDI-PD/2.3iV5/2.8iV6 | e1*96/79*0071*, e1*98/14*0071*, e1*2001/116*0071* | 1J | 10.98-12.04 | 6.5 Jx16 | 205/55R16 | | | | | | R1-1345 | 9680 | 16007 | V0516005 | 57 | 100 | 5 | 42 | 36 | 9,40 | 300 |

| | | | | | | | | | | | | | | | | | | | | |
|------------------------------------|------------------|---|---|-----|-------------|----------|-----------|-----------|--|----------------|------|-------|----------|----|-----|---|----|----|-------|------------|
| Caddy | N, nośność 650kg | model 2020 | | | 06.20- | 6.5 Jx16 | | | | R1-2092 | | 16288 | | 57 | 112 | 5 | 48 | 30 | 8,00 | 280 |
| Caddy | N, nośność 720kg | model 2020 | | | 06.20- | 6.5 Jx16 | | | | R1-2090 | 8703 | 16287 | | 57 | 112 | 5 | 48 | 30 | 8,85 | 280 |
| Caddy | N | model 2020 | | | 06.20- | 6.5 Jx17 | | | | R1-2091 | 9703 | 17041 | | 57 | 112 | 5 | 49 | 25 | 10,10 | 370 |
| Caddy Generation Four/Beach | | 1.2TSI/1.4TSI/1.4TGI/2.0TDI | od e1*2001/116*0252*42 | 2K | 05.15- | 6 Jx15 | 195/65R15 | | | R1-1489 | 9165 | 15155 | V0515024 | 57 | 112 | 5 | 47 | 40 | 8,75 | 203 |
| Caddy Generation Four/Beach | | 1.2TSI/1.4TSI/1.4TGI/2.0TDI/4-motion | od e1*2001/116*0252*42 | 2K | 05.15- | 6 Jx16 | 205/55R16 | | | R1-1731 | 9702 | 16127 | V0616021 | 57 | 112 | 5 | 50 | 30 | 8,00 | 268 |
| Caddy Life | | 1.4i/1.6i/1.9TDI/2.0SDI/2.0Ecofuel/4-motion | do e1*2001/116*0252*41 | 2K | 12.03-04.15 | 6 Jx15 | 195/65R15 | | | R1-1489 | 9165 | 15155 | V0515024 | 57 | 112 | 5 | 47 | 40 | 8,75 | 203 |
| Caddy Life/Maxi | | 1.4/1.6/1.9TDI/2.0TDI/Ecofuel/4-motion / Maxi 1.6/1.9TDI/2.0TDI/Ecofuel/4-motion | do e1*2001/116*0252*41 | 2K | 01.08-04.15 | 6 Jx16 | 205/55R16 | | | R1-1731 | 9702 | 16127 | V0616021 | 57 | 112 | 5 | 50 | 30 | 8,00 | 268 |
| EOS | | 1.4TSI/1.6FSI/2.0FSI/2.0TFSI/2.0TDI/3.2V6 | e1*2001/116*0349* | 1F | 05.06- | 6.5 Jx16 | 205/55R16 | | | R1-1597 | 8425 | 16077 | V0516025 | 57 | 112 | 5 | 42 | 30 | 9,65 | 250 |
| Fox | | 1.2i/1.4i/1.4TDI | e1*2001/116*0301* | 5Z | 05.05-04.11 | 5 Jx14 | 165/70R14 | 175/70R14 | | R1-1399 | 5210 | 14082 | V0514015 | 57 | 100 | 5 | 35 | 54 | 7,45 | 187 |
| Fox | | 1.2i/1.4i/1.4TDI | e1*2001/116*0301* | 5Z | 05.05-04.11 | 6 Jx14 | 185/60R14 | | | R1-1200 | 7280 | 14083 | V0514016 | 57 | 100 | 5 | 43 | 48 | 8,20 | 196 |
| Fox | | 1.2i/1.4i/1.4TDI | e1*2001/116*0301* | 5Z | 05.05-04.11 | 6 Jx15 | 195/55R15 | | | R1-1505 | 9545 | 15143 | V0515020 | 57 | 100 | 5 | 43 | 40 | 7,85 | 280 |
| Golf IV | | 1.4i/1.6i/1.9SDI | e1*96/79*0071*, e1*98/14*0071*, e1*2001/116*0071* | 1J | 10.97-11.03 | 6 Jx14 | 175/80R14 | | | R1-1273 | 7600 | 14057 | V0514009 | 57 | 100 | 5 | 38 | 45 | 7,90 | 234 |
| Golf IV/Variant | | 1.4i/1.6i/1.6FSI/1.8i/1.9SDI/1.9TDI/1.9TDI-PD/2.3iV5/4-motion 1.8i/1.9TDI/1.9TDI-PD | e1*96/79*0071*, e1*98/14*0071*, e1*2001/116*0071* | 1J | 10.97-11.03 | 6 Jx15 | 195/65R15 | | | R1-1229 | 8380 | 15051 | V0515011 | 57 | 100 | 5 | 38 | 40 | 8,95 | 207 |
| Golf IV/Variant | | 1.4i/1.6i/1.6FSI/1.8i/1.8iGTI/1.9SDI/1.9TDI/1.9TDI-PD/2.3iV5/4-motion 1.8i/1.9TDI/1.9TDI-PD/2.3iV5/2.8iV6 | e1*96/79*0071*, e1*98/14*0071*, e1*2001/116*0071* | 1J | 10.97-11.03 | 6.5 Jx16 | 205/55R16 | | | R1-1345 | 9680 | 16007 | V0516005 | 57 | 100 | 5 | 42 | 36 | 9,40 | 300 |
| Golf V | | 1.4i/1.6i/1.6FSI/1.8i/1.9SDI/1.9TDI/1.9TDI-PD/2.3iV5/4-motion 1.8i/1.9TDI/1.9TDI-PD | do e1*2001/116*0242*24 | 1K | 12.03-09.08 | 6 Jx15 | 195/65R15 | 205/60R15 | | R1-1489 | 9165 | 15155 | V0515024 | 57 | 112 | 5 | 47 | 40 | 8,75 | 203 |
| Golf V | | 1.4i/1.4FSI/1.4TSI/1.6i/1.6FSI/1.9TDI/2.0FSI/2.0SDI/2.0TDI/2.0GTI/4-motion 1.9TDI/2.0TDI/2.0FSI | do e1*2001/116*0242*24 | 1K | 12.03-09.08 | 6 Jx16 | 205/55R16 | | | R1-1492 | 9535 | 16044 | AD516012 | 57 | 112 | 5 | 50 | 30 | 9,50 | 242 |
| Golf V | | 1.4i/1.4FSI/1.4TSI/1.6i/1.6FSI/1.9TDI/2.0FSI/2.0SDI/2.0TDI/4-motion 1.9TDI/2.0TDI/2.0FSI | do e1*2001/116*0242*24 | 1K | 12.03-09.08 | 6.5 Jx16 | 205/55R16 | | | R1-1491 | 9915 | 16043 | V0516015 | 57 | 112 | 5 | 50 | 30 | 9,55 | 242 |
| Golf V Plus/Cross | | 1.4i/1.4TSI/1.6i/1.6FSI/1.9TDI/2.0FSI/2.0TDI/Cross 1.4TSI/1.6/1.9TDI/2.0TDI | do e1*2001/116*0304*13 | 1KP | 02.05-12.08 | 6 Jx15 | 195/65R15 | 205/60R15 | | R1-1489 | 9165 | 15155 | V0515024 | 57 | 112 | 5 | 47 | 40 | 8,75 | 203 |
| Golf V Plus/Cross | | 1.4i/1.4TSI/1.6i/1.6FSI/1.9TDI/2.0FSI/2.0TDI/Cross 1.4TSI/1.6/1.9TDI/2.0TDI | do e1*2001/116*0304*13 | 1KP | 02.05-12.08 | 6 Jx16 | 205/55R16 | | | R1-1492 | 9535 | 16044 | AD516012 | 57 | 112 | 5 | 50 | 30 | 9,50 | 242 |
| Golf V Plus/Cross | | 1.4i/1.4TSI/1.6i/1.6FSI/1.9TDI/2.0FSI/2.0TDI/Cross 1.4TSI/1.6/1.9TDI/2.0TDI | do e1*2001/116*0304*13 | 1KP | 02.05-12.08 | 6.5 Jx16 | 205/55R16 | | | R1-1491 | 9915 | 16043 | V0516015 | 57 | 112 | 5 | 50 | 30 | 9,55 | 242 |
| Golf V Variant | | 1.4/1.4TSI/1.6/1.9TDI/2.0TDI | do e1*2001/116*0328*14 | 1KM | 05.07-08.09 | 6 Jx15 | 195/65R15 | 205/60R15 | | R1-1489 | 9165 | 15155 | V0515024 | 57 | 112 | 5 | 47 | 40 | 8,75 | 203 |
| Golf V Variant | | 1.4/1.4TSI/1.6/1.9TDI/2.0TDI/2.0TSI/4-motion 1.9TDI | do e1*2001/116*0328*14 | 1KM | 05.07-08.09 | 6 Jx16 | 205/55R16 | | | R1-1492 | 9535 | 16044 | AD516012 | 57 | 112 | 5 | 50 | 30 | 9,50 | 242 |
| Golf V Variant | | 1.4/1.4TSI/1.6/1.9TDI/2.0TDI/2.0TSI/4-motion 1.9TDI | do e1*2001/116*0328*14 | 1KM | 05.07-08.09 | 6.5 Jx16 | 205/55R16 | | | R1-1491 | 9915 | 16043 | V0516015 | 57 | 112 | 5 | 50 | 30 | 9,55 | 242 |
| Golf VI Cabrio | | 1.2TSI/1.4TSI/1.6TDI/2.0TDI | e1*2001/116*0242* | 1K | 06.11- | 6 Jx15 | 195/65R15 | 205/60R15 | | R1-1489 | 9165 | 15155 | V0515024 | 57 | 112 | 5 | 47 | 40 | 8,75 | 203 |
| Golf VI Cabrio | | 1.2TSI/1.4TSI/1.6TDI/2.0GTI/2.0TDI/2.0TSI | e1*2001/116*0242* | 1K | 06.11- | 6 Jx16 | 205/55R16 | | | R1-1492 | 9535 | 16044 | AD516012 | 57 | 112 | 5 | 50 | 30 | 9,50 | 242 |

Legenda: N = nowe felgi K = końcówka sprzedaży, tylko do wyczerpania zapasów sr = felga w kolorze srebrnym cz = felga w kolorze czarnym info = informacje w przygotowaniu

| Model | Uwagi | Silniki | Numer ABE | Kod projektu | Lata produkcji | Rozmiary felgi | Rozmiary opon | MWP | Alcar | MWD | KPZ | Parametry techniczne | | | | Liczba pakietów | Waga kg | Cena detaliczna netto PLN |
|-------|-------|---------|-----------|--------------|----------------|----------------|---------------|-----|-------|-----|-----|----------------------|-----|----|----|-----------------|---------|---------------------------|
| | | | | | | | | | | | | CH | PCD | ST | ET | | | |

Volkswagen (Kontynuacja)

| | | | | | | | | | | | | | | | | | | | | | | |
|-----------------------------------|---|---|--|---------|-------------|----------|-----------|-----------|--|--|--|----------------|------|-------|----------|----|-----|---|----|----|------|-------------|
| Golf VI Cabrio | | 1.2TSI/1.4TSI/1.6TDI/2.0GTI/2.0TDI/2.0TSI | e1*2001/116*0242* | 1K | 06.11- | 6.5 Jx16 | 205/55R16 | | | | | R1-1491 | 9915 | 16043 | V0516015 | 57 | 112 | 5 | 50 | 30 | 9,55 | 242 |
| Golf VI Variant | | 1.2TSI/1.4/1.4TSI/1.6/1.6TDI | od e1*2001/116*0328*15 | 1KM | 09.09-04.14 | 6 Jx15 | 195/65R15 | 205/60R15 | | | | R1-1489 | 9165 | 15155 | V0515024 | 57 | 112 | 5 | 47 | 40 | 8,75 | 203 |
| Golf VI Variant | | 1.2TSI/1.4/1.4TSI/1.6/1.6TDI/2.6TDI-4-motion/2.0TDI | od e1*2001/116*0328*15, do 1*2007/46*0492*05 | 1KM | 09.09-04.14 | 6 Jx16 | 205/55R16 | | | | | R1-1492 | 9535 | 16044 | AD516012 | 57 | 112 | 5 | 50 | 30 | 9,50 | 242 |
| Golf VI Variant | | 1.2TSI/1.4/1.4TSI/1.6/1.6TDI/2.6TDI-4-motion/2.0TDI | od e1*2001/116*0328*15, do 1*2007/46*0492*05 | 1KM | 09.09-04.14 | 6.5 Jx16 | 205/55R16 | | | | | R1-1491 | 9915 | 16043 | V0516015 | 57 | 112 | 5 | 50 | 30 | 9,55 | 242 |
| Golf VI/Plus/Cross | | 1.2TSI/1.4/1.4TSI/1.6/1.6BiFuel/1.6TDI/2.0TDI/Plus 1.2TSI/1.4/1.4TSI/1.6/1.6Bi-Fuel/1.6TDI/2.0TDI | od e1*2001/116*0242*25, od -/304*14, do e1*2007/46*0490*04 | 1K/1KP | 10.08-04.14 | 6 Jx15 | 195/65R15 | 205/60R15 | | | | R1-1489 | 9165 | 15155 | V0515024 | 57 | 112 | 5 | 47 | 40 | 8,75 | 203 |
| Golf VI/Plus/Cross | | 1.2TSI/1.4/1.4TSI/1.6/1.6TDI/2.0TDI/2.0GTD/2.0GTI/4-motion/Plus 1.2TSI/1.4/1.4TSI/1.6/1.6BiFuel/1.6TDI/2.0TDI | od e1*2001/116*0242*25, od -/304*14, do e1*2007/46*0490*04, -/491* | 1K/1KP | 10.08-04.14 | 6 Jx16 | 205/55R16 | | | | | R1-1492 | 9535 | 16044 | AD516012 | 57 | 112 | 5 | 50 | 30 | 9,50 | 242 |
| Golf VI/Plus/Cross | | 1.2TSI/1.4/1.4TSI/1.6/1.6TDI/2.0TDI/2.0GTD/2.0GTI/4-motion/Plus 1.2TSI/1.4/1.4TSI/1.6/1.6BiFuel/1.6TDI/2.0TDI | od e1*2001/116*0242*25, od -/304*14, do e1*2007/46*0490*04, -/491* | 1K/1KP | 10.08-04.14 | 6.5 Jx16 | 205/55R16 | | | | | R1-1491 | 9915 | 16043 | V0516015 | 57 | 112 | 5 | 50 | 30 | 9,55 | 242 |
| Golf VII | | 1.2TSI/1.4TSI/1.6TDI/2.0TDI/2.0GTI/4-motion/e-Golf (85kW) | e1*2007/46*0623*, od e1*2007/0490*05 | AU/1K | 12.12- | 6 Jx16 | 205/55R16 | | | | | R1-1851 | 8247 | 16177 | V0516034 | 57 | 112 | 5 | 48 | 30 | 7,90 | 257 |
| Golf VII | | 1.2TSI/1.4TSI/1.6TDI/2.0TDI/2.0GTI/4-motion/e-Golf (85kW) | e1*2007/46*0623*, od e1*2007/0490*05 | AU/1K | 12.12- | 6.5 Jx16 | 205/55R16 | | | | | R1-1852 | 8667 | 16178 | V0516035 | 57 | 112 | 5 | 46 | 30 | 7,75 | 251 |
| Golf VII | | 1.2TSI/1.4TSI/1.6TDI/2.0TDI/4-motion/e-Golf (85kW) | e1*2007/46*0623*, od e1*2007/0490*05 | AU/1K | 12.12- | 6 Jx15 | 195/65R15 | | | | | R1-1850 | 7755 | 15255 | V0515031 | 57 | 112 | 5 | 43 | 40 | 7,25 | 226 |
| Golf VII T-Roc | | | E13*2007/46*1845* | A1 | 11.17- | 6 Jx16 | 205/60R16 | | | | | R1-1979 | 6665 | 16236 | V0516039 | 57 | 112 | 5 | 43 | 30 | 7,95 | 257 |
| Golf VII Variant/Sportsvan | | 1.2TSI/1.4TSI/1.4TGI/1.6TDI/2.0TDI/4-motion | e1*2007/46*0627*, od e1*2007/46*0492*06 | AUV/1KM | 05.14- | 6 Jx15 | 195/65R15 | | | | | R1-1850 | 7755 | 15255 | V0515031 | 57 | 112 | 5 | 43 | 40 | 7,25 | 226 |
| Golf VII Variant/Sportsvan | | 1.2TSI/1.4TSI/1.4TGI/1.6TDI/2.0TDI/4-motion | e1*2007/46*0627*, od e1*2007/46*0492*06 | AUV/1KM | 05.14- | 6 Jx16 | 205/55R16 | | | | | R1-1851 | 8247 | 16177 | V0516034 | 57 | 112 | 5 | 48 | 30 | 7,90 | 257 |
| Golf VII Variant/Sportsvan | | 1.2TSI/1.4TSI/1.4TGI/1.6TDI/2.0TDI/4-motion | e1*2007/46*0627*, od e1*2007/46*0492*06 | AUV/1KM | 05.14- | 6.5 Jx16 | 205/55R16 | | | | | R1-1852 | 8667 | 16178 | V0516035 | 57 | 112 | 5 | 46 | 30 | 7,75 | 251 |
| Golf VIII | | 1.0TSI/1.5TSI/1.6TDI/2.0TDI | e1*2007/46*2014* | CD | 03.20- | 6 Jx15 | 195/65R15 | | | | | R1-2087 | 4755 | 15310 | | 57 | 112 | 5 | 43 | 40 | | 240 |
| Golf VIII | | 1.0TSI/1.4TSI/1.5TSI/1.6TDI/2.0TDI | e1*2007/46*2014* | CD | 03.20- | 6.5 Jx16 | 205/55R16 | | | | | R1-2088 | 6667 | 16275 | | 57 | 112 | 5 | 46 | 30 | | 280 |
| ID.3 | | PRO/PRO S/PURE | e1*2007/46*2033* | E1 | 12.19- | 7.5 Jx18 | 215/55R18 | | | | | R1-2089 | 9373 | 18004 | | 57 | 112 | 5 | 50 | 20 | | INFO |
| ID.4 | N | PURE/PRO/GTX | e1*20187858*00004*03 | E2 | 05.21- | 8 Jx18 | 235/55R19 | 255/50R19 | | | | R1-2108 | 9383 | | | 57 | 112 | 5 | 45 | 20 | | INFO |
| ID.4 | N | PURE/PRO/GTX | e1*20187858*00004*03 | E2 | 05.21- | 8 Jx19 | | | | | | R1-2109 | 9393 | | | 57 | 112 | 5 | 45 | 20 | | INFO |
| Jetta | | 1.2TSI/1.6TDI/2.0TDI | e1*2007/46*0539* | 16 | 01.11- | 6 Jx15 | 195/65R15 | 205/60R15 | | | | R1-1489 | 9165 | 15155 | V0515024 | 57 | 112 | 5 | 47 | 40 | 8,75 | 203 |
| Jetta | | 1.4TSI/1.6/1.6TDI/1.9TDI/2.0FSI/2.0TDI | e1*2001/116*0328* | 1KM | 09.05-12.10 | 6 Jx15 | 195/65R15 | 205/60R15 | | | | R1-1489 | 9165 | 15155 | V0515024 | 57 | 112 | 5 | 47 | 40 | 8,75 | 203 |

| | | | | | | | | | | | | | | | | | | | | | |
|------------------------------------|-------------------------|--|--|--------|-------------|----------|-----------|-----------|-----------|--|----------------|------|-------|----------|----|-----|---|----|----|-------|------------|
| Jetta | | 1.2TSI/1.4TSI/1.6TDI/2.0TDI/2.0TSI | e1*2007/46*0539* | 16 | 01.11- | 6 Jx16 | 205/55R16 | | | | R1-1492 | 9535 | 16044 | AD516012 | 57 | 112 | 5 | 50 | 30 | 9,50 | 242 |
| Jetta | | 1.4TSI/1.6/1.6TDI/1.9TDI/2.0FSI/2.0TDI/2.0TSI | e1*2001/116*0328* | 1KM | 09.05-12.10 | 6 Jx16 | 205/55R16 | | | | R1-1492 | 9535 | 16044 | AD516012 | 57 | 112 | 5 | 50 | 30 | 9,50 | 242 |
| Jetta | | 1.2TSI/1.6TDI/2.0TDI/2.0TSI | e1*2007/46*0539* | 16 | 01.11- | 6.5 Jx16 | 205/55R16 | | | | R1-1491 | 9915 | 16043 | V0516015 | 57 | 112 | 5 | 50 | 30 | 9,55 | 242 |
| Jetta | | 1.4TSI/1.6/1.6TDI/1.9TDI/2.0FSI/2.0TDI/2.0TSI | e1*2001/116*0328* | 1KM | 09.05-12.10 | 6.5 Jx16 | 205/55R16 | | | | R1-1491 | 9915 | 16043 | V0516015 | 57 | 112 | 5 | 50 | 30 | 9,55 | 242 |
| Lupo | | 1.0i | e1*97/27*0085*, e1*98/14*0085*, e1*2001/116*0085* | 6X | 10.98-12.04 | 4.5 Jx13 | 155/70R13 | | | | R1-1375 | | 13002 | | 57 | 100 | 4 | 35 | 63 | 6,20 | 210 |
| New Beetle/Cabrio | | 1.4i/1.6i/1.8T/1.9TDI/2.0i | e1*97/27*0106*, e1*98/14*0106*, e1*2001/116*0106*, -/205* | 9C/1Y | 10.98-07.12 | 6 Jx15 | 195/65R15 | | | | R1-1229 | 8380 | 15051 | V0515011 | 57 | 100 | 5 | 38 | 40 | 8,95 | 207 |
| New Beetle/Cabrio | | 1.4i/1.6i/1.8T/1.9TDI/2.0i/2.3iV5 Cabrio 1.4i/1.6i/1.8T/1.9TDI/2.0i | e1*97/27*0106*, e1*98/14*0106*, e1*2001/116*0106*, -/205* | 9C/1Y | 10.98-07.12 | 6.5 Jx16 | 205/55R16 | | | | R1-1345 | 9680 | 16007 | V0516005 | 57 | 100 | 5 | 42 | 36 | 9,40 | 300 |
| Passat/Variant | | 1.6i/1.8iV5/1.9TDI/2.3iVR5/2.5iV6TDI/2.8iV6/4-motion 1.8iV5/1.9TDI/2.3iV-R5/2.5iV6TDI/2.8iV6 | e1*95/54*0043*, e1*98/14D0043*, e1*98/14*0043* | 3B | 10.96-10.00 | 6 Jx15 | 195/65R15 | | | | R1-1014 | 8860 | 15079 | AD515008 | 57 | 112 | 5 | 45 | 40 | 8,85 | 234 |
| Passat/Variant | | 1.6i/1.8iV5-Turbo/1.9TDI-PD/2.0i/4-motion 1.9TDI/1.9TDI-PD/2.0i | e1*98/14*0157*, e1*2001/116*0157* | 3BG | 11.00-02.05 | 6 Jx15 | 195/65R15 | | | | R1-1014 | 8860 | 15079 | AD515008 | 57 | 112 | 5 | 45 | 40 | 8,85 | 234 |
| Passat/Variant | | 1.6i/1.8iV5-Turbo/1.9TDI/1.9TDI-PD/2.0i/2.3iV5/2.5iV6-TDI/4-motion 1.9TDI/1.9TDI-PD/2.3iV5/2.5iV6-TDI/2.8i | e1*98/14*0157*, e1*2001/116*0157* | 3BG | 11.00-02.05 | 7x16 | 205/55R16 | | | | R1-1414 | | 16054 | | 57 | 112 | 5 | 37 | 30 | 10,50 | 390 |
| Passat/Variant | | 1.6i/1.8iV5-Turbo/1.9TDI/1.9TDI-PD/2.0i/2.3iV5/2.5iV6-TDI/4-motion 1.9TDI/1.9TDI-PD/2.3iV5/2.5iV6-TDI/2.8i | e1*98/14*0157*, e1*2001/116*0157* | 3BG | 11.00-02.05 | 6 Jx16 | 205/55R16 | | | | R1-1361 | 9490 | 16005 | AD516004 | 57 | 112 | 5 | 40 | 30 | 9,00 | 325 |
| Passat/Variant | | 1.4TSI/1.6i/1.6FSI/1.6TSI/1.6TDI/1.8TSI/1.9TDI/2.0TDI/2.0BlueTDI/2.0FSI/2.0TSI/4-motion | do e1*2001/116*0307*23 | 3C | 03.05-09.10 | 6.5 Jx16 | 205/55R16 | 215/55R16 | | | R1-1597 | 8425 | 16077 | V0516025 | 57 | 112 | 5 | 42 | 30 | 9,65 | 250 |
| Passat/Variant | | 1.4TSI/1.6TDI/1.6TSI/1.8TSI/2.0TDI/4-motion | od e1*2001/116*0307*24 do *36, e1*2007/46*0502*, -/547*, DE2007/46*0547* | 3C/3c | 10.10-09.14 | 6.5 Jx16 | 205/55R16 | 215/55R16 | | | R1-1597 | 8425 | 16077 | V0516025 | 57 | 112 | 5 | 42 | 30 | 9,65 | 250 |
| Passat/Variant (model 2015) | | 1.4TSI/1.6TDI/1.8TSI/2.0TDI/4-motion | od e1*2001/116*0307*37 | 3C | 10.14- | 6.5 Jx16 | 215/60R16 | | | | R1-1921 | 8426 | 16219 | V0516037 | 57 | 112 | 5 | 41 | 30 | 8,05 | 264 |
| Polo GTI | | 1.4TSI/2.0TSI | e1*2001/116*0510* | 6R | 11.12- | 6 Jx16 | 195/50R16 | | | | R1-1939 | | 16192 | V0516036 | 57 | 100 | 5 | 40 | 30 | 7,80 | 287 |
| Polo III | | 1.0i 45/1.4i 60 | G774, G951, e1*96/79*0069*, e1*98/14*0069* | 6N/6NF | 10.94-11.01 | 4.5 Jx13 | 155/70R13 | | | | R1-1375 | | 13002 | | 57 | 100 | 4 | 35 | 63 | 6,20 | 210 |
| Polo IV | | 1.2i/1.4i/1.4FSI/1.4TDI-PD/1.9SDI/1.4TDI BlueMotion | e1*98/14*0174*, e1*2001/116*0174* | 9N | 12.01-04.09 | 5 Jx14 | 165/70R14 | | | | R1-1399 | 5210 | 14082 | V0514015 | 57 | 100 | 5 | 35 | 54 | 7,45 | 187 |
| Polo IV | | 1.2i/1.4i/1.4i-16V/1.4FSI/1.4TDI-PD/1.6i-16V/1.9SDI/1.9TDI-PD | e1*98/14*0174*, e1*2001/116*0174* | 9N | 12.01-04.09 | 6 Jx14 | 185/60R14 | | | | R1-1200 | 7280 | 14083 | V0514016 | 57 | 100 | 5 | 43 | 48 | 8,20 | 196 |
| Polo IV | | 1.2i/1.4i/1.4i-16V/1.4FSI/1.4TDI-PD/1.6i-16V/1.8-GTI/1.9SDI/1.9TDI-PD | e1*98/14*0174*, e1*2001/116*0174* | 9N | 12.01-04.09 | 6 Jx15 | 185/55R15 | 195/50R15 | 195/55R15 | | R1-1505 | 9545 | 15143 | V0515020 | 57 | 100 | 5 | 43 | 40 | 7,85 | 280 |
| Polo IV Fun/Cross | podniesione zawieszenie | 1.2i/1.4i/1.4FSI/1.4i-16V/1.4TDI/1.6i-16V/1.9TDI | e1*2001/116*0174* | 9N | 01.04-04.09 | 6 Jx15 | 185/60R15 | | | | R1-1229 | 8380 | 15051 | V0515011 | 57 | 100 | 5 | 38 | 40 | 8,95 | 207 |
| Polo IV GTI Cup Edition | | 1.8T | e1*2001/116*0174* | 9N | 06.06-04.09 | 6.5 Jx16 | 205/45R16 | | | | R1-1345 | 9680 | 16007 | V0516005 | 57 | 100 | 5 | 42 | 36 | 9,40 | 300 |
| Polo V | | 1.0TSI/1.2/1.2TDI/1.2TSI/1.4/1.4BiFuel/1.4TDI/1.6TDI | e1*2001/116*0510*, e1*2007/46*0486* | 6R | 05.09-08.17 | 5 Jx14 | 175/70R14 | | | | R1-1399 | 5210 | 14082 | V0514015 | 57 | 100 | 5 | 35 | 54 | 7,45 | 187 |
| Polo V | | 1.2/1.2TDI/1.2TSI/1.4/1.4BiFuel/1.4GTI/1.6TDI/Cross | e1*2001/116*0510*, e1*2007/46*0486* | 6R | 05.09-08.17 | 6 Jx15 | 185/60R15 | | | | R1-1727 | 7760 | 15219 | V0515030 | 57 | 100 | 5 | 38 | 40 | 9,20 | 218 |
| Polo VI | | 1.0TSI/1.5TSI/1.6TDI | E1*2007/46*1783* | AW | 07.17- | 5 Jx14 | 185/70R14 | | | | R1-2018 | 3055 | 14205 | V0514022 | 57 | 100 | 5 | 38 | 54 | 6,85 | 186 |

| Model | Uwagi | Silniki | Numer ABE | Kod projektu | Lata produkcji | Rozmiary felgi | Rozmiary opon | MWP | Alcar | MWD | KPZ | Parametry techniczne | | | | Liczba na pakiecie | Waga kg | Cena detaliczna netto PLN |
|-------|-------|---------|-----------|--------------|----------------|----------------|---------------|-----|-------|-----|-----|----------------------|-----|----|----|--------------------|---------|---------------------------|
| | | | | | | | | | | | | CH | PCD | ST | ET | | | |

Volkswagen (Kontynuacja)

| | | | | | | | | | | | | | | | | | | | | | | |
|---|---|--|---|------------------|-------------|----------|-----------|-----------|-----------|--|--|----------------|------|-------|----------|------|-----|---|----|----|-------|------------|
| Polo VI | | 1.0TSI/1.5TSI/1.6TDI | E1*2007/46*1783* | AW | 07.17- | 5.5 Jx15 | 185/65R15 | | | | | R1-2019 | 4055 | 15299 | V0515032 | 57 | 100 | 5 | 40 | 48 | 6,57 | 226 |
| Scirocco III | | 1.4TSI/1.8TSI/2.0TSI/2.0TDI | e1*2001/116*0471* | 13 | 08.08- | 6.5 Jx16 | 205/55R16 | | | | | R1-1597 | 8425 | 16077 | V0516025 | 57 | 112 | 5 | 42 | 30 | 9,65 | 250 |
| Sharan | | 1.8i-V5 Turbo/1.9TDI/2.0i/2.8iVR6/4-motion 1.9TDI/2.8iVR6 | e1*98/14*0023*, e1*2001/116*0023* | 7M | 07.00-06.10 | 6x16 | 195/60R16 | 215/55R16 | | | | R1-1408 | 9845 | 16011 | | 57 | 112 | 5 | 53 | 30 | 11,95 | 340 |
| Sharan II | | 1.4TSI/2.0TDI/4-motion | e1*2007/46*0401*, -/434* | 7N | 07.10- | 6.5 Jx16 | 205/60R16 | 215/60R16 | | | | R1-1723 | 9922 | 16117 | V0516028 | 57 | 112 | 5 | 33 | 30 | 8,25 | 275 |
| T4 Caravelle/California | | 2.5i/2.5TDI/VR6 | e1*97/27*0095*, e1*98/14*0095*, e1*98/14P0143* | 7DZ/7DZA | 04.98-03.00 | 6x16 | 205/60R16 | 205/60R16 | 215/60R16 | | | R1-1408 | 9845 | 16011 | | 57 | 112 | 5 | 53 | 30 | 11,95 | 340 |
| T5 Multivan/California/Caravelle | | 1.9TDI/2.0i/2.5TDI/4-motion | e1*2001/116*0218*, -/286*, do -/220*35, do -/289*24 | 7HM/7HM/7HC/7HCA | 05.03-07.15 | 6.5 Jx16 | 205/65R16 | 215/65R16 | | | | R1-1529 | 9685 | 16055 | V0616016 | 65,1 | 120 | 5 | 51 | 30 | 11,30 | 286 |
| T5 Multivan/California/Caravelle | | 1.9TDI/2.0i/2.0TDI/2.5TDI/3.2i-V6/4-motion | e1*2001/116*0218*, -/286*, do -/220*35, do -/289*24 | 7HM/7HM/7HC/7HCA | 05.03-07.15 | 7 Jx17 | 215/60R17 | 235/55R17 | | | | R1-1614 | 9215 | 17002 | V0617001 | 65,1 | 120 | 5 | 55 | 25 | 14,00 | 470 |
| T6 Multivan/California/Caravelle | | 2.0TDI/4-motion | od e1*2001/116*0220*36, od e1*2001/116*0289*25, od e1*2007/46*0130*16 | 7HC/7HMA/7J0 | 08.15- | 6.5 Jx16 | 205/65R16 | 215/65R16 | | | | R1-1529 | 9685 | 16055 | V0616016 | 65,1 | 120 | 5 | 51 | 30 | 11,30 | 286 |
| T6 Multivan/California/Caravelle | | 2.0TDI/4-motion | od e1*2001/116*0220*36, od e1*2001/116*0289*25, od e1*2007/46*0130*16 | 7HC/7HMA/7J0 | 08.15- | 7 Jx17 | 215/60R17 | 235/55R17 | | | | R1-1614 | 9215 | 17002 | V0617001 | 65,1 | 120 | 5 | 55 | 25 | 14,00 | 470 |
| T-Cross | N | 1.0TFSI/1.5TFSI/1.6TDI | | | 10.18- | 6 Jx16 | | | | | | R1-2062 | 6664 | 16275 | V0516041 | 57 | 100 | 5 | 35 | 30 | 7,40 | 280 |
| Tiguan | | 1.4-TSI/2.0TDI/2.0-TFSI/4-motion | do e1*2001/116*0450*23, e1*2007/46*0487* | 5N | 12.07-04.16 | 6.5 Jx16 | 215/65R16 | | | | | R1-1723 | 9922 | 16117 | V0516028 | 57 | 112 | 5 | 33 | 30 | 8,25 | 275 |
| Tiguan II | | 2.0TDI/2.0TSI/4-motion | od e1*2001/116*0450*24 | 5N | 05.16- | 6.5 Jx17 | 215/65R17 | | | | | R1-1981 | 9021 | 17021 | V0517007 | 57 | 112 | 5 | 38 | 25 | 10,80 | 305 |
| Touareg | | VRS-TDI | e1*2001/116*0203* | 7L | 01.03-03.10 | 7 Jx16 | 235/70R16 | | | | | R1-1482 | 9365 | 16060 | V0516016 | 65,1 | 120 | 5 | 54 | 30 | 11,90 | 447 |
| Touran | | 1.4TSI/1.6/1.6TDI/1.9TDI/2.0FSDI/2.0TDI/2.0-Ecofuel | do e1*2001/116*0211*35, do e1*2007/46*0357*13, -/506*, DE*2007/46*0506* | 1T/1t | 03.03-08.15 | 6.5 Jx16 | 205/55R16 | | | | | R1-1491 | 9915 | 16043 | V0516015 | 57 | 112 | 5 | 50 | 30 | 9,55 | 242 |
| Touran II | | 1.2TSI/1.4TSI/1.6TDI/1.8TSI/2.0TDI | od e1*2001/116*0211*36, od e1*2007/46*0357*14 | 1T | 09.15- | 6.5 Jx16 | 205/60R16 | | | | | R1-1958 | 7025 | 16224 | V0516038 | 57 | 112 | 5 | 48 | 30 | 9,30 | 278 |
| Touran/Cross | | 1.4TSI/1.6/1.6TDI/1.9TDI/2.0FSDI/2.0TDI/2.0-Ecofuel/Cross 1.4TSI/1.6/1.9TDI/2.0TDI | do e1*2001/116*0211*35, do e1*2007/46*0357*13, DE*2007/46*0506* | 1T/1t | 03.03-08.15 | 6 Jx16 | 205/55R16 | | | | | R1-1492 | 9535 | 16044 | AD516012 | 57 | 112 | 5 | 50 | 30 | 9,50 | 242 |
| Touran/Cross | | 1.4TSI/1.6/1.6TDI/1.9TDI/2.0FSDI/2.0TDI/2.0-Ecofuel/Cross 1.4TSI/1.6/1.9TDI/2.0TDI | do e1*2001/116*0211*35, do e1*2007/46*0357*13, DE*2007/46*0506*, e1*2007/46*0506* | 1T/1t | 03.03 08.15 | 6 J 15 | 195/65R15 | | | | | R1-1489 | 9165 | 15155 | V0515024 | 57 | 112 | 5 | 47 | 40 | 8,75 | 203 |
| T-Roc | | 1.0TSI/1.5TSI/2.0TSI/2.0TDI/4-motion | e13*2007/46*1845* | A1 | 11.17 | 6 J 16 | 205/60R16 | | | | | R1-1979 | 6665 | 16236 | V0516039 | 57 | 112 | 5 | 43 | 30 | 7,95 | 257 |
| UP/e-UP/Cross-UP | | 1.0TSI/Hybrid/electric | e13*2007/46*1167*, e13*2007/46*1182* | AA/AAN | 12.11- | 5 Jx14 | 165/70R14 | 175/65R14 | | | | R1-1829 | 6795 | 14190 | V0514021 | 57 | 100 | 4 | 35 | 54 | 5,80 | 194 |

Volkswagen dostawcze

| | | | | | | | | | | | | | | | | | | | | |
|--------------------------------|-------------------------|--|---|---|-------------|----------|-----------|-----------|-----------|----------------|------|-------|----------|------|-----|---|-----------|----|-------|------------|
| Amarok | | 2.0TDI/2.0TDI-BMT/2.0BiTDI/2.0BiTDI-BMT/2x4/4x4 | e1*2007/46*0356*, -/750* | 2H/2HS2 | 10.10- | 6.5 Jx16 | 245/70R16 | | | R1-1808 | 9686 | 16163 | V0616024 | 65 | 120 | 5 | 52 | 30 | 11,25 | 310 |
| Amarok | | 2.0TDI/2.0TDI-BMT/2.0BiTDI/2.0BiTDI-BMT/2x4/4x4 | e1*2007/46*0356*, -/750* | 2H/2HS2 | 10.10- | 6.5 Jx16 | 245/70R16 | | | R1-2043 | 9053 | 16260 | | 65 | 120 | 5 | 62 | 30 | | 330 |
| Caddy | N, nośność 650kg | model 2020 | | | 06.20- | 6.5 Jx16 | | | | R1-2092 | | 16288 | | 57 | 112 | 5 | 48 | 30 | | 280 |
| Caddy | N, nośność 720kg | model 2020 | | | 06.20- | 6.5 Jx16 | | | | R1-2090 | 8703 | 16287 | | 57 | 112 | 5 | 48 | 30 | | 280 |
| Caddy | N | model 2020 | | | 06.20- | 6.5 Jx17 | | | | R1-2091 | 9703 | 17041 | | 57 | 112 | 5 | 49 | 25 | | 370 |
| Caddy Kombi | K | 1.4i/1.6i/1.9TDI/2.0SDI/2.0Ecofuel/4-motion | | | 12.03- | 6x15 | 195/65R15 | | | R1-1569 | | | | 57 | 112 | 5 | 47 | 40 | 7,45 | 250 |
| Caddy/Kombi | | 1.4/1.6/1.9TDI/2.0SDI/2.0Ecofuel/4-motion | L320, do e1*2007/46*0217*19 | 2KN | 12.03-04.15 | 6 Jx15 | 195/65R15 | | | R1-1796 | 8385 | 15237 | V0615036 | 57 | 112 | 5 | 47 | 40 | 7,85 | 249 |
| Caddy/Maxi | | 1.2TSI/1.4TSI/1.4TGI/2.0TDI/4-motion | od e1*2007/46*0017*20 | 2KN | 05.15- | 6 Jx16 | 205/55R16 | | | R1-1731 | 9702 | 16127 | V0616021 | 57 | 112 | 5 | 50 | 30 | 8,00 | 268 |
| Caddy/Maxi | | 1.2TSI/1.4TSI/1.4TGI/2.0TDI | od e1*2007/46*0017*20 | 2KN | 05.15- | 6 Jx15 | 195/65R15 | | | R1-1796 | 8385 | 15237 | V0615036 | 57 | 112 | 5 | 47 | 40 | 7,85 | 249 |
| Caddy/Maxi/Kombi | | 1.4/1.6/1.9TDI/2.0SDI/2.0TDI/2.0Ecofuel/4-motion | L320, do e1*2007/46*0217*19 | 2KN | 01.08-04.15 | 6 Jx16 | 205/55R16 | | | R1-1731 | 9702 | 16127 | V0616021 | 57 | 112 | 5 | 50 | 30 | 8,00 | 268 |
| Crafter 30 | DMC 3t | 2.0TDI/2.5TDI | L767, L768, e1*2001/116*0355*, e1*2007/46*0513*, e1*2007/46*0521* | 2EC1, 2EKE1, 2EKE2, 2FJE1, 2FJE2 | 06.06- | 5.5 Jx16 | 205/75R16 | | | R1-1673 | | 16168 | ME616037 | 84 | 130 | 6 | 51 | 30 | 10,50 | 311 |
| Crafter 30 | DMC 3t | 2.5TDI | e1*2001/116*0355*, e1*2007/46*0514*, -/515*, -/521*, L767, L769, L770 | 2EC1/2FJE1/2EKE1/2EKE2 | 05.06- | 6.5 Jx16 | 205/75R16 | 225/75R16 | 235/65R16 | R1-1647 | 9488 | 16095 | ME616013 | 84 | 130 | 6 | 62 | 30 | 13,70 | 307 |
| Crafter 30/35 | DMC 3,5t | 2.5TDI | e1*2001/116*0355*, -/356*, e1*2007/46*0514*, -/515*, -/521*, -/522*, -/523*, L767, L768, L769, L770 | 2EC1/2EC2/2EKE1/2EKE2/2FJE1/2FJE2 | 05.06- | 6.5 Jx16 | 225/75R16 | 235/65R16 | | R1-1647 | 9488 | 16095 | ME616013 | 84 | 130 | 6 | 62 | 30 | 13,70 | 307 |
| Crafter 50 | koła bliźniacze, DMC 5t | 2.5TDI | L767, L768 | 2FJE1/2FJE2 | 05.06- | 5.5 Jx16 | 195/75R16 | 205/75R16 | | R1-1859 | 7870 | 16180 | ME616036 | 161 | 205 | 6 | HMA 117 | 30 | 11,95 | 475 |
| Crafter II 30/35 | | 2.0TDI-BMT/4-motion | e1*2007/46*1613*, e1*2007/46*1619*, e1*200/46*1620* | SYN1E/SZN1E/SZN2E/SYN2E | 03.17- | 5.5 Jx16 | | | | R1-2015 | 6685 | 16249 | V0616030 | 161 | 205 | 6 | HMA 121,5 | 30 | 11,95 | 500 |
| Crafter II 30/35 | | 2.0TDI-BMT/4-motion | e1*2007/46*1628*, -/1629*, -/1634*, -/1635* | SYN1Z/SYN2Z/SZN1Z/SZN2Z | 03.17- | 5.5 Jx16 | 205/75R16 | | | R1-2016 | 6695 | 16250 | V0616031 | 65,1 | 120 | 5 | 60 | 30 | 11,76 | 335 |
| Crafter II 35/E-Crafter | | 2.0TDI-BMT/4-motion/E-Crafter 100KW | e1*2007/46*1613*, e1*2007/46*1619* | SYN1E/SZN1E | 03.17- | 6.5 Jx16 | 205/75R16 | 235/65R16 | | R1-2053 | 6696 | 16271 | V0616029 | 65,1 | 120 | 5 | 60 | 30 | 12,16 | 420 |
| LT28/35 | K | | | | 07.96-12.99 | 6x15 | | | | R1-1075 | | | | 84 | 130 | 5 | 83 | | 12,30 | 350 |
| LT28/35 | | 2.3i/2.5SDI/2.5TDI/2.8TDI | H428, H482, H617, H724, e1*95/54*0041*, e1*98/14*0041*, e1*98/14D0041*, e1*2001/116*0041* | 2DM/2DX0AE/2DX0FE/2DX0AZ/2DX0FZ | 01.00-04.06 | 6 Jx15 | 195/70R15 | 225/70R15 | | R1-1404 | 8555 | 15119 | ME615016 | 84 | 130 | 5 | 75 | 40 | 13,40 | 328 |
| LT35/40/46 | | 2.3i/2.5TDI/2.8TDI | H617, H724 | 20DX0AZ/2DX0FZ | 08.96-04.06 | 5.5 Jx15 | 195/70R15 | | | R1-1282 | 8360 | 15170 | ME615014 | 161 | 205 | 6 | 108 | 40 | 11,20 | 455 |
| T4 | | 1.9TD/2.0i/2.4D/2.5i/2.5TD/Syncro 2.4D/2.5i | H300, H304, H322, H323, H324, H325, H326, H327 | 70X02BL/70X-12BL/70X12BN/70X-02D/70X02A/70X12A/70X12D | 01.96-04.03 | 6 Jx15 | 195/70R15 | 205/65R15 | 215/65R15 | R1-1224 | | 15089 | V0615014 | 57 | 112 | 5 | 55 | 40 | 11,50 | 322 |
| T5 BlueMotion | | 2.0TDI | | 7HC/7HMA/7JO | 03.11- | 6.5 Jx16 | 215/65R16 | | | R1-1809 | | 16200 | V0616025 | 65 | 120 | 5 | 51 | 30 | 11,25 | 333 |

| Model | Uwagi | Silniki | Numer ABE | Kod projektu | Lata produkcji | Rozmiary felgi | Rozmiary opon | | | MWP | Alcar | MWD | KPZ | Parametry techniczne | | | | Ilość na paczce | | Cena detaliczna netto PLN |
|-------|-------|---------|-----------|--------------|----------------|----------------|---------------|-----|----|-----|-------|-----|-----|----------------------|--------|---------|--|-----------------|--|---------------------------|
| | | | | | | | CH | PCD | ST | | | | | ET | liczba | Waga kg | | | | |

Volkswagen dostawcze (Kontynuacja)

| | | | | | | | | | | | | | | | | | | | | |
|-----------------------|--|--|------------------------------------|---------------|-------------|----------|-----------|-----------|--|----------------|------|-------|----------|------|-----|---|----|----|-------|------------|
| T5 Transporter | | 1.9TDI/2.0i/2.0TDI/2.5TDI/4-motion | L148, L225, bis e1*2007/46*0130*15 | 7HK/7J0 | 05.03-07.15 | 6.5 Jx16 | 205/65C16 | 215/65C16 | | R1-1808 | 9686 | 16163 | V0616024 | 65 | 120 | 5 | 52 | 30 | 11,25 | 310 |
| T5 Transporter | | 1.9TDI/2.0i/2.0TDI/2.5TDI/3.2i-V6/4-motion | L148, L225, do e1*2007/46*0130*15 | 7HC/7HKX0/7J0 | 05.03-07.15 | 7 Jx17 | 215/60R17 | 235/55R17 | | R1-1614 | 9215 | 17002 | V0617001 | 65,1 | 120 | 5 | 55 | 25 | 14,00 | 470 |
| T6 Transporter | | 2.0TDI/4-motion | od e1*2007/46*0130*16 | 7J0 | 08.15- | 6.5 Jx16 | 215/65R16 | | | R1-1529 | 9685 | 16055 | V0616016 | 65,1 | 120 | 5 | 52 | 30 | 11,30 | 286 |
| T6 Transporter | | 2.0TDI/4-motion | ab e1*2007/46*0130*16 | 7J0 | 08.15- | 6.5 Jx16 | 205/65C16 | 215/65C16 | | R1-1808 | 9686 | 16163 | V0616024 | 65 | 120 | 5 | 52 | 30 | 11,25 | 310 |
| T6 Transporter | | 2.0TDI/4-motion | od e1*2007/46*0130*16 | 7J0 | 08.15- | 7 Jx17 | 215/60R17 | 235/55R17 | | R1-1614 | 9215 | 17002 | V0617001 | 65,1 | 120 | 5 | 55 | 25 | 14,00 | 470 |



R1-1336 **R1-1577** **R1-1604** **R1-1642**

| | | | | | | | | | | | | | | | | | | | | |
|--------------------------|---|---|--------------------------------------|---------|-------------|----------|-----------|-----------|-----------|----------------|-------|-------|----------|------|-----|----|------|------|------------|------------|
| 850 | K | 2.0i/2.3i-T5/2.5i/2.5i-20V | F787, G306, e9*93/81*0002* | LS/LW/L | 09.93-12.96 | 6x15 | 185/65R15 | 195/60R15 | 205/55R15 | R1-1336 | 15072 | | 65 | 108 | 5 | 43 | 40 | 8,50 | 313 | |
| C30 | | 1.6i/1.6D/1.8i/1.8F/2.0i | e4*2001/116*0076*, e1*2001/116*0427* | M/M-2D | 10.06-12.12 | 6 Jx15 | 195/65R15 | | | R1-1604 | 7995 | 15191 | VV515017 | 63,3 | 108 | 5 | 46 | 40 | 6,75 | 277 |
| C30 | | 1.6i/1.6D/1.8i/1.8F/2.0i/2.0D/2.4i/2.4D5/2.5T5 | e4*2001/116*0076*, e1*2001/116*0427* | M/M-2D | 10.06-12.12 | 6.5 Jx16 | 195/60R16 | 205/55R16 | | R1-1577 | 9225 | 16070 | VV516004 | 63,3 | 108 | 5 | 52,5 | 30 | 9,80 | 282 |
| S40/V50 | | 1.6D/1.6/1.8/1.8F/2.0 | e4*2001/116*0076* | M | 01.04- | 6 Jx15 | 195/65R15 | | | R1-1604 | 7995 | 15191 | VV515017 | 63,3 | 108 | 5 | 46 | 40 | 6,75 | 277 |
| S40/V50 | | 1.6/1.6D/1.8/1.8F/2.0/2.0D/2.4/2.4i/2.4D5/2.5T5/2.5T5-AWD | e4*2001/116*0076* | M | 01.04-12.08 | 6.5 Jx16 | 195/60R16 | 205/55R16 | | R1-1577 | 9225 | 16070 | VV516004 | 63,3 | 108 | 5 | 52,5 | 30 | 9,80 | 282 |
| S60/V60 | | 1.6T3/1.6T4/2.0T/2.0T5/3.0T6/2.0D3/2.4D5/2.4D5-AWD | e9*2007/46*0023* | F | 07.10- | 7 Jx16 | 205/60R16 | 215/55R16 | | R1-1642 | 8275 | 16088 | VV516005 | 63,3 | 108 | 5 | 50 | 40 | 10,40 | 370 |
| S80 | | 1.6D/2.0D/2.0FT/2.4D/2.4D5/2.4D5-AWD/2.5T/3.0T6/3.2/3.2-AWD | e9*2001/116*0057* | A | 05.06- | 7 Jx16 | 205/60R16 | 215/55R16 | 225/55R16 | R1-1642 | 8275 | 16088 | VV516005 | 63,3 | 108 | 5 | 50 | 40 | 10,40 | 370 |
| V40 | | 1.6D-D2 | e1*2001/116*0076* | M | 07.12- | 6 Jx15 | 195/65R15 | | | R1-1604 | 7995 | 15191 | VV515017 | 63,3 | 108 | 5 | 46 | 40 | 6,75 | 277 |
| V40 | | 1.6D-D2/2.0D-D3/D4/1.6-T3/T4/2.5-T5 | e1*2001/116*0076* | M | 07.12- | 6.5 Jx16 | 205/55R16 | | | R1-1577 | 9225 | 16070 | VV516004 | 63,3 | 108 | 5 | 52,5 | 30 | 9,80 | 282 |
| V40 Cross Country | | 1.6D-D2/2.0D-D3/D4/1.6-T4/2.5-T5/AWD | od e1*2001/116*0076*29 | M | 10.12- | 6.5 Jx16 | 205/60R16 | | | R1-1577 | 9225 | 16070 | VV516004 | 63,3 | 108 | 5 | 52,5 | 30 | 9,80 | 282 |
| V70 | | 1.6D/2.0/2.0D/2.0F/2.4D/2.4D5/2.5FT/2.5T/3.2/3.0T6-AWD | e9*2001/116*0065*, e1*2001/116*0505* | B/B-2D | 05.07- | 7 Jx16 | 205/60R16 | 225/55R16 | | R1-1642 | 8275 | 16088 | VV516005 | 63,3 | 108 | 5 | 50 | 40 | 10,40 | 370 |
| XC70 | | 2.4D/3.0AWD/3.2AWD | e9*2001/116*0065* e1*2001/116*0505* | B/B-2D | 05.07- | 7 Jx16 | 215/65R16 | | | R1-1642 | 8275 | 16088 | VV516005 | 63,3 | 108 | 5 | 50 | 40 | 10,40 | 370 |

| MWP | Alcar | Marka | Model | Rozmiary felgi | Ilość na palecie | Waga kg | Cena detaliczna netto PLN |
|-----|-------|-------|-------|----------------|------------------|---------|---------------------------|
|-----|-------|-------|-------|----------------|------------------|---------|---------------------------|

Felgi wg numerów katalogowych

| | | | | | | | |
|---------|------|----------------------|--|----------|-------|------------|------------|
| R1-778 | 6760 | Audi | 80 - 90 - 100 | 5.5x14 | 8,20 | 220 | |
| R1-867 | 4000 | Mazda | 323 | 5x13 | 6,90 | 254 | |
| R1-953 | 8885 | BMW | Z3 Roadster (E36/7) | 6 Jx15 | 40 | 7,65 | 265 |
| R1-978 | 4060 | Seat | Cordoba Ibiza | 5x13 | 6,00 | 180 | |
| R1-988 | 6024 | Iveco dostawcze | Iveco Daily Eurocargo Iveco Daily/DailyE6/ DailyE6-Hi-Matic | 6 Jx16 | 30 | 16,90 | 380 |
| R1-990 | 6360 | Ford | Mondeo | 5.5x14 | 96 | 7,90 | 205 |
| R1-991 | 8590 | Opel | Vectra-A | 6x15 | 8,80 | 195 | |
| | | Saab | 900 | 6x15 | 8,80 | | |
| R1-1003 | | Fiat | Cinquecento | 4.5x13 | 63 | 4,95 | 185 |
| R1-1004 | 2450 | Fiat | Cinquecento | 4.5 Bx13 | 63 | 4,95 | 185 |
| R1-1014 | 8860 | Audi | 100/200 A4/Avant A6/Avant | 6 Jx15 | 40 | 8,85 | 234 |
| | | Volkswagen | Passat/Variant | 6 Jx15 | 40 | 8,85 | |
| R1-1023 | 5200 | Honda | Accord | 5x14 | 54 | 7,80 | 186 |
| R1-1038 | 9185 | Renault | Megane | 6.5x15 | 40 | 8,80 | 265 |
| R1-1060 | 9005 | Mercedes | CLK E-Klasse | 6.5 Jx15 | 40 | 7,70 | 222 |
| R1-1075 | 8445 | Mercedes dostawcze | Sprinter | 6x15 | 12,30 | 350 | |
| | | Volkswagen dostawcze | LT28/35 | 6x15 | 12,30 | | |
| R1-1082 | 8350 | Honda | Accord Accord Aerodeck Accord Coupé | 5.5x15 | 40 | 8,25 | 290 |
| R1-1118 | 7835 | Fiat | Bravo Multipla | 6 Jx15 | 40 | 6,85 | 233 |
| R1-1121 | 6165 | Fiat | Panda/Classic/4x4 Punto | 5.5 Jx14 | 54 | 5,80 | 185 |
| R1-1132 | 6530 | Renault | Clio II/Campus/Storia Kangoo Megane Megane Break Megane Scenic Twingo I | 5.5 Jx14 | 54 | 5,85 | 196 |
| R1-1148 | 5260 | Honda | Civic | 5.5 Jx14 | 48 | 7,20 | 238 |
| R1-1150 | 6215 | Citroën | C2 | 5.5 Jx14 | 54 | 5,55 | 189 |

| | | | | | | | |
|---------|------|----------------------|--|----------|----|-------|------------|
| R1-1275 | 8220 | Mercedes | A-Klasse/A-Klasse-L | 5.5 Jx15 | 40 | 8,30 | 216 |
| R1-1277 | | Peugeot | 106 | 5x14 | 54 | 6,85 | 239 |
| R1-1278 | 6395 | Citroën | Berlingo I | 5.5 Jx14 | 54 | 6,90 | 218 |
| | | Citroën dostawcze | Berlingo I | 5.5 Jx14 | 54 | 6,90 | |
| | | Peugeot | Partner I Kombi | 5.5 Jx14 | 54 | 6,90 | |
| R1-1278 | 6395 | Peugeot dostawcze | Partner I | 5.5 Jx14 | 54 | 6,90 | 218 |
| | | | Partner I | 5.5 Jx14 | 54 | 6,90 | |
| R1-1280 | 3450 | Fiat | Seicento | 5 Bx13 | 54 | 5,00 | 205 |
| R1-1281 | | Fiat | Seicento/600 | 5x13 | 54 | 5,00 | 205 |
| R1-1282 | 8360 | Mercedes dostawcze | Sprinter I | 5.5 Jx15 | 40 | 11,20 | 455 |
| | | | Sprinter I | 5.5 Jx15 | 40 | 11,20 | |
| | | Volkswagen dostawcze | LT35/40/46 | 5.5 Jx15 | 40 | 11,20 | |
| R1-1294 | 8390 | Opel | Astra-G Astra-G Coupé/Cabrio Corsa-C Vectra-B | 6 Jx15 | 40 | 7,45 | 275 |
| | | Opel dostawcze | Astra-Van | 6 Jx15 | 40 | 7,45 | |
| R1-1304 | 5960 | Nissan dostawcze | Kubistar | 5.5 Jx14 | 48 | 7,90 | 233 |
| | | Renault dostawcze | Kangoo Rapid/Express/ Campus | 5.5 Jx14 | 48 | 7,90 | |
| R1-1312 | 9430 | Renault | Laguna Laguna Grandtour | 6.5 Jx15 | 40 | 7,75 | 231 |
| R1-1318 | 8060 | Opel | Astra-G Astra-G Coupé/Cabrio Combo Combi/Tour Corsa-C Vectra-B | 6 Jx15 | 40 | 9,45 | 310 |
| | | Opel dostawcze | Combo-C Corsa-C Van | 6 Jx15 | 40 | 9,45 | |
| R1-1319 | 9400 | BMW | 3-er Compact 3-er Lim/Touring 3-er Coupé/Cabrio | 6.5 Jx15 | 40 | 8,75 | 253 |
| R1-1320 | 5990 | Peugeot | 206 Plus 206/SW | 5.5 Jx14 | 54 | 6,15 | 186 |
| R1-1330 | 6880 | Ford | Focus | 5.5 Jx14 | 54 | 8,05 | 203 |

| | | | | | | | |
|---------|------|----------------------|---|----------|----|-------|------------|
| R1-1372 | 8690 | Citroën | C2 C3 Pluriel C3/C3 X-TR C4/C4-Coupé | 6 Jx15 | 40 | 7,00 | 216 |
| | | Peugeot | 1007 206 CC 206 Plus 206/SW 307/SW/Break | 6 Jx15 | 40 | 7,00 | |
| R1-1373 | 9506 | Nissan dostawcze | Primastar | 6 Jx16 | 30 | 10,65 | 310 |
| | | Opel | Vivaro Life | 6 Jx16 | 30 | 10,65 | |
| | | Opel dostawcze | Vivaro II | 6 Jx16 | 30 | 10,65 | |
| | | Renault | Trafic II | 6 Jx16 | 30 | 10,65 | |
| | | Renault dostawcze | Trafic II | 6 Jx16 | 30 | 10,65 | |
| R1-1375 | 3345 | Seat | Arosa | 4.5 Jx13 | 63 | 6,20 | 210 |
| | | Volkswagen | Lupo Polo III | 4.5 Jx13 | 63 | 6,20 | |
| R1-1399 | 5210 | Seat | Ibiza/Cordoba Ibiza/ST Toledo IV | 5 Jx14 | 54 | 7,45 | 187 |
| | | Škoda | Fabia Fabia II Fabia III Rapid/Spaceback Roomster | 5 Jx14 | 54 | 7,45 | |
| | | Škoda dostawcze | Fabia Praktika Praktik | 5 Jx14 | 54 | 7,45 | |
| | | Volkswagen | Fox Polo IV Polo V | 5 Jx14 | 54 | 7,45 | |
| R1-1404 | 8555 | Mercedes dostawcze | Sprinter I | 6 Jx15 | 40 | 13,40 | 328 |
| | | Volkswagen dostawcze | LT28/35 | 6 Jx15 | 40 | 13,40 | |
| R1-1408 | 9845 | Ford | Galaxy | 6x16 | 30 | 11,95 | 340 |
| | | Seat | Alhambra | 6x16 | 30 | 11,95 | |
| | | Volkswagen | Sharan T4 Caravelle/California | 6x16 | 30 | 11,95 | |
| R1-1414 | 9925 | Škoda | Superb | 7x16 | 30 | 10,50 | 390 |
| | | Volkswagen | Passat/Variant | 7x16 | 30 | 10,50 | |

| | | | | | | | | |
|----------------|---------|----------------------|---------------------------|-------------------|----------|-------|------------|-------|
| | | C3 | 5.5 Jx14 | 54 | 5,55 | | | |
| | Peugeot | 1007 | 5.5 Jx14 | 54 | 5,55 | | | |
| | | 206 Plus | 5.5 Jx14 | 54 | 5,55 | | | |
| R1-1159 | 8085 | Fiat | Stilo/Stilo Multi Wagon | 6.5 Jx15 | 40 | 7,20 | 245 | |
| R1-1165 | 7980 | Chevrolet/Daewoo | Leganza | 6x15 | 30 | 10,30 | 280 | |
| R1-1172 | 9495 | Nissan dostawcze | Interstar | 6 Jx16 | 30 | 11,95 | 360 | |
| | | Opel dostawcze | Movano | 6 Jx16 | 30 | 11,95 | | |
| | | Renault dostawcze | Master | 6 Jx16 | 30 | 11,95 | | |
| | | Master/Master Kombi | 6 Jx16 | 30 | 11,95 | | | |
| R1-1177 | 7930 | Honda | HR-V | 5.5 Jx15 | 36 | 7,55 | 379 | |
| R1-1187 | 9435 | Renault | Laguna II/Grandtour | 6.5 Jx16 | 40 | 8,40 | 261 | |
| R1-1198 | 9890 | Mercedes | C-Klasse | 7 Jx16 | 30 | 8,10 | 290 | |
| | | | C-Klasse/Sportcoupé | 7 Jx16 | 30 | 8,10 | | |
| | | | CLC Sportcoupé (Facelift) | 7 Jx16 | 30 | 8,10 | | |
| | | | CLK | 7 Jx16 | 30 | 8,10 | | |
| R1-1199 | 4010 | Opel | Corsa-C | 5 Jx13 | 63 | 5,00 | 195 | |
| | | Opel dostawcze | Corsa-C Van | 5 Jx13 | 63 | 5,00 | | |
| R1-1200 | 7280 | Seat | Ibiza/Cordoba | 6 Jx14 | 48 | 8,20 | 196 | |
| | | | Škoda | Fabia | 6 Jx14 | 48 | | 8,20 |
| | | | Škoda dostawcze | Fabia Praktika | 6 Jx14 | 48 | | 8,20 |
| | | | Volkswagen | Fox | 6 Jx14 | 48 | | 8,20 |
| | | Polo IV | 6 Jx14 | 48 | 8,20 | | | |
| R1-1213 | 4430 | Renault | Clio II | 5.5x13 | 54 | 5,70 | 196 | |
| | | | Megane | 5.5x13 | 54 | 5,70 | | |
| | | | Thalia/Symbol | 5.5x13 | 54 | 5,70 | | |
| R1-1224 | 8845 | Volkswagen dostawcze | T4 | 6 Jx15 | 40 | 11,50 | 322 | |
| R1-1228 | 8625 | Saab | 900 | 6 Jx15 | 40 | 8,30 | 224 | |
| | | | 9-3 | 6 Jx15 | 40 | 8,30 | | |
| R1-1229 | 8380 | Audi | A3 | 6 Jx15 | 40 | 8,95 | 207 | |
| | | | Seat | Toledo II/Leon | 6 Jx15 | 40 | | 8,95 |
| | | | Škoda | Octavia/Tour | 6 Jx15 | 40 | | 8,95 |
| | | | Volkswagen | Bora/Variant | 6 Jx15 | 40 | | 8,95 |
| | | | | Golf IV/Variant | 6 Jx15 | 40 | | 8,95 |
| | | | | New Beetle/Cabrio | 6 Jx15 | 40 | | 8,95 |
| | | Polo IV Fun/Cross | 6 Jx15 | 40 | 8,95 | | | |
| R1-1230 | 8330 | Mercedes | V-Klasse | 5.5 Jx15 | 40 | 10,05 | 345 | |
| | | | Mercedes dostawcze | Vito-Vito-L | 5.5 Jx15 | 40 | | 10,05 |
| R1-1243 | 8730 | Saab | 9000 | 6x15 | 40 | 7,90 | 265 | |
| | | | 9000 | 6x15 | 40 | 7,90 | | |
| R1-1251 | 8877 | Iveco dostawcze | Iveco Daily S2000 | 6 Jx15 | 40 | 12,50 | 307 | |
| R1-1270 | 8410 | Nissan | Primera | 6 Jx15 | 40 | 8,75 | 239 | |
| R1-1273 | 7600 | Seat | Toledo II/Leon | 6 Jx14 | 45 | 7,90 | 234 | |
| | | | Škoda | Octavia/Tour | 6 Jx14 | 45 | | 7,90 |
| | | | Volkswagen | Golf IV | 6 Jx14 | 45 | | 7,90 |

| | | | | | | | | |
|----------------|------|------------------|-------------------------|-----------------|-------------------|--------|------------|------|
| R1-1332 | 7410 | Opel | Astra-G | 5.5x14 | 54 | 7,30 | 235 | |
| R1-1336 | 8480 | Volvo | 850 | 6x15 | 40 | 8,50 | 313 | |
| R1-1338 | 8200 | Ford | Fiesta V/ST150 | 6 Jx15 | 40 | 8,90 | 222 | |
| | | | Focus | 6 Jx15 | 40 | 8,90 | | |
| | | | Fusion | 6 Jx15 | 40 | 8,90 | | |
| | | | Ford dostawcze | Fiesta Van | 6 Jx15 | 40 | | 8,90 |
| | | | | | | | | |
| R1-1341 | 2910 | Chevrolet/Daewoo | Matiz | 4.5 Jx13 | 54 | 6,20 | 205 | |
| | | | Matiz | 4.5 Jx13 | 54 | 6,20 | | |
| R1-1344 | 7010 | Toyota | Yaris/Yaris Verso | 5.5 Jx14 | 48 | 6,90 | 285 | |
| R1-1345 | 9680 | Audi | A3 | 6.5 Jx16 | 36 | 9,40 | 300 | |
| | | | Seat | Ibiza/Cordoba | 6.5 Jx16 | 36 | | 9,40 |
| | | | Toledo II/Leon | 6.5 Jx16 | 36 | 9,40 | | |
| | | Škoda | Fabia/RS | 6.5 Jx16 | 36 | 9,40 | | |
| | | | Octavia/Tour/RS | 6.5 Jx16 | 36 | 9,40 | | |
| | | Volkswagen | Bora/Variant | 6.5 Jx16 | 36 | 9,40 | | |
| | | | Golf IV/Variant | 6.5 Jx16 | 36 | 9,40 | | |
| | | | New Beetle/Cabrio | 6.5 Jx16 | 36 | 9,40 | | |
| | | | Polo IV GTI Cup Edition | 6.5 Jx16 | 36 | 9,40 | | |
| | | R1-1347 | 9485 | Iveco dostawcze | Iveco Daily S2000 | 5 Jx16 | | 30 |
| R1-1350 | 8175 | Renault | Clio II/Campus/Storia | 6 Jx15 | 40 | 7,05 | 240 | |
| | | | Megane | 6 Jx15 | 40 | 7,05 | | |
| | | | Megane Break | 6 Jx15 | 40 | 7,05 | | |
| | | | Megane Scenic | 6 Jx15 | 40 | 7,05 | | |
| | | | Thalia/Symbol | 6 Jx15 | 40 | 7,05 | | |
| R1-1354 | 7220 | Kia | Sephia II | 5.5 Jx14 | 48 | 8,40 | 280 | |
| | | | Shuma I | 5.5 Jx14 | 48 | 8,40 | | |
| | | | Shuma II | 5.5 Jx14 | 48 | 8,40 | | |
| R1-1357 | 8010 | Opel | Meriva-A/OPC | 6 Jx15 | 40 | 8,80 | 250 | |
| | | | Zafira-A | 6 Jx15 | 40 | 8,80 | | |
| R1-1361 | 9490 | Audi | A6/Avant | 6 Jx16 | 30 | 9,00 | 325 | |
| | | | Škoda | Superb | 6 Jx16 | 30 | | 9,00 |
| | | | Volkswagen | Passat/Variant | 6 Jx16 | 30 | | 9,00 |
| R1-1364 | 6780 | Chevrolet/Daewoo | Espero | 5.5 Jx14 | 48 | 7,50 | 218 | |
| | | | Lanos | 5.5 Jx14 | 48 | 7,50 | | |
| | | | Nexia | 5.5 Jx14 | 48 | 7,50 | | |
| | | | Nubira | 5.5 Jx14 | 48 | 7,50 | | |
| | | | Opel | Astra-F | 5.5 Jx14 | 48 | | 7,50 |
| | | | | Kadett | 5.5 Jx14 | 48 | | 7,50 |
| | | Vectra-A | 5.5 Jx14 | 48 | 7,50 | | | |
| R1-1369 | 8475 | Citroën | Berlingo I | 6 Jx15 | 40 | 8,55 | 250 | |
| | | | Berlingo I | 6 Jx15 | 40 | 8,55 | | |
| | | | Xsara Picasso | 6 Jx15 | 40 | 8,55 | | |
| | | | Peugeot | Partner I Kombi | 6 Jx15 | 40 | | 8,55 |
| | | | | Partner I Kombi | 6 Jx15 | 40 | | 8,55 |

| | | | | | | | | | | | |
|----------------|---------|------------------|---------------------------------|-------------|----------------|------------|------------|----------|------|------|------------|
| R1-1418 | | Nissan dostawcze | Cabstar | 5x15 | | | 310 | | | | |
| R1-1421 | 8505 | Ford | Transit Tourneo | 5.5 Jx15 | 32 | 10,30 | 395 | | | | |
| | | | Transit Tourneo/Euroline/Nugget | 5.5 Jx15 | 32 | 10,30 | | | | | |
| | | Ford dostawcze | Transit | 5.5 Jx15 | 32 | 10,30 | | | | | |
| | | | Transit | 5.5 Jx15 | 32 | 10,30 | | | | | |
| R1-1429 | 9135 | Renault | Espace/Grand Espace | 7 Jx17 | 25 | 10,20 | 364 | | | | |
| | | | Vel Satis | 7 Jx17 | 25 | 10,20 | | | | | |
| R1-1433 | | Renault | Kangoo 4x4 | 5.5x15 | 40 | 8,40 | 285 | | | | |
| R1-1434 | 9735 | Nissan | Primera/Primera Traveller | 6.5 Jx16 | 30 | 10,00 | 281 | | | | |
| R1-1435 | 8305 | Nissan | Micra | 5.5 Jx15 | 40 | 6,40 | 252 | | | | |
| | | | Micra/Micra CC | 5.5 Jx15 | 40 | 6,40 | | | | | |
| R1-1436 | 5820 | Nissan | Micra | 5 Jx14 | 54 | 5,30 | 230 | | | | |
| R1-1456 | 9375 | Peugeot | 807 | 6.5 Jx15 | 40 | 8,40 | 266 | | | | |
| R1-1463 | 9245 | Opel | Astra-H | 6.5 Jx15 | 40 | 8,20 | 222 | | | | |
| | | | Astra-H GTC | 6.5 Jx15 | 40 | 8,20 | | | | | |
| | | | Meriva-B | 6.5 Jx15 | 40 | 8,20 | | | | | |
| | | | Signum | 6.5 Jx15 | 40 | 8,20 | | | | | |
| | | | Vectra-C | 6.5 Jx15 | 40 | 8,20 | | | | | |
| | | | Zafira-B | 6.5 Jx15 | 40 | 8,20 | | | | | |
| | | | Opel dostawcze | Astra-H/Van | 6.5 Jx15 | 40 | | 8,20 | | | |
| | | | R1-1464 | 6275 | Ford | Fiesta V | | 5.5 Jx14 | 54 | 7,00 | 200 |
| | | | | | | Fusion | | 5.5 Jx14 | 54 | 7,00 | |
| | | | | | Ford dostawcze | Fiesta Van | | 5.5 Jx14 | 54 | 7,00 | |
| Mazda | Mazda 2 | 5.5 Jx14 | | | | 54 | 7,00 | | | | |
| R1-1468 | 9985 | Renault | Megane II | 6.5 Jx16 | 30 | 9,85 | 258 | | | | |
| | | | Megane II Scenic/Grand Scenic | 6.5 Jx16 | 30 | 9,85 | | | | | |
| R1-1469 | 8715 | Renault | Megane II | 6.5 Jx15 | 40 | 8,60 | 230 | | | | |
| | | | Megane II Scenic | 6.5 Jx15 | 40 | 8,60 | | | | | |
| R1-1470 | | Citroën | C8 | 7 Jx16 | 30 | 9,65 | 320 | | | | |
| | | | Fiat | Ulysse | 7 Jx16 | 30 | | 9,65 | | | |
| | | | Lancia | Phedra | 7 Jx16 | 30 | | 9,65 | | | |
| | | | 9417 | Peugeot | 807 | 7 Jx16 | | 30 | 9,65 | | |
| R1-1471 | 4450 | Fiat | Panda/Classic | 5 Bx13 | 54 | 4,90 | 180 | | | | |
| R1-1472 | | Fiat | Panda/Classic | 5x13 | 54 | 5,05 | 180 | | | | |
| R1-1475 | 8185 | Alfa Romeo | MiTo/Turismo | 6 Jx15 | 40 | 9,15 | 247 | | | | |
| | | | Fiat | 500/500C | 6 Jx15 | 40 | | 9,15 | | | |
| | | | Idea | 6 Jx15 | 40 | 9,15 | | | | | |
| | | | Ford | KA II | 6 Jx15 | 40 | | 9,15 | | | |
| | | | Lancia | Musa | 6 Jx15 | 40 | | 9,15 | | | |
| | | | Ypsilon | 6 Jx15 | 40 | 9,15 | | | | | |
| R1-1476 | 9305 | Peugeot | 407/Break | 6.5 Jx16 | 30 | 8,90 | 330 | | | | |
| R1-1477 | | Opel | Meriva-A | 5.5x14 | 54 | 6,45 | 222 | | | | |
| R1-1478 | 6435 | Opel | Meriva-A | 6 Jx15 | 40 | 8,85 | 228 | | | | |
| | | | Tigra Twin Top | 6 Jx15 | 40 | 8,85 | | | | | |

| MWP | Alcar | Marka | Model | Rozmiary felgi | Ilość na palecie | Waga kg | Cena detaliczna netto PLN |
|-----|-------|-------|-------|----------------|------------------|---------|---------------------------|
|-----|-------|-------|-------|----------------|------------------|---------|---------------------------|

Felgi wg numerów katalogowych

| | | | | | | | |
|---------|------|------------|-----------------------------|----------|----|-------|-----|
| R1-1480 | 8705 | Toyota | Avensis Verso | 6.5 Jx15 | 40 | 9,40 | 321 |
| R1-1481 | 9285 | Toyota | Corolla III (Toyota Europa) | 6x15 | 48 | 8,70 | 300 |
| | | | Corolla III (Toyota Japan) | 6x15 | 48 | 8,70 | |
| R1-1482 | 9365 | Volkswagen | Touareg | 7 Jx16 | 30 | 11,90 | 447 |
| R1-1483 | 9455 | Fiat | Croma | 6.5 Jx16 | 30 | 9,00 | 298 |
| | | Opel | Signum | 6.5 Jx16 | 30 | 9,00 | |
| | | | Vectra-C | 6.5 Jx16 | 30 | 9,00 | |
| | | | Vectra-C Caravan | 6.5 Jx16 | 30 | 9,00 | |
| | | Saab | 9-3 Cabrio | 6.5 Jx16 | 30 | 9,00 | |
| | | | 9-3/9-3X | 6.5 Jx16 | 30 | 9,00 | |
| R1-1486 | 9630 | Opel | Astra-G Coupé/Cabrio | 6x16 | 30 | 8,80 | 322 |
| | | | Astra-G/Astra-G OPC | 6x16 | 30 | 8,80 | |
| R1-1489 | 9165 | Seat | Altea Freetrack | 6 Jx15 | 40 | 8,75 | 203 |
| | | | Altea/Altea XL Kombi | 6 Jx15 | 40 | 8,75 | |
| | | | Leon II | 6 Jx15 | 40 | 8,75 | |
| | | | Toledo III | 6 Jx15 | 40 | 8,75 | |
| | | Škoda | Octavia II | 6 Jx15 | 40 | 8,75 | |
| | | Volkswagen | Caddy Generation Four/Beach | 6 Jx15 | 40 | 8,75 | |
| | | | Caddy Life | 6 Jx15 | 40 | 8,75 | |
| | | | Golf V | 6 Jx15 | 40 | 8,75 | |
| | | | Golf V Plus/Cross | 6 Jx15 | 40 | 8,75 | |
| | | | Golf V Variant | 6 Jx15 | 40 | 8,75 | |
| | | | Golf VI Cabrio | 6 Jx15 | 40 | 8,75 | |
| | | | Golf VI Variant | 6 Jx15 | 40 | 8,75 | |
| | | | Golf VI/Plus/Cross | 6 Jx15 | 40 | 8,75 | |
| | | | Jetta | 6 Jx15 | 40 | 8,75 | |
| | | | Jetta | 6 Jx15 | 40 | 8,75 | |
| | | | Touran/Cross | 6 Jx15 | 40 | 8,75 | |
| R1-1490 | 9690 | BMW | 3-er | 7 Jx16 | 30 | 8,65 | 358 |
| | | | 3-er 4x4 | 7 Jx16 | 30 | 8,65 | |
| | | | 3-er Compact | 7 Jx16 | 30 | 8,65 | |
| | | | 3-er Compact | 7 Jx16 | 30 | 8,65 | |
| | | | 3-er Coupé/Cabrio | 7 Jx16 | 30 | 8,65 | |
| | | | 3-er Coupé/Cabrio | 7 Jx16 | 30 | 8,65 | |
| | | | 3-er Lim/Touring | 7 Jx16 | 30 | 8,65 | |
| | | | 3-er Touring | 7 Jx16 | 30 | 8,65 | |
| | | | Z3 Roadster/Coupe (E36/7/8) | 7 Jx16 | 30 | 8,65 | |
| | | | | | | | |

| | | | | | | | |
|---------|------|----------------------|----------------------------------|----------|----|-------|-----|
| R1-1513 | 6565 | Chevrolet/Daewoo | Aveo | 5.5 Jx14 | 90 | 7,45 | 303 |
| | | | Kalos | 5.5 Jx14 | 90 | 7,45 | |
| R1-1514 | 7970 | Chevrolet/Daewoo | Epica | 6 Jx15 | 88 | 8,40 | 291 |
| | | | Evanda | 6 Jx15 | 88 | 8,40 | |
| R1-1519 | 8000 | Škoda | Fabia II/Scout | 6 Jx15 | 40 | 9,20 | 217 |
| | | | Fabia/RS | 6 Jx15 | 40 | 9,20 | |
| | | | Roomster/Scout | 6 Jx15 | 40 | 9,20 | |
| | | Škoda dostawcze | Fabia Praktika | 6 Jx15 | 40 | 9,20 | |
| | | | Praktik | 6 Jx15 | 40 | 9,20 | |
| | | | | | | | |
| R1-1522 | 8795 | Ford | C-Max | 6 Jx15 | 40 | 6,80 | 205 |
| | | | Focus II | 6 Jx15 | 40 | 6,80 | |
| R1-1529 | 9685 | Volkswagen | T5 Multivan/California/Caravelle | 6.5 Jx16 | 30 | 11,30 | 286 |
| | | | T6 Multivan/California/Caravelle | 6.5 Jx16 | 30 | 11,30 | |
| | | Volkswagen dostawcze | T6 Transporter | 6.5 Jx16 | 30 | 11,30 | |
| R1-1548 | 5220 | Hyundai | Accent | 5 Jx14 | 54 | 8,05 | 255 |
| | | | Getz | 5 Jx14 | 54 | 8,05 | |
| | | | Getz | 5 Jx14 | 54 | 8,05 | |
| R1-1552 | 8525 | Ford | Tourneo Connect | 6 Jx15 | 40 | 9,15 | 335 |
| | | Ford dostawcze | Transit Connect | 6 Jx15 | 40 | 9,15 | |
| R1-1555 | 7975 | Mazda | Mazda 3 | 6x15 | 54 | 8,60 | 310 |
| R1-1557 | 9975 | Ford | C-Max | 6.5 Jx16 | 30 | 9,65 | |
| | | | Focus II/CC/ST220 | 6.5 Jx16 | 30 | 9,65 | |
| | | | Mondeo (Facelift) / ST220 | 6.5 Jx16 | 30 | 9,65 | |
| R1-1559 | 8365 | Opel | Astra-H | 6.5 Jx15 | 40 | 6,65 | 240 |
| | | | Astra-H GTC | 6.5 Jx15 | 40 | 6,65 | |
| | | | Tigra Twin Top | 6.5 Jx15 | 40 | 6,65 | |
| R1-1560 | 9045 | Opel | Astra-H | 6.5 Jx16 | 30 | 8,20 | 275 |
| | | | Astra-H GTC/Twintop | 6.5 Jx16 | 30 | 8,20 | |
| | | | Meriva-B | 6.5 Jx16 | 30 | 8,20 | |
| | | | Zafira-B | 6.5 Jx16 | 30 | 8,20 | |
| | | Opel dostawcze | Astra-H/Van | 6.5 Jx16 | 30 | 8,20 | |
| | | | Meriva-B Van | 6.5 Jx16 | 30 | 8,20 | |
| | | | Zafira-B Van | 6.5 Jx16 | 30 | 8,20 | |
| R1-1565 | 9885 | Audi | A4/Avant | 7 Jx16 | 30 | 9,35 | 290 |
| | | | A4/Avant (Facelift) | 7 Jx16 | 30 | 9,35 | |
| | | | A6/Avant | 7 Jx16 | 30 | 9,35 | |
| | | | A6/Avant | 7 Jx16 | 30 | 9,35 | |
| | | | A6/Avant | 7 Jx16 | 30 | 9,35 | |

| | | | | | | | |
|---------|------|----------------------|----------------------------------|----------|----|-------|-----|
| R1-1589 | 8565 | Citroën | C4/C4-Coupé | 6.5 Jx16 | 30 | 9,70 | 256 |
| | | | C5/C5 Break | 6.5 Jx16 | 30 | 9,70 | |
| R1-1593 | 7915 | Fiat | Grande Punto/Punto EVO | 6 Jx15 | 40 | 6,65 | 205 |
| R1-1594 | 8217 | Alfa Romeo | 159/159 Sport Wagon | 7 Jx16 | 30 | 8,40 | |
| | | | 159/159 Sport Wagon | 7 Jx16 | 30 | 8,40 | |
| R1-1595 | | Suzuki | Swift | 5.5 Jx15 | 48 | 6,80 | 237 |
| R1-1596 | 5155 | Opel | Agila | 5 Jx14 | 48 | 6,10 | |
| | | Suzuki | Splash | 5 Jx14 | 48 | 6,10 | |
| | | | Swift | 5 Jx14 | 48 | 6,10 | |
| R1-1597 | 8425 | Volkswagen | EOS | 6.5 Jx16 | 30 | 9,65 | 250 |
| | | | Passat/Variant | 6.5 Jx16 | 30 | 9,65 | |
| | | | Passat/Variant | 6.5 Jx16 | 30 | 9,65 | |
| | | | Scirocco III | 6.5 Jx16 | 30 | 9,65 | |
| R1-1598 | 8345 | BMW | 3-er | 7 Jx16 | 40 | 8,30 | 360 |
| | | | 3-er Coupé/Cabrio | 7 Jx16 | 40 | 8,30 | |
| | | | 3-er Touring | 7 Jx16 | 40 | 8,30 | |
| | | | 3-er xDrive | 7 Jx16 | 40 | 8,30 | |
| R1-1600 | 7945 | Honda | FR-V | 6x15 | 40 | 8,10 | 361 |
| R1-1601 | 4940 | Citroën | C1 | 4.5 Jx14 | 54 | 7,10 | |
| | | Peugeot | 107 | 4.5 Jx14 | 54 | 7,10 | |
| | | Toyota | Aygo | 4.5 Jx14 | 54 | 7,10 | |
| R1-1604 | 7995 | Volvo | C30 | 6 Jx15 | 40 | 6,75 | 277 |
| | | | S40/V50 | 6 Jx15 | 40 | 6,75 | |
| | | | V40 | 6 Jx15 | 40 | 6,75 | |
| R1-1605 | 7975 | Mazda | Mazda 5 | 6x15 | 40 | 8,10 | 312 |
| | | | Mazda 5 | 6x15 | 40 | 8,10 | |
| R1-1606 | 5710 | Toyota | Yaris II | 5 Jx14 | 54 | 5,95 | 284 |
| R1-1607 | 7890 | Daihatsu | Charade | 5.5 Jx15 | 40 | 8,20 | |
| | | Toyota | Yaris II | 5.5 Jx15 | 40 | 8,20 | |
| R1-1608 | | Dacia | Logan | 5.5x14 | 48 | 7,50 | 228 |
| R1-1610 | 8005 | Honda | Civic | 6.5 Jx16 | 30 | 8,80 | |
| R1-1611 | 7715 | Renault | Clio III/Grandtour | 6 Jx15 | 40 | 6,75 | 287 |
| R1-1612 | | Renault | Clio III | 6.5 Jx16 | 30 | 7,60 | |
| R1-1614 | 9215 | Volkswagen | T5 Multivan/California/Caravelle | 7 Jx17 | 25 | 14,00 | 470 |
| | | | T6 Multivan/California/Caravelle | 7 Jx17 | 25 | 14,00 | |
| | | Volkswagen dostawcze | T5 Transporter | 7 Jx17 | 25 | 14,00 | |
| | | | T6 Transporter | 7 Jx17 | 25 | 14,00 | |

| | | | | | | | |
|----------------|------------|---------------------|-----------------------------|----------|------|------|------------|
| R1-1491 | 9915 | Audi | A3/Cabrio/Sportback | 6.5 Jx16 | 30 | 9,55 | 242 |
| | | Seat | Altea Freetrack/4x4 | 6.5 Jx16 | 30 | 9,55 | |
| | | | Altea/Altea XL Kombi | 6.5 Jx16 | 30 | 9,55 | |
| | | | Leon II | 6.5 Jx16 | 30 | 9,55 | |
| | | | Toledo III | 6.5 Jx16 | 30 | 9,55 | |
| | Škoda | Octavia II | 6.5 Jx16 | 30 | 9,55 | | |
| | Volkswagen | Golf V | 6.5 Jx16 | 30 | 9,55 | | |
| | | Golf V Plus/Cross | 6.5 Jx16 | 30 | 9,55 | | |
| | | Golf V Variant | 6.5 Jx16 | 30 | 9,55 | | |
| | | Golf VI Cabrio | 6.5 Jx16 | 30 | 9,55 | | |
| | | Golf VI Variant | 6.5 Jx16 | 30 | 9,55 | | |
| | | Golf VI/Plus/Cross | 6.5 Jx16 | 30 | 9,55 | | |
| | | Jetta | 6.5 Jx16 | 30 | 9,55 | | |
| | | Jetta | 6.5 Jx16 | 30 | 9,55 | | |
| Touran | 6.5 Jx16 | 30 | 9,55 | | | | |
| R1-1492 | 9535 | Audi | A3/Cabrio/Sportback | 6 Jx16 | 30 | 9,50 | 242 |
| | | Seat | Altea Freetrack/4x4 | 6 Jx16 | 30 | 9,50 | |
| | | | Altea/Altea XL Kombi | 6 Jx16 | 30 | 9,50 | |
| | | | Leon II | 6 Jx16 | 30 | 9,50 | |
| | | | Toledo III | 6 Jx16 | 30 | 9,50 | |
| | Škoda | Octavia II/Scout/RS | 6 Jx16 | 30 | 9,50 | | |
| | Volkswagen | Superb II/Combi | 6 Jx16 | 30 | 9,50 | | |
| | | Yeti | 6 Jx16 | 30 | 9,50 | | |
| | | Golf V | 6 Jx16 | 30 | 9,50 | | |
| | | Golf V Plus/Cross | 6 Jx16 | 30 | 9,50 | | |
| | | Golf V Variant | 6 Jx16 | 30 | 9,50 | | |
| | | Golf VI Cabrio | 6 Jx16 | 30 | 9,50 | | |
| | | Golf VI Variant | 6 Jx16 | 30 | 9,50 | | |
| | | Golf VI/Plus/Cross | 6 Jx16 | 30 | 9,50 | | |
| Jetta | | 6 Jx16 | 30 | 9,50 | | | |
| Jetta | 6 Jx16 | 30 | 9,50 | | | | |
| Touran/Cross | 6 Jx16 | 30 | 9,50 | | | | |
| R1-1502 | 9145 | Toyota | Corolla III (Toyota Europa) | 6x15 | 40 | 8,45 | 318 |
| R1-1503 | 9955 | Toyota | Avensis II | 6.5 Jx16 | 30 | 9,30 | 323 |
| R1-1505 | 9545 | Seat | Ibiza/Cordoba | 6 Jx15 | 40 | 7,85 | 280 |
| | | Volkswagen | Fox | 6 Jx15 | 40 | 7,85 | |
| | Polo IV | | 6 Jx15 | 40 | 7,85 | | |
| R1-1506 | 6845 | Honda | Jazz | 5.5x14 | 48 | 6,40 | 250 |
| R1-1507 | 8735 | Mazda | Mazda 6 (Facelift) | 6 Jx15 | 88 | 9,30 | 340 |
| | | | Mazda 6/Sport | 6 Jx15 | 88 | 9,30 | |
| R1-1508 | 6790 | Opel | Corsa-C | 5.5 Jx14 | 54 | 6,05 | 250 |
| R1-1510 | 3670 | Kia | Rio I | 5x13 | | 6,85 | 210 |

| | | | | | | | | |
|----------------|------|----------------------|---------------------------------|-----------------|----------|-------|------------|------|
| R1-1567 | 8245 | Mercedes | A-Klasse | 6 Jx15 | 40 | 6,50 | 275 | |
| | | | B-Klasse | 6 Jx15 | 40 | 6,50 | | |
| R1-1568 | 9970 | BMW | 5-er | 7 Jx16 | 30 | 10,25 | 370 | |
| | | | 5-er Touring | 7 Jx16 | 30 | 10,25 | | |
| R1-1569 | | Volkswagen dostawcze | Caddy Kombi | 6x15 | 40 | 7,45 | 250 | |
| R1-1571 | 5490 | Hyundai | i10 | 5 Jx14 | 48 | 6,75 | 240 | |
| | | | Kia | Picanto | 5 Jx14 | 48 | | 6,75 |
| R1-1572 | 2490 | Hyundai | i10 | 4 Bx13 | 63 | 5,25 | 225 | |
| | | | Kia | Picanto | 4 Bx13 | 63 | | 5,25 |
| | | | | Picanto II | 4 Bx13 | 63 | | 5,25 |
| R1-1574 | 6670 | Mitsubishi | Colt/CZ3 | 5.5 Jx14 | 54 | 6,15 | 290 | |
| | | | Smart | Forfour | 5.5 Jx14 | 54 | | 6,15 |
| R1-1575 | 7960 | Mitsubishi | Colt CZC | 6 Jx15 | 40 | 7,05 | 338 | |
| | | | Colt/CZ3/CZT | 6 Jx15 | 40 | 7,05 | | |
| | | | Smart | Forfour | 6 Jx15 | 40 | | 7,05 |
| R1-1576 | 8595 | Mercedes | A-Klasse | 6 Jx16 | 30 | 7,45 | 300 | |
| | | | B-Klasse | 6 Jx16 | 30 | 7,45 | | |
| R1-1577 | 9225 | Volvo | C30 | 6.5 Jx16 | 30 | 9,80 | 282 | |
| | | | S40/V50 | 6.5 Jx16 | 30 | 9,80 | | |
| | | | V40 | 6.5 Jx16 | 30 | 9,80 | | |
| | | | V40 Cross Country | 6.5 Jx16 | 30 | 9,80 | | |
| R1-1579 | 7935 | Renault | Clio III/Grandtour | 5.5 Jx15 | 48 | 5,85 | 243 | |
| | | | Modus/Grand Modus | 5.5 Jx15 | 48 | 5,85 | | |
| R1-1580 | 7965 | Renault | Clio III/Grandtour | 6 Jx15 | 40 | 5,85 | 243 | |
| | | | Modus/Grand Modus | 6 Jx15 | 40 | 5,85 | | |
| R1-1582 | 9695 | Peugeot | 307/SW/Break/CC | 6.5 Jx16 | 30 | 13,10 | 258 | |
| R1-1583 | 9697 | Peugeot | 407 Coupé | 7 Jx17 | 25 | 9,40 | 362 | |
| | | | 407/Break | 7 Jx17 | 25 | 9,40 | | |
| R1-1586 | 4920 | Opel | Agila | 4.5 Jx14 | 48 | 5,90 | 245 | |
| | | | Subaru | Justy/Justy G3X | 4.5 Jx14 | 48 | | 5,90 |
| | | Suzuki | Ignis | 4.5 Jx14 | 48 | 5,90 | | |
| | | | Wagon R+ | 4.5 Jx14 | 48 | 5,90 | | |
| | | | Wagon R+ | 4.5 Jx14 | 48 | 5,90 | | |
| R1-1587 | 9597 | Ford | Transit Tourneo | 5.5 Jx16 | 30 | 13,90 | 385 | |
| | | | Transit Tourneo | 5.5 Jx16 | 30 | 13,90 | | |
| | | | Transit Tourneo/Euroline/Nugget | 5.5 Jx16 | 30 | 13,90 | | |
| | | Ford dostawcze | Transit | 5.5 Jx16 | 30 | 13,90 | | |
| | | | Transit | 5.5 Jx16 | 30 | 13,90 | | |
| R1-1588 | 6480 | Opel | Combo Combi/Tour | 5.5 Jx14 | 48 | 6,55 | 285 | |
| | | | Opel dostawcze | Combo-C | 5.5 Jx14 | 48 | | 6,55 |
| | | | | Corsa-C Van | 5.5 Jx14 | 48 | | 6,55 |

| | | | | | | | | |
|-------------------|---------------------|------------------|---------------------------|------------------------|----------|-------|------------|-------|
| R1-1620 | 8255 | Citroën | C6 | 7 Jx17 | 25 | 10,10 | 368 | |
| R1-1621 | 6555 | Chevrolet/Daewoo | Lacetti | 5.5 Jx14 | 48 | 6,85 | 303 | |
| | | | Nubira J200 | 5.5 Jx14 | 48 | 6,85 | | |
| | | | Rezzo/Tacuma | 5.5 Jx14 | 48 | 6,85 | | |
| R1-1625 | 9465 | Ford dostawcze | Transit | 5 Jx16 | 30 | | 378 | |
| R1-1626 | 6815 | Fiat | Doblò | 5.5 Jx15 | 48 | 6,70 | 246 | |
| | | | Fiat dostawcze | Doblò Cargo | 5.5 Jx15 | 48 | | 6,70 |
| R1-1628 | 6225 | Fiat | Doblò | 5.5 Jx14 | 54 | 7,30 | 209 | |
| | | | Fiat dostawcze | Doblò Cargo | 5.5 Jx14 | 54 | | 7,30 |
| R1-1630 | 6775 | Nissan | Note | 5.5 Jx15 | 40 | 6,40 | 244 | |
| R1-1631 | 7230 | Hyundai | Accent | 5.5 Jx14 | 48 | 7,30 | 313 | |
| | | | Kia | Rio II | 5.5 Jx14 | 48 | | 7,30 |
| R1-1633 | | Dacia | Logan/MCV/Sandero | 5.5x14 | 48 | 6,70 | 190 | |
| R1-1635 | | Citroën | Jumper II Kombi/Minibus | 6x15 | 40 | 10,40 | 291 | |
| | | | Citroën dostawcze | Jumper II | 6x15 | 40 | | 10,40 |
| | | | Fiat | Ducato II Kombi/Bus | 6x15 | 40 | | 10,40 |
| | | | Fiat dostawcze | Ducato II | 6x15 | 40 | | 10,40 |
| | | | Peugeot | Boxer II | 6x15 | 40 | | 10,40 |
| | | | Peugeot dostawcze | Boxer II | 6x15 | 40 | | 10,40 |
| R1-1636 | 9601 | Citroën | Jumper II Kombi/Minibus | 6 Jx16 | 30 | 12,00 | 339 | |
| | | | Citroën dostawcze | Jumper II | 6 Jx16 | 30 | | 12,00 |
| | | | Fiat | Ducato II Kombi/Bus | 6 Jx16 | 30 | | 12,00 |
| | | | Fiat dostawcze | Ducato II/Maxi | 6 Jx16 | 30 | | 12,00 |
| | | | Peugeot | Boxer II | 6 Jx16 | 30 | | 12,00 |
| | | | Peugeot dostawcze | Boxer II | 6 Jx16 | 30 | | 12,00 |
| R1-1637 | 7320 | Renault | Twingo II | 5.5 Jx14 | 54 | 5,65 | 205 | |
| R1-1638 | 6875 | Fiat | Idea | 6 Jx14 | 54 | 6,20 | 176 | |
| R1-1640 | 7845 | Peugeot | 207/SW/CC | 6 Jx16 | 30 | 7,20 | 270 | |
| R1-1642 | 8275 | Volvo | S60/V60 | 7 Jx16 | 40 | 10,40 | 370 | |
| | | | S80 | 7 Jx16 | 40 | 10,40 | | |
| | | | V70 | 7 Jx16 | 40 | 10,40 | | |
| | | | XC70 | 7 Jx16 | 40 | 10,40 | | |
| | | | | | | | | |
| R1-1643 | 9385 | Citroën | Jumpy II Kombi (Facelift) | 6.5 Jx15 | 40 | 9,55 | 340 | |
| | | | Citroën dostawcze | Jumpy I (Facelift) | 6.5 Jx15 | 40 | | 9,55 |
| | | | Fiat | Scudo Kombi (Facelift) | 6.5 Jx15 | 40 | | 9,55 |
| | | | Fiat dostawcze | Scudo (Facelift) | 6.5 Jx15 | 40 | | 9,55 |
| | | | Peugeot | Expert I Kombi | 6.5 Jx15 | 40 | | 9,55 |
| Peugeot dostawcze | Expert I (Facelift) | 6.5 Jx15 | 40 | 9,55 | | | | |
| R1-1645 | 8465 | Ford | Galaxy II | 6.5 Jx16 | 30 | 10,35 | 255 | |
| | | | S-Max | 6.5 Jx16 | 30 | 10,35 | | |
| | | | Land Rover | Freelander II | 6.5 Jx16 | 30 | | 10,35 |

| MWP | Alcar | Marka | Model | Rozmiary felgi | Ilość na palecie | Waga kg | Cena detaliczna netto PLN |
|-----|-------|-------|-------|----------------|------------------|---------|---------------------------|
|-----|-------|-------|-------|----------------|------------------|---------|---------------------------|

Felgi wg numerów katalogowych

| | | | | | | | | |
|---------|------|--------------------|--------------------------|-------------------|----------|-------|-----|------|
| R1-1646 | 9037 | Ford dostawcze | Transit | 5 Jx16 | 30 | 11,00 | 445 | |
| R1-1647 | 9488 | Mercedes dostawcze | Sprinter II | 6.5 Jx16 | 30 | 13,70 | 307 | |
| | | | Sprinter II | 6.5 Jx16 | 30 | 13,70 | | |
| | | | Sprinter II (Facelift) | 6.5 Jx16 | 30 | 13,70 | | |
| | | | Sprinter II (Facelift) | 6.5 Jx16 | 30 | 13,70 | | |
| | | | Sprinter II (Facelift) | 6.5 Jx16 | 30 | 13,70 | | |
| R1-1648 | 6445 | Opel | Adam | 6 Jx15 | 40 | 8,35 | 220 | |
| | | | Corsa-D | 6 Jx15 | 40 | 8,35 | | |
| | | | Corsa-E | 6 Jx15 | 40 | 8,35 | | |
| R1-1650 | 9507 | Opel dostawcze | Corsa-D Van | 6 Jx15 | 40 | 8,35 | 315 | |
| | | | Corsa-E Van | 6 Jx15 | 40 | 8,35 | | |
| | | | Corsa-E Van | 6 Jx15 | 40 | 8,35 | | |
| R1-1651 | 8055 | Citroën | Adam | 6x16 | 30 | 8,40 | 218 | |
| | | | Corsa-D | 6x16 | 30 | 8,40 | | |
| | | | Corsa-E | 6x16 | 30 | 8,40 | | |
| | | | Corsa-D Van | 6x16 | 30 | 8,40 | | |
| | | | Corsa-E Van | 6x16 | 30 | 8,40 | | |
| | | Peugeot | C3 | 6 Jx15 | 40 | 8,40 | | |
| | | | C3 II | 6 Jx15 | 40 | 8,40 | | |
| | | | C3 III | 6 Jx15 | 40 | 8,40 | | |
| | | | C3 Picasso | 6 Jx15 | 40 | 8,40 | | |
| | | | C-Elysee | 6 Jx15 | 40 | 8,40 | | |
| R1-1652 | 9265 | Toyota | DS3 | 6 Jx15 | 40 | 8,40 | 347 | |
| | | | 208 | 6 Jx15 | 40 | 8,40 | | |
| | | | 301 | 6 Jx15 | 40 | 8,40 | | |
| | | | 207/SW | 6 Jx15 | 40 | 8,40 | | |
| R1-1662 | 6515 | Opel | Corolla Verso | 6.5 Jx16 | 30 | 8,85 | 181 | |
| | | | Adam | 5.5 Jx14 | 48 | 6,20 | | |
| | | | Corsa-D | 5.5 Jx14 | 48 | 6,20 | | |
| R1-1663 | 7860 | Citroën | Corsa-E | 5.5 Jx14 | 48 | 6,20 | 257 | |
| | | | Opel dostawcze | Corsa-D Van | 5.5 Jx14 | 48 | | 6,20 |
| | | | Corsa-E Van | 5.5 Jx14 | 48 | 6,20 | | |
| | | | Berlingo II | 6.5 Jx16 | 25 | 8,95 | | |
| | | | C4 Picasso/Grand Picasso | 6.5 Jx16 | 25 | 8,95 | | |
| R1-1664 | 7670 | Peugeot | Partner II Tepee | 6.5 Jx16 | 25 | 8,95 | 309 | |
| | | | Citroën dostawcze | Jumpy II skrzynia | 6.5 Jx15 | 40 | | 9,80 |
| | | | Fiat dostawcze | Scudo II skrzynia | 6.5 Jx15 | 40 | | 9,80 |
| | | Peugeot dostawcze | Expert II skrzynia | 6.5 Jx15 | 40 | 9,80 | | |

| MWP | Alcar | Marka | Model | Rozmiary felgi | Ilość na palecie | Waga kg | Cena detaliczna netto PLN |
|-----|-------|-------|-------|----------------|------------------|---------|---------------------------|
|-----|-------|-------|-------|----------------|------------------|---------|---------------------------|

| | | | | | | | |
|---------|------|----------|-------------------|------------------------------|----------|------|-----|
| R1-1689 | 6315 | Fiat | 500/500C | 5.5 Jx14 | 54 | 5,60 | 180 |
| | | | Panda | 5.5 Jx14 | 54 | 5,60 | |
| | | Ford | KA II | 5.5 Jx14 | 54 | 5,60 | |
| R1-1691 | 7865 | Toyota | Auris | 6.5 Jx16 | 30 | 9,45 | 315 |
| R1-1692 | 9157 | Toyota | Auris | 6 Jx15 | 40 | 8,05 | 320 |
| R1-1693 | 8077 | Hyundai | i30/i30cw | 5.5 Jx15 | 48 | 7,70 | 240 |
| | | | Kia | Cee'd/Pro Cee'd/Sporty Wagon | 5.5 Jx15 | 48 | |
| R1-1694 | 7790 | Hyundai | i30/i30cw | 6x16 | 25 | 8,55 | 325 |
| | | | Kia | Cee'd/Pro Cee'd Sporty Wagon | 6x16 | 25 | |
| R1-1695 | 9892 | Mercedes | C-Klasse | 7 Jx16 | 40 | 8,05 | 327 |
| | | | C-Klasse Coupé | 7 Jx16 | 40 | 8,05 | |
| R1-1696 | 8597 | Mercedes | C-Klasse | 6 Jx16 | 40 | 7,40 | 309 |
| | | | C-Klasse Coupé | 6 Jx16 | 40 | 7,40 | |
| R1-1697 | 7820 | Smart | Fortwo II | 4.5 Jx15 | 56 | 6,20 | 277 |
| R1-1698 | 7830 | Smart | Fortwo II | 5.5 Jx15 | 48 | 6,65 | 282 |
| R1-1700 | 7815 | Citroën | C4 | 6.5 Jx15 | 40 | 7,70 | 225 |
| | | | DS4 | 6.5 Jx15 | 40 | 7,70 | |
| | | | Peugeot | 308/SW/CC | 6.5 Jx15 | 40 | |
| R1-1701 | 9783 | Peugeot | 3008 | 7 Jx16 | 30 | 8,25 | 261 |
| | | | 308/SW/CC | 7 Jx16 | 30 | 8,25 | |
| R1-1702 | 9537 | Audi | A4/Avant | 7 Jx16 | 30 | 8,90 | 258 |
| R1-1703 | 9153 | BMW | 1-er | 6.5 Jx16 | 40 | 7,20 | 355 |
| | | | 1-er | 6.5 Jx16 | 40 | 7,20 | |
| | | | 1-er Coupé/Cabrio | 6.5 Jx16 | 40 | 7,20 | |
| | | | 1-er Coupé/Cabrio | 6.5 Jx16 | 40 | 7,20 | |
| | | | 1-er | 7 Jx16 | 40 | 7,40 | |
| R1-1704 | 9577 | BMW | 1-er | 7 Jx16 | 40 | 7,40 | 330 |
| | | | 1-er | 7 Jx16 | 40 | 7,40 | |
| | | | 1-er Coupé/Cabrio | 7 Jx16 | 40 | 7,40 | |
| | | | 1-er Coupé/Cabrio | 7 Jx16 | 40 | 7,40 | |
| R1-1705 | 9557 | BMW | 3-er | 7 Jx16 | 40 | 7,95 | 360 |
| | | | 3-er Coupé/Cabrio | 7 Jx16 | 40 | 7,95 | |
| | | | 3-er Coupé/Cabrio | 7 Jx16 | 40 | 7,95 | |
| | | | 3-er Lim/Touring | 7 Jx16 | 40 | 7,95 | |
| | | | 3-er Touring | 7 Jx16 | 40 | 7,95 | |
| | | | 3-er Touring | 7 Jx16 | 40 | 7,95 | |
| | | | 3-er xDrive | 7 Jx16 | 40 | 7,95 | |
| R1-1706 | 7150 | Fiat | Sedici | 6 Jx15 | 40 | 7,00 | 260 |
| | | | Suzuki | Swift 1600 Sport | 6 Jx15 | 40 | |
| | | | SX-4/SX4-Classic | 6 Jx15 | 40 | 7,00 | |

| MWP | Alcar | Marka | Model | Rozmiary felgi | Ilość na palecie | Waga kg | Cena detaliczna netto PLN |
|-----|-------|-------|-------|----------------|------------------|---------|---------------------------|
|-----|-------|-------|-------|----------------|------------------|---------|---------------------------|

| | | | | | | | | |
|---------|------|------------|-------------------------------------|-----------------------|----------|------|-----|------|
| R1-1727 | 7760 | Seat | Ibiza/ST | 6 Jx15 | 40 | 9,20 | 218 | |
| | | | Toledo IV | 6 Jx15 | 40 | 9,20 | | |
| | | Škoda | Fabia III | 6 Jx15 | 40 | 9,20 | | |
| | | | Rapid/Spaceback | 6 Jx15 | 40 | 9,20 | | |
| | | Volkswagen | Polo V | 6 Jx15 | 40 | 9,20 | | |
| R1-1728 | 7730 | Nissan | Tiida | 5.5 Jx15 | 48 | 7,80 | 264 | |
| R1-1730 | 7255 | Ford | Fiesta VI | 6 Jx15 | 40 | 6,85 | 203 | |
| | | | Fiesta VI (Facelift) | 6 Jx15 | 40 | 6,85 | | |
| | | | Ford dostawcze | Fiesta Van | 6 Jx15 | 40 | | 6,85 |
| | | | Fiesta Van (Facelift) | 6 Jx15 | 40 | 6,85 | | |
| R1-1731 | 9702 | Volkswagen | Caddy Generation Four/Beach | 6 Jx16 | 30 | 8,00 | 268 | |
| | | | Caddy Life/Maxi | 6 Jx16 | 30 | 8,00 | | |
| | | | Volkswagen dostawcze | Caddy/Maxi | 6 Jx16 | 30 | | 8,00 |
| | | | Caddy/Maxi/Kombi | 6 Jx16 | 30 | 8,00 | | |
| R1-1732 | 9563 | Renault | Fluence | 6.5 Jx16 | 30 | 7,10 | 246 | |
| | | | Fluence Z.E. | 6.5 Jx16 | 30 | 7,10 | | |
| | | | Megane III Scenic/Grand Scenic/Xmod | 6.5 Jx16 | 30 | 7,10 | | |
| | | | Megane III/Coupé/Grandtour | 6.5 Jx16 | 30 | 7,10 | | |
| R1-1733 | 9277 | Citroën | C5/C5 Tourer | 7 Jx16 | 30 | 8,00 | 316 | |
| R1-1734 | 7306 | Renault | Fluence | 6.5 Jx15 | 40 | 7,20 | 243 | |
| | | | Megane III Scenic | 6.5 Jx15 | 40 | 7,20 | | |
| | | | Megane III/Coupé/Grandtour | 6.5 Jx15 | 40 | 7,20 | | |
| R1-1735 | 8477 | Citroën | Berlingo II | 6.5 Jx15 | 40 | 8,25 | 246 | |
| | | | Citroën dostawcze | Berlingo II | 6.5 Jx15 | 40 | | 8,25 |
| | | Peugeot | Partner II Tepee | 6.5 Jx15 | 40 | 8,25 | | |
| | | | Peugeot dostawcze | Partner II | 6.5 Jx15 | 40 | | 8,25 |
| R1-1737 | 9228 | Mitsubishi | Lancer/Sportback | 6.5 Jx16 | 30 | 9,60 | 345 | |
| R1-1738 | 6355 | Ford | Fiesta VI | 5.5 Jx14 | 48 | 7,05 | 187 | |
| | | | Fiesta VI (Facelift) | 5.5 Jx14 | 48 | 7,05 | | |
| | | | Ford dostawcze | Fiesta Van | 5.5 Jx14 | 48 | | 7,05 |
| | | | Fiesta Van (Facelift) | 5.5 Jx14 | 48 | 7,05 | | |
| | | | Ford dostawcze | Fiesta Van (Facelift) | 5.5 Jx14 | 48 | | 7,05 |
| R1-1739 | 9527 | Honda | Accord/Tourer | 6.5 Jx16 | 30 | 9,25 | 390 | |
| R1-1740 | 7855 | Nissan | Qashqai | 6.5 Jx16 | 30 | 8,55 | 279 | |
| R1-1741 | 7395 | Fiat | Doblò Heavy | 6 Jx15 | 40 | 7,45 | 254 | |
| | | | Fiat dostawcze | Doblò Cargo | 6 Jx15 | 40 | | 7,45 |
| | | | Opel dostawcze | Combo-D | 6 Jx15 | 40 | | 7,45 |
| R1-1743 | 8737 | Fiat | 500L | 6 Jx15 | 40 | 6,65 | 234 | |

| MWP | Alcar | Marka | Model | Rozmiary felgi | Ilość na palecie | Waga kg | Cena detaliczna netto PLN |
|---------|-------|------------------|------------------------------------|----------------|------------------|---------|---------------------------|
| R1-1766 | 7223 | Mazda | Mazda 3 | 6 Jx15 | 40 | 7,80 | 315 |
| R1-1767 | 9223 | Mazda | Mazda 3 | 6.5 Jx16 | 30 | 9,20 | 360 |
| R1-1768 | 7405 | Hyundai | i20 | 5.5x15 | 40 | 7,50 | 320 |
| R1-1769 | 5008 | Peugeot | 5008 | 7 Jx16 | 30 | 9,20 | 322 |
| R1-1770 | 9617 | Hyundai | i30/i30cw | 6 Jx16 | 25 | 8,60 | 312 |
| R1-1772 | 8227 | Alfa Romeo | Giulietta/Turismo | 7 Jx16 | 30 | 9,20 | 290 |
| R1-1776 | 9247 | Chevrolet/Daewoo | Cruze | 6.5 Jx16 | 30 | 8,15 | 270 |
| | | Opel | Astra-J/Sports-Tourer | 6.5 Jx16 | 30 | 8,15 | |
| | | Opel dostawcze | Astra-J Van | 6.5 Jx16 | 30 | 8,15 | |
| R1-1777 | 9327 | Chevrolet/Daewoo | Cruze | 6.5 Jx16 | 30 | 8,85 | 270 |
| | | | Orlando | 6.5 Jx16 | 30 | 8,85 | |
| | | | Volt | 6.5 Jx16 | 30 | 8,85 | |
| | | Opel | Ampera/Ampera e-plus | 6.5 Jx16 | 30 | 8,85 | |
| | | | Astra-J/Sports-Tourer | 6.5 Jx16 | 30 | 8,85 | |
| | | | Insignia Grand Sport/Sports Tourer | 6.5 Jx16 | 30 | 8,85 | |
| | | | Zafira-C Tourer | 6.5 Jx16 | 30 | 8,85 | |
| | | Opel dostawcze | Astra-J Van | 6.5 Jx16 | 30 | 8,85 | |
| R1-1778 | 9943 | Peugeot | 3008 | 7.5 Jx17 | 20 | 9,65 | 340 |
| R1-1779 | 8873 | Dacia | Duster | 6.5 Jx16 | 30 | 9,30 | 258 |
| | | | Duster | 6.5 Jx16 | 30 | 9,30 | |
| R1-1780 | 6735 | Suzuki | Swift | 5 Jx15 | 40 | 7,10 | 249 |
| R1-1781 | 9493 | Citroën | C3 II | 6 Jx16 | 30 | 7,05 | 252 |
| | | | DS3/Cabrio | 6 Jx16 | 30 | 7,05 | |
| | | Peugeot | 208 | 6 Jx16 | 30 | 7,05 | |
| R1-1782 | 9983 | Peugeot | 508/SW | 7 Jx16 | 30 | 8,00 | 259 |
| R1-1783 | 8375 | Opel | Combo Combi/Tour | 6 Jx15 | 40 | 8,20 | 327 |
| | | Opel dostawcze | Combo-C | 6 Jx15 | 40 | 8,20 | |
| | | | Corsa-C Van | 6 Jx15 | 40 | 8,20 | |
| R1-1786 | 8049 | Fiat | Doblò | 6 Jx16 | 30 | 9,40 | 298 |
| | | Fiat dostawcze | Doblò Cargo/Maxi | 6 Jx16 | 30 | 9,40 | |
| | | Opel dostawcze | Combo-D | 6 Jx16 | 30 | 9,40 | |
| | | | Combo-D | 6 Jx16 | 30 | 9,40 | |
| R1-1790 | 6625 | Hyundai | i20 | 5.5 Jx14 | 63 | 7,20 | 310 |
| R1-1791 | 7770 | Hyundai | i20 | 6x15 | 40 | 7,60 | 313 |
| R1-1792 | 7885 | Chevrolet/Daewoo | Captiva | 6.5 Jx16 | 34 | 10,95 | 450 |
| | | Opel | Antara | 6.5 Jx16 | 34 | 10,95 | |

Felgi wg numerów katalogowych

| MWP | Alcar | Marka | Model | Rozmiary felgi | Ilość na palecie | Waga kg | Cena detaliczna netto PLN |
|---------|-------|-------------------|----------------------------|----------------|------------------|---------|---------------------------|
| R1-1823 | 9107 | Suzuki | Kizashi | 6.5 Jx16 | 30 | 9,80 | 331 |
| R1-1825 | 9317 | Hyundai | i40/i40cw | 7 Jx16 | 30 | 9,90 | 370 |
| R1-1826 | 7355 | Fiat | Panda/4x4 | 6 Jx15 | 48 | 7,00 | 225 |
| R1-1828 | 7530 | Kia | Rio III | 5.5 Jx15 | 40 | 7,55 | 251 |
| R1-1829 | 6795 | Seat | Mii | 5 Jx14 | 54 | 5,80 | 194 |
| | | Škoda | Citigo | 5 Jx14 | 54 | 5,80 | |
| | | Volkswagen | UP/e-UP/Cross-UP | 5 Jx14 | 54 | 5,80 | |
| R1-1830 | 9517 | Dodge | Journey | 6.5 Jx16 | 30 | 10,85 | 350 |
| | | Fiat | Freemont | 6.5 Jx16 | 30 | 10,85 | |
| R1-1831 | 4925 | Chevrolet/Daewoo | Spark | 4.5 Jx14 | 54 | 6,50 | 277 |
| R1-1833 | | Nissan dostawcze | Cabstar | 5 Jx15 | 40 | 10,25 | 303 |
| | | Renault dostawcze | Maxity | 5 Jx15 | 40 | 10,25 | |
| R1-1834 | 8177 | Nissan | Juke | 6.5 Jx16 | 30 | 8,75 | 279 |
| | | | Leaf | 6.5 Jx16 | 30 | 8,75 | |
| R1-1835 | 8053 | Fiat | 500L/Living/Trekking | 6 Jx16 | 30 | 7,75 | 261 |
| R1-1838 | 2491 | Hyundai | i10 (Facelift) | 4 Bx13 | 63 | 5,25 | 219 |
| R1-1839 | 9466 | Iveco dostawcze | Iveco Daily | 5.5 Jx16 | 30 | | 491 |
| R1-1843 | 8613 | Chevrolet/Daewoo | Aveo | 6 Jx15 | 40 | 8,10 | 230 |
| R1-1844 | | Dacia | Lodgy | 5.5 Jx14 | 54 | 7,20 | 224 |
| R1-1845 | 7775 | Dacia | Dokker/Express/Stepway | 6 Jx15 | 40 | 7,40 | 238 |
| | | | Lodgy/Stepway | 6 Jx15 | 40 | 7,40 | |
| R1-1846 | 7710 | Chevrolet/Daewoo | Aveo | 6 Jx15 | 40 | 8,50 | 238 |
| R1-1847 | 7430 | Ford | B-Max | 6 Jx15 | 40 | 6,75 | 216 |
| R1-1848 | 5975 | Toyota | Yaris III | 5 Jx14 | 54 | 6,05 | 256 |
| R1-1849 | 9873 | Audi | A6/Avant | 7.5 Jx16 | 30 | 7,75 | 330 |
| R1-1850 | 7755 | Seat | Leon III | 6 Jx15 | 40 | 7,25 | 226 |
| | | Škoda | Octavia III | 6 Jx15 | 40 | 7,25 | |
| | | Volkswagen | Golf VII | 6 Jx15 | 40 | 7,25 | |
| | | | Golf VII Variant/Sportsvan | 6 Jx15 | 40 | 7,25 | |
| R1-1851 | 8247 | Audi | A3/Sportback | 6 Jx16 | 30 | 7,90 | 257 |
| | | Seat | Leon III | 6 Jx16 | 30 | 7,90 | |
| | | Škoda | Octavia III | 6 Jx16 | 30 | 7,90 | |
| | | Volkswagen | Golf VII | 6 Jx16 | 30 | 7,90 | |
| | | | Golf VII Variant/Sportsvan | 6 Jx16 | 30 | 7,90 | |
| R1-1852 | 8667 | Audi | A3/Sportback | 6.5 Jx16 | 30 | 7,75 | 251 |
| | | Seat | Leon III | 6.5 Jx16 | 30 | 7,75 | |
| | | Škoda | Octavia III | 6.5 Jx16 | 30 | 7,75 | |

| MWP | Alcar | Marka | Model | Rozmiary felgi | Ilość na palecie | Waga kg | Cena detaliczna netto PLN |
|---------|-------|-------------------|--------------------------|----------------|------------------|---------|---------------------------|
| R1-1887 | 7461 | Citroën | Berlingo III | 6.5 Jx16 | 30 | 7,90 | 270 |
| | | | C4 Picasso/Grand Picasso | 6.5 Jx16 | 30 | 7,90 | |
| | | Citroen Dostawcze | Berlingo III | 6.5 Jx16 | 30 | 7,90 | |
| | | Opel | Combo Life | 6.5 Jx16 | 30 | 7,90 | |
| | | Opel dostawcze | Combo-E | 6.5 Jx16 | 30 | 7,90 | |
| | | Peugeot | Partner III/Rifter | 6.5 Jx16 | 30 | 7,90 | |
| | | | Rifter | 6.5 Jx16 | 30 | 7,90 | |
| | | Peugeot dostawcze | Partner III/Rifter | 6.5 Jx16 | 30 | 7,90 | |
| R1-1888 | 7580 | Toyota | Auris II/Touring Sport | 6 Jx15 | 40 | 8,05 | 238 |
| R1-1889 | 7385 | Citroën | C3 III | 6.5 Jx15 | 40 | 6,50 | 239 |
| | | | C3 Aircross | 6.5 Jx15 | 40 | 6,50 | |
| | | | C4 Cactus | 6.5 Jx15 | 40 | 6,50 | |
| | | Opel | Crossland-X | 6.5 Jx15 | 40 | 6,50 | |
| | | Peugeot | 2008 | 6.5 Jx15 | 40 | 6,50 | |
| R1-1890 | 9432 | Citroën | C3 Aircross | 6.5 Jx16 | 30 | 10,30 | 260 |
| | | | C4 Cactus | 6.5 Jx16 | 30 | 10,30 | |
| | | Opel | Crossland-X | 6.5 Jx16 | 30 | 10,30 | |
| | | Peugeot | 2008 | 6.5 Jx16 | 30 | 10,30 | |
| R1-1891 | 7340 | Nissan | Note II | 5.5 Jx15 | 40 | 6,90 | 250 |
| R1-1892 | 8312 | Renault | Captur | 6.5 Jx16 | 30 | 7,60 | 257 |
| R1-1894 | 7575 | Renault dostawcze | Kangoo II | 6 Jx15 | 40 | 8,10 | 345 |
| R1-1896 | 7503 | Fiat | Talento | 6 Jx16 | 30 | 10,80 | 300 |
| | | Fiat dostawcze | Talento | 6 Jx16 | 30 | 10,80 | |
| | | Nissan dostawcze | NV300 | 6 Jx16 | 30 | 10,80 | |
| | | | Primastar | 6 Jx16 | 30 | 10,80 | |
| | | Opel dostawcze | Vivaro III | 6 Jx16 | 30 | 10,80 | |
| | | Renault dostawcze | Trafic III | 6 Jx16 | 30 | 10,80 | |
| R1-1897 | 7856 | Nissan | Juke | 6.5 Jx16 | 30 | 8,40 | 271 |
| | | | Leaf II | 6.5 Jx16 | 30 | 8,40 | |
| | | | Pulsar | 6.5 Jx16 | 30 | 8,40 | |
| | | | Qashqai II | 6.5 Jx16 | 30 | 8,40 | |
| | | Renault | Kadjar/Kadjar XMOD | 6.5 Jx16 | 30 | 8,40 | |
| R1-1898 | | Nissan | NV200 electric | 6 Jx15 | 40 | 5,70 | 281 |
| R1-1900 | 5215 | Mitsubishi | Space Star | 4.5 Jx14 | 54 | 5,65 | 263 |
| R1-1901 | 8503 | Hyundai | ix20 | 6 Jx15 | 40 | 7,80 | 250 |
| R1-1902 | 4275 | Hyundai | i10 | 4.5 Jx13 | 63 | 5,25 | 266 |
| R1-1903 | 5335 | Hyundai | i10 | 5.5 Jx14 | 54 | 6,35 | 213 |

| | | | | | | | |
|----------------|------|----------------------|-----------------------|----------|----------|-------|------------|
| R1-1793 | 9897 | Mercedes | Viano | 6.5 Jx16 | 30 | 11,35 | 421 |
| | | | Viano II (Facelift) | 6.5 Jx16 | 30 | 11,35 | |
| | | Mercedes dostawcze | Vito E-CELL | 6.5 Jx16 | 30 | 11,35 | |
| | | | Vito II | 6.5 Jx16 | 30 | 11,35 | |
| | | | Vito II (Facelift) | 6.5 Jx16 | 30 | 11,35 | |
| R1-1794 | 7030 | Nissan | Micra | 5.5 Jx14 | 48 | 7,20 | 261 |
| R1-1796 | 8385 | Volkswagen dostawcze | Caddy/Kombi | 6 Jx15 | 40 | 7,85 | 249 |
| | | | Caddy/Maxi | 6 Jx15 | 40 | 7,85 | |
| R1-1799 | 8733 | Nissan dostawcze | NV400 | 5.5 Jx16 | 25 | 12,25 | 520 |
| | | Opel dostawcze | Movano II | 5.5 Jx16 | 25 | 12,25 | |
| | | Renault dostawcze | Master | 5.5 Jx16 | 25 | 12,25 | |
| R1-1800 | 9707 | Audi | A4/Avant | 7.5 Jx16 | 30 | 9,15 | 339 |
| R1-1802 | 8157 | Mini | Mini Countryman (R60) | 6.5 Jx16 | 30 | 8,30 | 340 |
| | | | Mini Paceman | 6.5 Jx16 | 30 | 8,30 | |
| R1-1803 | | Fiat | Panda/4x4 | 5 Jx13 | 54 | 4,90 | 185 |
| R1-1804 | 8753 | Lancia | Ypsilon | 6 Jx15 | 40 | 6,75 | 252 |
| R1-1805 | 7160 | Citroën | C-Zero | 4 Jx15 | 40 | 7,10 | 350 |
| | | | Mitsubishi | i-Miev | 4 Jx15 | 40 | |
| | | Peugeot | iOn | 4 Jx15 | 40 | 7,10 | |
| R1-1806 | 7235 | Citroën | C-Zero | 5 Jx15 | 40 | 7,20 | 350 |
| | | | Mitsubishi | i-Miev | 5 Jx15 | 40 | |
| | | Peugeot | iOn | 5 Jx15 | 40 | 7,20 | |
| R1-1807 | 7210 | Subaru | Trezia | 5.5 Jx15 | 40 | 8,50 | 330 |
| | | | Toyota | Verso S | 5.5 Jx15 | 40 | |
| R1-1808 | 9686 | Volkswagen dostawcze | Amarok | 6.5 Jx16 | 30 | 11,25 | 310 |
| | | | T5 Transporter | 6.5 Jx16 | 30 | 11,25 | |
| | | | T6 Transporter | 6.5 Jx16 | 30 | 11,25 | |
| R1-1809 | | Volkswagen dostawcze | T5 BlueMotion | 6.5 Jx16 | 30 | 11,25 | 333 |
| R1-1810 | 9173 | Volkswagen | Beetle/Cabrio | 6.5 Jx16 | 30 | 8,20 | 340 |
| R1-1811 | 6375 | Nissan | Evalia | 5.5 Jx14 | 54 | 7,95 | 250 |
| | | Nissan dostawcze | NV200 | 5.5 Jx14 | 54 | 7,95 | |
| R1-1812 | 9732 | Mercedes | A-Klasse | 6.5 Jx16 | 40 | 8,40 | 253 |
| | | | B-Klasse | 6.5 Jx16 | 40 | 8,40 | |
| | | | CLA Klasse | 6.5 Jx16 | 40 | 8,40 | |
| R1-1813 | 7620 | Mercedes | A-Klasse | 6.5 Jx15 | 48 | 7,85 | 221 |
| | | | B-Klasse | 6.5 Jx15 | 48 | 7,85 | |
| R1-1817 | 7615 | Toyota | Yaris III | 5 Jx15 | 40 | 6,80 | 237 |
| R1-1818 | 8763 | Mazda | Mazda 5 | 6.5 Jx16 | 30 | 10,60 | 355 |
| R1-1819 | 5965 | Kia | Picanto II | 5 Jx14 | 54 | 6,20 | 237 |
| R1-1821 | 8987 | Kia | Sportage III | 6.5 Jx16 | 30 | 9,40 | 365 |
| | | | Sportage III | 6.5 Jx16 | 30 | 9,40 | |
| R1-1822 | 9427 | Mitsubishi | ASX | 6.5 Jx16 | 30 | 8,95 | 380 |

| | | | | | | | |
|----------------|------|----------------------|--|----------------------------------|----------|-------|------------|
| | | Volkswagen | Golf VII | 6.5 Jx16 | 30 | 7,75 | |
| | | | Golf VII Variant/Sportsvan | 6.5 Jx16 | 30 | 7,75 | |
| R1-1853 | 9147 | Hyundai | i30/i30cw | 6.5 Jx16 | 30 | 9,30 | 271 |
| | | | Kia | Cee'd/Pro Cee'd/ Sporty Wagon | 6.5 Jx16 | 30 | |
| R1-1854 | 8147 | Hyundai | i30/i30cw | 6 Jx15 | 40 | 7,80 | 198 |
| | | | Kia | Cee'd/Pro Cee'd/Sporty Wagon | 6 Jx15 | 40 | |
| R1-1855 | 7777 | Renault | Clio IV/Grandtour | 6 Jx15 | 40 | 6,05 | 249 |
| | | | Dacia | Sandero Stepway III | 6 Jx15 | 40 | |
| R1-1857 | 8067 | Honda | Civic | 6.5 Jx16 | 30 | 9,65 | 360 |
| R1-1859 | 7870 | Mercedes dostawcze | Sprinter II (Facelift) | 5.5 Jx16 | 30 | 11,95 | 475 |
| | | | Sprinter III | 5.5 Jx16 | 30 | 11,95 | |
| | | Volkswagen dostawcze | Crafter 50 | 5.5 Jx16 | 30 | 11,95 | |
| R1-1860 | | Chevrolet/Daewoo | Aveo | 5.5 Jx14 | 54 | 7,00 | 153 |
| R1-1861 | 9987 | Toyota | RAV4 | 6.5 Jx17 | 25 | 10,00 | 420 |
| R1-1862 | 9683 | Toyota | Auris II/Touring Sport | 6.5 Jx16 | 30 | 9,45 | 287 |
| | | | Corolla | 6.5 Jx16 | 30 | 9,45 | |
| R1-1863 | 8337 | Ford dostawcze | Transit/Transit Custom | 6.5 Jx15 | 40 | 10,10 | 300 |
| R1-1864 | 9118 | Ford dostawcze | Transit/Transit Custom | 6.5 Jx16 | 30 | 9,50 | 322 |
| R1-1865 | | Renault | Zoe | 6 Jx15 | 40 | 6,50 | 247 |
| R1-1866 | 9272 | Chevrolet/Daewoo | Trax | 6.5 Jx16 | 30 | 8,40 | 272 |
| | | | Opel | Mokka/Mokka X | 6.5 Jx16 | 30 | |
| R1-1867 | 9127 | Mazda | Mazda-6 | 6.5 Jx16 | 30 | 10,30 | 360 |
| R1-1868 | 8037 | Subaru | Impreza | 6 Jx15 | 40 | 10,10 | 285 |
| R1-1871 | 9187 | Audi | A3 Limousine/Cabrio | 6.5 Jx16 | 30 | 7,60 | 273 |
| R1-1872 | | Audi | A3/Sportback | 7 Jx16 | 30 | 7,70 | 260 |
| R1-1873 | 8932 | Dacia | Logan II/MCV II/Sandero II | 6 Jx15 | 40 | 6,35 | 239 |
| R1-1878 | 8183 | Suzuki | SX-4 S-Cross | 6 Jx16 | 30 | 7,45 | 266 |
| R1-1880 | 9657 | Citroën | C4 Aircross | 6.5 Jx16 | 30 | 9,20 | 390 |
| | | | Mitsubishi | Outlander III | 6.5 Jx16 | 30 | |
| | | Peugeot | 4008 | 6.5 Jx16 | 30 | 9,20 | |
| R1-1881 | 7823 | Peugeot | 308 | 6.5 Jx15 | 40 | 10,40 | 222 |
| R1-1882 | 9833 | Opel | Grandland-X | 7 Jx16 | 30 | 7,80 | 260 |
| | | | Peugeot | 308 | 7 Jx16 | 30 | |
| R1-1883 | 9062 | Mazda | CX-3 | 6.5 Jx16 | 30 | 10,30 | 323 |
| | | | Mazda 3 | 6.5 Jx16 | 30 | 10,30 | |
| R1-1884 | 7765 | Kia | Carens III | 6.5 Jx16 | 30 | 9,50 | 365 |
| R1-1885 | 9312 | Honda | CR-V | 6.5 Jx17 | 25 | 10,00 | 405 |
| R1-1886 | 9232 | Ford | Kuga II | 6.5 Jx16 | 30 | 10,00 | 265 |
| | | | Tourneo Connect/Grand Tourneo Connect | 6.5 Jx16 | 30 | 10,00 | |
| | | Ford dostawcze | Transit Connect | 6.5 Jx16 | 30 | 10,00 | |

| | | | | | | | |
|----------------|------|-------------------|--|--------------------------------|----------|-------|------------|
| R1-1904 | 9244 | BMW | 1-er (F20/21) | 6.5 Jx16 | 30 | 7,10 | 330 |
| R1-1905 | 8008 | BMW | 3-er Lim/Touring (F30/31) | 7 Jx16 | 30 | 8,40 | 355 |
| | | | 4-er Grand Coupé | 7 Jx16 | 30 | 8,40 | |
| R1-1906 | 9613 | BMW | 1-er (F20/21) | 7 Jx16 | 30 | 7,95 | 327 |
| | | | 2-er Coupé/Cabrio (F22/F23) | 7 Jx16 | 30 | 7,95 | |
| R1-1907 | 8049 | Fiat | 500L/Living/Trekking | 6 Jx16 | 30 | 8,40 | 295 |
| R1-1908 | | Citroën dostawcze | Jumper II (Facelift) | 6 Jx15 | 40 | 10,10 | 300 |
| | | | Jumper III | 6 Jx15 | 40 | 10,10 | |
| | | Fiat dostawcze | Ducato II/Maxi (Facelift) | 6 Jx15 | 40 | 10,10 | |
| | | Peugeot dostawcze | Boxer II (Facelift) | 6 Jx15 | 40 | 10,10 | |
| R1-1909 | 6011 | Citroën dostawcze | Jumper II (Facelift) | 6 Jx16 | 30 | 11,75 | 380 |
| | | | Jumper III | 6 Jx16 | 30 | 11,75 | |
| | | | Fiat | Ducato | 6 Jx16 | 30 | |
| | | Fiat dostawcze | Ducato model 2014 (Light) | 6 Jx16 | 30 | 11,75 | |
| | | Peugeot dostawcze | Boxer II (Facelift) Light | 6 Jx16 | 30 | 11,75 | |
| | | Citroën dostawcze | Jumper II (Facelift) | 6 Jx16 | 30 | 13,10 | |
| R1-1910 | 7011 | Citroën dostawcze | Jumper II (Facelift) | 6 Jx16 | 30 | 13,10 | 370 |
| | | | Jumper III | 6 Jx16 | 30 | 13,10 | |
| | | Fiat | Ducato | 6 Jx16 | 30 | 13,10 | |
| | | Fiat dostawcze | Ducato II/Maxi (Facelift) | 6 Jx16 | 30 | 13,10 | |
| | | Peugeot dostawcze | Boxer II (Facelift) | 6 Jx16 | 30 | 13,10 | |
| R1-1911 | 6501 | Mercedes | V-Klasse (W447) | 6.5 Jx16 | 30 | 9,70 | 335 |
| | | | Mercedes dostawcze | Vito III/Tourer/skrzynia/Mixto | 6.5 Jx16 | 30 | |
| R1-1912 | 9002 | Mercedes | V-Klasse (W447) | 6.5 Jx17 | 25 | 10,60 | 360 |
| | | | Mercedes dostawcze | Vito III/Tourer/skrzynia/Mixto | 6.5 Jx17 | 25 | |
| R1-1913 | 6022 | Iveco dostawcze | Iveco Daily/DailyE6/ DailyE6-Hi-Matic | 6.5 Jx16 | 30 | 12,15 | 380 |
| R1-1914 | 6505 | Kia | Venga | 6 Jx15 | 40 | 5,50 | 235 |
| R1-1915 | 7605 | Mini | Mini II One/Cooper (F55/F56) | 5.5 Jx15 | 40 | 6,95 | 226 |
| R1-1916 | 7502 | BMW | 2-er Active Tourer (F45) | 7 Jx16 | 30 | 8,50 | 325 |
| R1-1918 | 8887 | Fiat | 500X | 6.5 Jx16 | 30 | 9,80 | 261 |
| | | | Jeep | Renegade | 6.5 Jx16 | 30 | |
| R1-1919 | 8952 | Mercedes | C-Klasse (W205) | 6 Jx16 | 30 | 8,90 | 300 |
| R1-1920 | 9787 | Mercedes | GLA | 6.5 Jx17 | 25 | 9,40 | 390 |
| R1-1921 | 8426 | Škoda | Superb III/Combi | 6.5 Jx16 | 30 | 8,05 | 264 |
| | | | Volkswagen | Passat/Variant (model 2015) | 6.5 Jx16 | 30 | |
| R1-1922 | 5000 | Ford | B-Max | 6x15 | 40 | 6,75 | 260 |
| R1-1923 | 8442 | Ford | EcoSport | 6 Jx15 | 40 | 6,35 | 290 |
| R1-1924 | 9197 | Ford dostawcze | Transit | 6 Jx16 | 30 | 14,65 | 430 |
| R1-1925 | 5005 | Ford | Tourneo Courier | 6 Jx15 | 40 | 9,00 | 249 |
| | | | Ford dostawcze | Transit Courier | 6 Jx15 | 40 | |
| R1-1926 | 8758 | Hyundai | ix35 (Facelift) | 6.5 Jx16 | 30 | 10,35 | 283 |
| R1-1927 | 8787 | Kia | Soul II | 6.5 Jx16 | 30 | 10,00 | 375 |

| MWP | Alcar | Marka | Model | Rozmiary felgi | Ilość na palecie | Waga kg | Cena detaliczna netto PLN |
|-----|-------|-------|-------|----------------|------------------|---------|---------------------------|
|-----|-------|-------|-------|----------------|------------------|---------|---------------------------|

| MWP | Alcar | Marka | Model | Rozmiary felgi | Ilość na palecie | Waga kg | Cena detaliczna netto PLN |
|-----|-------|-------|-------|----------------|------------------|---------|---------------------------|
|-----|-------|-------|-------|----------------|------------------|---------|---------------------------|

| MWP | Alcar | Marka | Model | Rozmiary felgi | Ilość na palecie | Waga kg | Cena detaliczna netto PLN |
|-----|-------|-------|-------|----------------|------------------|---------|---------------------------|
|-----|-------|-------|-------|----------------|------------------|---------|---------------------------|

Felgi wg numerów katalogowych

| | | | | | | | |
|---------|------|--------------------|-------------------------|----------------------|--------|-------|-----|
| R1-1928 | 8837 | Kia | Sportage III (Facelift) | 6.5 Jx16 | 30 | 9,10 | 370 |
| R1-1929 | 7225 | Mazda | Mazda 2 | 5.5 Jx15 | 40 | 8,00 | 313 |
| R1-1930 | 5770 | Citroën | C1 | 4.5 Jx14 | 54 | 6,60 | 206 |
| | | Peugeot | 108 | 4.5 Jx14 | 54 | 6,60 | |
| | | Toyota | Aygo II | 4.5 Jx14 | 54 | 6,60 | |
| R1-1931 | 7510 | Citroën | C1 | 4.5 Jx15 | 40 | 6,95 | 237 |
| | | Peugeot | 108 | 4.5 Jx15 | 40 | 6,95 | |
| | | Toyota | Aygo II | 4.5 Jx15 | 40 | 6,95 | |
| R1-1932 | 9947 | Opel | Astra-J GTC | 7 Jx17 | 25 | 10,00 | 392 |
| | | | Cascade | 7 Jx17 | 25 | 10,00 | |
| R1-1933 | | Mercedes dostawcze | Sprinter II | 8.5 Jx16 | 30 | 17,05 | 520 |
| R1-1934 | | Opel | Insignia/Sports Tourer | 7 Jx17 | 25 | 10,40 | 347 |
| | | Saab | 9-5 | 7 Jx17 | 25 | 10,40 | |
| R1-1935 | 4003 | Smart | Forfour II (W453) | 5 Jx15 | 48 | 5,40 | 240 |
| | | | Fortwo III (C453) | 5 Jx15 | 48 | 5,40 | |
| R1-1936 | 4004 | Smart | Forfour II (W453) | 5.5 Jx15 | 40 | 5,70 | 245 |
| | | | Fortwo III (C453) | 5.5 Jx15 | 40 | 5,70 | |
| R1-1937 | 4001 | Renault | Twingo III | 5 Jx15 | 40 | 5,35 | 240 |
| R1-1938 | 4002 | Renault | Twingo III | 5.5 Jx15 | 40 | 5,75 | 245 |
| R1-1939 | | Volkswagen | Polo GTI | 6 Jx16 | 30 | 7,80 | 287 |
| R1-1940 | | Ford | Eco Sport | 6 Jx16 | 30 | 8,50 | 250 |
| R1-1941 | 4011 | Citroën | Jumper Kombi | 6 Jx15 | 40 | 10,45 | 294 |
| | | | Jumper Kombi | 6 Jx15 | 40 | 10,45 | |
| | | | Citroën dostawcze | Jumper II (Facelift) | 6 Jx15 | 40 | |
| | | | Jumper III | 6 Jx15 | 40 | 10,45 | |
| | | Fiat dostawcze | Ducato model 2014 | 6 Jx15 | 40 | 10,45 | |
| | | Peugeot dostawcze | Boxer II (Facelift) | 6 Jx15 | 40 | 10,45 | |
| R1-1942 | 5015 | Hyundai | i20 II | 6 Jx15 | 48 | 7,60 | 242 |
| R1-1943 | 7911 | Toyota | Prius III | 6 Jx16 | 30 | 9,10 | 370 |
| R1-1944 | | Jeep | Renegade | 6.5 Jx17 | 25 | 11,10 | 285 |
| R1-1946 | 9006 | Renault | Espace | 7 Jx17 | 20 | 8,55 | 325 |
| R1-1947 | 6525 | Suzuki | SX-4 S-Cross | 6.5 Jx16 | 30 | 7,75 | 262 |
| | | | Vitara | 6.5 Jx16 | 30 | 7,75 | |
| R1-1948 | 9001 | Ford | Galaxy III | 7.5 Jx17 | 20 | 12,90 | 380 |
| | | | S-Max II | 7.5 Jx17 | 20 | 12,90 | |
| R1-1949 | 4025 | Honda | Jazz III | 6 Jx15 | 48 | 7,10 | 291 |
| R1-1950 | 6503 | Hyundai dostawcze | H350 | 6.5 Jx16 | 30 | 12,70 | 450 |
| R1-1951 | 3005 | Mitsubishi | Attrage | 5 Jx14 | 54 | 5,65 | 280 |

| | | | | | | | |
|---------|------|-------------------|-------------------|------------------|--------|-------|-----|
| R1-1979 | 6665 | Audi | Q2 | 6 Jx16 | 30 | 7,95 | 257 |
| | | Seat | Ateca | 6 Jx16 | 30 | 7,95 | |
| | | Škoda | Karoq | 6 Jx16 | 30 | 7,95 | |
| | | Volkswagen | Golf VII T-Roc | 6 Jx16 | 30 | 7,95 | |
| | | T-Roc | 6 Jx16 | 30 | 7,95 | | |
| R1-1980 | 7505 | Citroën | Jumpy Spacetourer | 7 Jx16 | 30 | 10,20 | 280 |
| | | Citroën dostawcze | Jumpy III | 7 Jx16 | 30 | 10,20 | |
| | | | Jumpy IV | 7 Jx16 | 30 | 10,20 | |
| | | | Peugeot | Expert Traveller | 7 Jx16 | 30 | |
| | | Peugeot dostawcze | Expert III | 7 Jx16 | 30 | 10,20 | |
| | | Toyota dostawcze | ProAce | 7 Jx16 | 30 | 10,20 | |
| R1-1981 | 9021 | Seat | Tarraco | 6.5 Jx17 | 25 | 10,80 | 305 |
| | | Škoda | Kodiaq | 6.5 Jx17 | 25 | 10,80 | |
| | | Volkswagen | Tiguan II | 6.5 Jx17 | 25 | 10,80 | |
| R1-1982 | 9016 | Toyota | C-HR | 6.5 Jx17 | 25 | 11,02 | 320 |
| R1-1983 | 9937 | Ford | Kuga II | 7.5 Jx17 | 25 | 10,35 | 296 |
| R1-1984 | 9981 | Renault | Scenic | 6.5 Jx20 | 20 | 11,65 | 460 |
| R1-1988 | 3505 | Ford | Ka+ | 5.5 Jx14 | 54 | 6,35 | 200 |
| R1-1989 | 4505 | Ford | Ka+ | 6 Jx15 | 40 | 8,25 | 210 |
| R1-1992 | 6552 | Mercedes | C-Klasse (W205) | 6.5 Jx16 | 30 | 8,55 | 327 |
| R1-1996 | 9036 | Citroën | C5 Aircross | 7 Jx17 | 25 | 9,20 | 333 |
| | | Opel | Grandland-X | 7 Jx17 | 25 | 9,20 | |
| | | | 3008 II | 7 Jx17 | 25 | 9,20 | |
| | | | 5008 II | 7 Jx17 | 25 | 9,20 | |
| R1-1997 | 7130 | Nissan | Micra | 6 Jx16 | 30 | 7,92 | 290 |
| R1-2002 | 4065 | Kia | Rio IV | 6 Jx15 | 40 | 6,80 | 260 |
| | | | Stonic | 6 Jx15 | 40 | 6,80 | |
| | | | | | | | |
| R1-2008 | 4095 | Ford | Fiesta VII | 6 Jx15 | 40 | 8,25 | 215 |
| R1-2009 | 7095 | Ford | Fiesta VII | 6.5 Jx16 | 30 | | 264 |
| R1-2010 | 4595 | Hyundai | i30/i30cw | 6 Jx15 | 40 | 7,38 | 242 |
| | | Kia | Cee'd | 6 Jx15 | 40 | 7,38 | |
| R1-2011 | 6595 | Hyundai | i30/i30cw | 6.5 Jx16 | 30 | 8,54 | 275 |
| | | Kia | Cee'd | 6.5 Jx16 | 30 | 8,54 | |
| R1-2012 | 7045 | Kia | Niro | 6.5 Jx16 | 30 | 8,70 | 330 |
| R1-2013 | 4035 | Suzuki | Ignis | 5 Jx15 | 48 | 6,23 | 237 |
| | | | Swift | 5 Jx15 | 48 | 6,23 | |
| R1-2014 | 4110 | Hyundai | Ioniq | 6 Jx15 | 40 | 7,15 | 265 |
| R1-2015 | 6685 | Man dostawcze | TGE 3.5/5.0 | 5.5 Jx16 | 30 | 11,95 | 500 |

| | | | | | | | |
|---------|------|----------------------|--------------------|----------|----|-------|------|
| R1-2049 | 9832 | Mercedes | A-Klasse W177 | 6.5 Jx17 | 25 | 10,48 | 410 |
| R1-2050 | 7488 | Mercedes dostawcze | Sprinter III | 6.5 Jx16 | 30 | 11,25 | 388 |
| R1-2051 | 6131 | Mercedes dostawcze | Sprinter III | 6.5 Jx16 | 30 | 11,13 | 398 |
| R1-2052 | 7552 | Subaru | Impreza | 6.5 Jx16 | 30 | 8,50 | 386 |
| R1-2053 | 6696 | Man dostawcze | TGE 3.5 | 6.5 Jx16 | 30 | 12,16 | 420 |
| | | Volkswagen dostawcze | Crafter II 30/35 | 6.5 Jx16 | 30 | 12,16 | |
| R1-2056 | 5477 | Citroën | Berlingo III | 6.5 Jx15 | 40 | 10,40 | 260 |
| | | Citroën Dostawcze | Berlingo III | 6.5 Jx15 | 40 | 10,40 | |
| | | Opel | Combo Life | 6.5 Jx15 | 40 | 10,40 | |
| | | Opel dostawcze | Combo-E | 6.5 Jx16 | 40 | 10,40 | |
| | | Peugeot | Partner III/Rifter | 6.5 Jx15 | 40 | 10,40 | |
| | | | Rifter | 6.5 Jx15 | 40 | 10,40 | |
| R1-2059 | 7431 | Citroën | DS3 Crossback | 6.5 Jx16 | 30 | 7,70 | 260 |
| R1-2059 | 7431 | Peugeot | 2008 II | 6.5 Jx16 | 30 | 7,70 | 260 |
| | | | | 6.5 Jx16 | 30 | 7,70 | |
| R1-2060 | 6593 | Opel | Corsa F | 6 Jx15 | 40 | 10,40 | 260 |
| | | Peugeot | 208 II | 6 Jx15 | 40 | 10,40 | |
| R1-2061 | 7493 | Opel | Corsa F | 6.5 Jx16 | 30 | 7,70 | 280 |
| | | Peugeot | 208 II | 6.5 Jx16 | 30 | 7,70 | |
| R1-2062 | 6664 | Volkswagen | T-Cross | 6 Jx16 | 30 | 7,40 | 280 |
| R1-2065 | | Škoda | Kamiq | 6 Jx15 | 40 | | 225 |
| | | | Scala | 6 Jx15 | 40 | | |
| R1-2066 | 6664 | Škoda | Kamiq | 6 Jx16 | 30 | 7,40 | 280 |
| | | | Scala | 6 Jx16 | 30 | 7,40 | |
| R1-2067 | 6977 | Škoda | Kamiq | 6 Jx16 | 30 | 7,50 | 270 |
| | | | Scala | 6 Jx16 | 30 | 7,50 | |
| R1-2074 | 4865 | Suzuki | Jimny | 5.5 Jx15 | 40 | 7,50 | 326 |
| R1-2075 | 6666 | Renault | Clio V | 6.5 Jx16 | 30 | | INFO |
| R1-2076 | 7312 | Nissan | Juke | 6.5 Jx16 | 32 | | 290 |
| | | Renault | Capture HJB | 6.5 Jx16 | 32 | | |
| R1-2077 | 5580 | Toyota | Corolla | 6.5 Jx15 | 40 | | 290 |
| R1-2078 | 8683 | Toyota | Corolla | 7 Jx16 | 30 | | 310 |
| R1-2079 | 9997 | Toyota | RAV4 | 7 Jx17 | 25 | | 361 |
| R1-2080 | 7063 | Mazda | XC-30 | 6.5 Jx16 | 30 | | 320 |
| | | | Mazda 3 | 6.5 Jx16 | 30 | | |
| R1-2081 | 4703 | Renault | Zoe | 6 Jx15 | 40 | | 290 |
| R1-2082 | | Citroën | C3 Aircross | 6.5x16 | 40 | | 400 |
| | | | C3 My | 6.5x16 | 40 | | |

| | | | | | | | |
|----------------|------|-------------------|------------------------------|----------|----|-------|------------|
| R1-1952 | 6365 | Opel | Astra-K | 6 Jx15 | 40 | 7,75 | 223 |
| R1-1953 | 7035 | Opel | Astra-K | 6.5 Jx16 | 30 | 8,40 | 259 |
| R1-1954 | 3015 | Opel | Karl | 5 Jx14 | 48 | 6,15 | 200 |
| R1-1955 | 5020 | Renault | Megane IV / Megane Grandtour | 6 Jx15 | 40 | 7,25 | 239 |
| R1-1956 | 7005 | Renault | Megane IV / Megane Grandtour | 6.5 Jx16 | 30 | 6,70 | 259 |
| | | | Talisman | 6.5 Jx16 | 30 | 6,70 | |
| R1-1957 | 3000 | Suzuki | Celerio | 5 Jx14 | 56 | 5,50 | 271 |
| R1-1958 | 7025 | Audi | Q2 | 6.5 Jx16 | 30 | 9,30 | 278 |
| | | Volkswagen | Touran II | 6.5 Jx16 | 30 | 9,30 | |
| R1-2059 | 7432 | Citroen | DS3 Crossback | 6.5x16 | 30 | 7,70 | 283 |
| | | Peugeot | 208 II GT-Line/e-208 | 6.5x16 | 30 | 7,70 | |
| | | | 2008 II/e-2008 | 6.5x16 | 30 | 7,70 | |
| R1-1960 | | Nissan | Evalia | 5.5 Jx14 | 48 | | 204 |
| | | | NV200 electric | 5.5 Jx14 | 48 | | |
| R1-1961 | | Opel | Karl | 6 Jx15 | 40 | 7,95 | 220 |
| R1-1962 | 8887 | Jeep | Renegade | 6.5 Jx16 | 30 | 11,55 | 285 |
| R1-1963 | 4105 | Fiat | Tipo | 6 Jx15 | 40 | 7,20 | 223 |
| R1-1964 | 7105 | Fiat | Tipo | 6.5 Jx16 | 30 | 8,45 | 258 |
| R1-1965 | | Nissan | Navara model 2016 | 6 Jx16 | 30 | 10,95 | 305 |
| R1-1966 | | Nissan | Navara model 2016 | 7 Jx16 | 30 | 11,80 | 350 |
| R1-1969 | 8756 | Hyundai | ix35 | 6.5 Jx16 | 30 | 10,27 | 275 |
| | | | Tucson | 6.5 Jx16 | 30 | 10,27 | |
| R1-1970 | 8755 | Hyundai | Sonata/Sonica | 6.5 Jx16 | 30 | 10,27 | 374 |
| | | | Tucson | 6.5 Jx16 | 30 | 10,27 | |
| | | Kia | Magentis | 6.5 Jx16 | 30 | 10,27 | |
| | | | Sportage II | 6.5 Jx16 | 30 | 10,27 | |
| R1-1972 | | Nissan dostawcze | Cabstar | 5 Jx15 | 40 | 10,40 | 288 |
| | | Renault dostawcze | Maxity | 5 Jx15 | 40 | 10,40 | |
| R1-1973 | | Ford | Ranger | 7 Jx16 | 30 | 15,50 | 360 |
| R1-1974 | | Ford | Ranger | 7.5 Jx17 | 25 | 13,45 | 420 |
| R1-1975 | | Toyota | Hilux | 6 Jx15 | 40 | 11,40 | 333 |
| R1-1976 | | Toyota | Hilux | 6 Jx16 | 30 | 11,95 | 385 |
| R1-1977 | 4045 | Suzuki | Baleno | 5 Jx15 | 40 | 6,55 | 238 |
| R1-1978 | 6655 | Kia | Sportage IV | 6.5 Jx16 | 30 | 10,40 | 280 |

| | | | | | | | |
|----------------|------|----------------------|---|----------|----|-------|------------|
| | | Volkswagen dostawcze | Crafter II 30/35 | 5.5 Jx16 | 30 | 11,95 | |
| R1-2016 | 6695 | Man dostawcze | TGE 3.0/3.5 | 6.5 Jx16 | 30 | 11,76 | 335 |
| | | Volkswagen dostawcze | Crafter II 30/35 | 5.5 Jx16 | 30 | 11,76 | |
| R1-2017 | 8266 | Kia | Sportage IV | 7 Jx17 | 25 | 11,90 | 380 |
| R1-2018 | 3055 | Seat | Ibiza | 5 Jx14 | 54 | 6,85 | 186 |
| | | Volkswagen | Polo VI | 5 Jx14 | 54 | 6,85 | |
| R1-2019 | 4055 | Seat | Ibiza | 5.5 Jx15 | 48 | 6,57 | 226 |
| | | Volkswagen | Polo VI | 5.5 Jx15 | 48 | 6,57 | |
| R1-2020 | | Citroën | C3 Aircross | 6.5x16 | 40 | | 400 |
| | | | C3 My | 6.5x16 | 40 | | |
| | | Peugeot | 2008 | 6.5x16 | 40 | | |
| R1-2032 | 3635 | Kia | Picanto III | 5.5 Jx14 | 54 | 6,20 | 255 |
| R1-2033 | | Mercedes dostawcze | Sprinter III | 8.5 Jx16 | 30 | 17,05 | 539 |
| R1-2034 | 6955 | Seat | Arona | 6 Jx16 | 30 | 7,40 | 259 |
| R1-2035 | 7520 | Honda | Civic | 7 Jx16 | 30 | 10,42 | 344 |
| R1-2036 | 9012 | Mazda | CX-5 | 7 Jx17 | 25 | 11,00 | 417 |
| R1-2037 | 9031 | Mercedes dostawcze | X-Klasse | 7.5 Jx17 | 25 | 14,80 | 485 |
| R1-2038 | 7442 | Ford | EcoSport (Facelift) | 6.5 Jx16 | 30 | 8,70 | 300 |
| R1-2039 | 7001 | Hyundai | Kona | 6.5 Jx16 | 30 | 8,50 | 279 |
| R1-2040 | | Citroën | DS7 Crossback | 7 Jx17 | 25 | | 360 |
| R1-2043 | 9053 | Volkswagen dostawcze | Amarok | 6.5 Jx16 | 30 | | 330 |
| R1-2044 | 6023 | Iveco dostawcze | Iveco Daily/DailyE6/ DailyE6-Hi-Matic | 5.5 Jx16 | 30 | 13,10 | 350 |
| R1-2045 | 4444 | Renault | Clio V | 6 Jx15 | 40 | | 259 |
| R1-2046 | 9026 | Citroën dostawcze | Jumpy III Space Tourer | 7 Jx17 | 25 | | 350 |
| | | | Jumpy III Skrzynia | 7 Jx17 | 25 | | |
| | | Peugeot dostawcze | Expert III | 7 Jx17 | 25 | | |
| | | | Partner III L1 | 7 Jx17 | 25 | | |
| | | Opel | Vivaro-E | 7 Jx17 | 25 | | |
| | | Toyota dostawcze | ProAce | 7 Jx17 | 25 | | |
| R1-2047 | 7232 | Ford | Tourneo Connect/Grand Tourneo Connect (Facelift) | 6.5 Jx16 | 30 | 9,30 | 300 |
| | | Ford dostawcze | Transit Connect (Facelift) | 6.5 Jx16 | 30 | 9,30 | |
| R1-2048 | 7732 | Mercedes | A-Klasse W177 | 6.5 Jx16 | 30 | 8,30 | 340 |

| | | | | | | | |
|----------------|------|----------------------|--|----------|----|-------|-------------|
| | | Peugeot | 2008 | 6.5x16 | 40 | | |
| R1-2083 | 7037 | Ford | Puma | 6.5 Jx16 | 30 | | 280 |
| R1-2084 | 9936 | Ford | Kuga III | 7 Jx17 | 25 | | INFO |
| R1-2085 | 4250 | Hyundai | i10 | 5.5 Jx14 | 54 | | 235 |
| R1-2086 | 9788 | Mercedes | GLA II (H247) | 7 Jx17 | 25 | | INFO |
| | | | GLB (X247) | 7 Jx17 | 25 | | |
| R1-2087 | 4755 | Seat | Leon IV | 6 Jx15 | 40 | | 240 |
| | | Volkswagen | Golf VIII | 6 Jx15 | 40 | | |
| R1-2088 | 6667 | Seat | Leon IV | 6.5 Jx16 | 30 | | 280 |
| | | Škoda | Octavia III | 6.5 Jx16 | 30 | | |
| | | Volkswagen | Golf VIII | 6.5 Jx16 | 30 | | |
| R1-2089 | 9373 | Volkswagen | ID.3 | 7.5 Jx18 | 20 | | INFO |
| R1-2090 | 8703 | Volkswagen | Caddy | 6.5 Jx16 | 30 | | 280 |
| | | Volkswagen dostawcze | Caddy | 6.5 Jx16 | 30 | | |
| R1-2091 | | Volkswagen | Caddy | 6.5 Jx17 | 25 | | 370 |
| | | Volkswagen dostawcze | Caddy | 6.5 Jx17 | 25 | | |
| R1-2092 | | Volkswagen | Caddy | 6.5 Jx16 | 30 | | 280 |
| | | Volkswagen dostawcze | Caddy | 6.5 Jx16 | 30 | | |
| R1-2093 | | Mercedes dostawcze | Sprinter III (W907) | 7 Jx17 | 25 | | 400 |
| R1-2094 | 7461 | Citroën | Berlingo III | 6.5 Jx16 | 30 | 7,90 | INFO |
| | | Toyota dostawcze | ProAce City | 6.5 Jx16 | 30 | 7,90 | |
| R1-2095 | 6596 | Kia | XCeed | 6.5 Jx16 | 30 | | INFO |
| R1-2096 | | Toyota | Yaris IV | 6 Jx15 | 40 | | INFO |
| R1-2097 | 4026 | Honda | Jazz | 6 Jx15 | 40 | | INFO |
| R1-2099 | | Renault | Kangoo III | 6 Jx15 | 40 | | INFO |
| R1-2100 | | Renault dostawcze | Express | 6 Jx15 | 40 | | INFO |
| R1-2101 | | Dacia | Lodgy (Mj.2021) | 6 Jx15 | 40 | | INFO |
| R1-2102 | | Dacia | SUV Projekt RJI | 6.5x16 | 30 | | INFO |
| R1-2105 | | Iveco dostawcze | Iveco Daily/DailyE6/ DailyE6-Hi-Matic | 6 Jx16 | 30 | 16,90 | INFO |
| R1-2108 | | Škoda | Enyaq iV 50 | 8 Jx18 | | | INFO |
| | | Volkswagen | ID.4 | 8 Jx18 | | | |
| R1-2109 | | Škoda | Enyaq iV 50/IV60/IV80 | 8 Jx19 | | | INFO |
| | | Volkswagen | ID.4 | 8 Jx19 | | | |



**FELGI DO POJAZDÓW
CIĘŻAROWYCH
OFERTA 2021-22**



| Rozmiar felgi | Typ otworów mocujących | CH (mm) | PCD (mm) | Liczba otworów | ET (mm) | Położenie osi - HMA (mm) | Waga (kg) | Numer referencyjny | Maksymalne obciążenie koła (kg) | Zastosowanie | Ilość na palecie | Zawory | Rozmiar opony | Cena detaliczna netto PLN |
|---------------|------------------------|---------|----------|----------------|---------|-----------------------------|-----------|--------------------|---------------------------------|--------------|------------------|--------|---------------|---------------------------|
|---------------|------------------------|---------|----------|----------------|---------|-----------------------------|-----------|--------------------|---------------------------------|--------------|------------------|--------|---------------|---------------------------|

Felgi do pojazdów niskopodwoziowych



| A15753* | A15759* | A15849* | A15850* | A15851* | A15852* | A15853* | A15854* | A15855* |
|---------|---------|---------|---------|---------|---------|---------|---------|---------|
|---------|---------|---------|---------|---------|---------|---------|---------|---------|

| 17,5 x 6,00 | M20(Ø24) | 176 | 225 | 10 | 123 | 134 | 22 | A15853* | 2.430 | | 20 | V3-22-1 | 205/65/75R17,5 215/75R17,5 225/70/75R17,5 8-8,5-9-9,5R17,5 | 750 |
|-------------|----------|-----|-----|----|-----|-----|----|---------|-------|--|----|---------|---|-----|
| | M22(Ø26) | 176 | 225 | 10 | 123 | 134 | 22 | A15849* | 2.430 | | 20 | V3-22-1 | | 750 |
| | M22DS36 | 176 | 225 | 10 | 123 | 134 | 22 | A15852* | 2.430 | | 20 | V3-22-1 | | 750 |

| 17,5 x 6,75 | M22(Ø26) | 176 | 225 | 10 | 129 | 140 | 23 | A15759* | 2.725 | | 20 | V3-22-1 | 205/65/75R17,5 215/225/75R17,5 225/235/75R17,5 245/265/70R17,5 8,5-9,5-10R17,5 | 750 |
|-------------|----------|-----|-----|--|-----|-----|----|---------|-------|--|----|---------|--|-----|
| | M20(Ø24) | 176 | 225 | 10 <td>129</td> <td>140</td> <td>23</td> <td>A15850*</td> <td>2.725</td> <td></td> <td>20</td> <td>V3-22-1</td> <td></td> <td>750</td> | 129 | 140 | 23 | A15850* | 2.725 | | 20 | V3-22-1 | | 750 |
| | M22DS36 | 176 | 225 | 10 <td>129</td> <td>140</td> <td>23</td> <td>A15851*</td> <td>2.725</td> <td></td> <td>20</td> <td>V3-22-1</td> <td></td> <td>750</td> | 129 | 140 | 23 | A15851* | 2.725 | | 20 | V3-22-1 | | 750 |

| 19,5 x 6,75 | M20(Ø24) | 176 | 225 | 10 | 130 | 141 | 27 | A15877* | 2.500 | | 16 | V3-22-1 | 9,5 R17,5 10 R17,5 | - |
|-------------|----------|-----|-----|----|-----|-----|----|---------|-------|--|----|---------|-----------------------|---|
|-------------|----------|-----|-----|----|-----|-----|----|---------|-------|--|----|---------|-----------------------|---|

| 19,5 x 7,50 | M22DS36 | 176 | 225 | 10 | 139 | 150 | 28,5 | A15753* | 2.725 | | 12 | V3-22-1 | 245/70R19,5 265/70 R 19,5 285/70 R 19,5 | 800 |
|-------------|----------|-----|-----|--|-----|-----|------|---------|-------|--|----|---------|---|-----|
| | M20(Ø24) | 176 | 225 | 10 <td>139</td> <td>150</td> <td>28,5</td> <td>A15854*</td> <td>2.725</td> <td></td> <td>12</td> <td>V3-22-1</td> <td></td> <td>800</td> | 139 | 150 | 28,5 | A15854* | 2.725 | | 12 | V3-22-1 | | 800 |
| | M22(Ø26) | 176 | 225 | 10 <td>139</td> <td>150</td> <td>28,5</td> <td>A15855*</td> <td>2.725</td> <td></td> <td>12</td> <td>V3-22-1</td> <td></td> <td>800</td> | 139 | 150 | 28,5 | A15855* | 2.725 | | 12 | V3-22-1 | | 800 |

* = z zaworem w pozycji zewnętrznej, chronionej (ALV)

Felgi do pojazdów ciężarowych i przyczep



A12358 A12394 A12532 A12533 A15370* A15371* A15372* A15385* A15391*



A15457 A15488* A15505* A15516* A15536* A15544* A15576 A15600 A15724



A15752* A15794* A15836* A15909* A15910* A15925* A15945* A16005* A16016*



A16017* A16088* A16090 A16094* A16096* A16099* A16103* A16104* A16133*



A16134* A16135* A16187*

| Rozmiar felgi | Typ otworów mocujących | CH (mm) | PCD (mm) | Liczba otworów | ET (mm) | Położenie odległości środków felg - HMA (mm) | Waga (kg) | Numer referencyjny | Maksymalne obciążenie koła (kg) | Zastosowanie | Ilość na palecie | Zawory | Rozmiar opony | Cena detaliczna netto PLN |
|---------------------|------------------------|---------|----------|----------------|---------|--|-----------|--------------------|---------------------------------|------------------------|------------------|---------|--|---------------------------|
| 17,5 x 6,00 | M18(Ø21) | 202 | 245 | 6 | 120 | 131 | 20,8 | A15385* | 1.900 | MAN | 20 | V3-22-1 | 205/65/75R17,5 215/75R17,5 225/70/75R17,5 8-8,5-9-9,5R17,5 | 750 |
| | M18(Ø21) | 161 | 205 | 6 | 120 | 131 | 21,5 | A15544* | 1.850 | Nissan/Iveco | 20 | V3-22-1 | | 750 |
| | M20(Ø23) | 191 | 245 | 6 | 120 | 131 | 21 | A16005* | 1.850 | Iveco | 20 | V3-22-1 | | 750 |
| | M18(Ø21) | 130 | 170 | 6 | 70 | | 20,5 | A15752* | 1.850 | Iveco, Bremach | 20 | V3-22-1 | | 750 |
| | M20(Ø24) | 221 | 275 | 8 | 124 | 134 | 20,5 | A15516* | 1.850 | Iveco | 20 | V3-22-1 | | 750 |
| 17,5 x 6,75 | M18(Ø21) | 202 | 245 | 6 | 128 | 139 | 22,3 | A15391* | 2.120 | MAN | 20 | V3-22-1 | 205/65/75R17,5 215-225/75R17,5 225-235/75R17,5 245-265/70R17,5 8,5-9,5-10R17,5 | 750 |
| | M18(DS32) | 202 | 245 | 6 | 128 | 139 | 22,3 | A15836* | 2.360 | MB | 20 | V3-22-1 | | 750 |
| | M18(Ø21) | 202 | 245 | 6 | 128 | 139 | 24 | A16016* | 2.360 | MB | 20 | V3-22-1 | | 750 |
| | M20(Ø24) | 221 | 275 | 8 | 132 | 142 | 21,5 | A15505* | 2.360 | Iveco | 20 | V3-22-1 | | 750 |
| 19,5 x 6,75 | M20(Ø24) | 221 | 275 | 8 | 133 | 144 | 28 | A15370* | 2.500 | MAN/Iveco | 16 | V3-22-1 | 245/70R19,5 265/70R19,5 9,5R19,5 | 800 |
| | M22DS36 | 221 | 275 | 8 | 133 | 144 | 28 | A15909* | 2.500 | MB/przyczepa | 16 | V3-22-1 | | 800 |
| 19,5 x 7,50 | M20(Ø24) | 221 | 275 | 8 | 142 | 155 | 29 | A15371* | 2.650 | MAN/Iveco | 12 | V3-22-1 | 245/70R19,5 265/70R19,5 285/70R19,5 | 800 |
| | M22DS36 | 221 | 275 | 8 | 142 | 155 | 29 | A15910* | 2.650 | MB | 12 | V3-22-1 | | 800 |
| 19,5 x 8,25 | M22DS36 | 221 | 275 | 8 | 154 | 167 | 29 | A15488* | 3.150 | MB | 12 | V3-22-1 | 265/55R19,5 265/70R19,5 285/70R19,5 | 800 |
| | M20(Ø24) | 221 | 275 | 8 | 154 | 167 | 29 | A16017* | 3.150 | MB | 12 | V3-22-1 | | 800 |
| | M20(Ø24) | 221 | 275 | 8 | 157 | 170 | 30 | A15372* | 3.150 | MAN/Iveco | 12 | V3-22-1 | | 800 |
| 19,5 x 14,00 | M22(Ø26) | 281 | 335 | 10 | 120 | | 39 | A16301 | 5.150 | przyczepa | 8 | V3-12-1 | 425/55R19,5 435/50R19,5 445/45R19,5 445/65R19,5 | - |
| | M22(Ø26) | 281 | 335 | 10 | 0 | | 39 | A16302 | 5.150 | przyczepa | 8 | V3-12-1 | | - |
| | M22(Ø26) | 281 | 335 | 8 | 120 | | 40,5 | A16303 | 5.150 | przyczepa | 8 | V3-12-1 | | - |
| | M22(Ø26) | 221 | 275 | 8 | 0 | | 39 | A16304 | 5.150 | przyczepa | 8 | V3-12-1 | | - |
| 22,5 x 7,50 | M22(Ø24) | 221 | 275 | 8 | 147 | 160 | 38 | A15536* | 3.150 | Iveco | 12 | V3-22-1 | 255/70R22,5 275/70R22,5 10 R 22,5 11 R 22,5 | 900 |
| | M20(Ø24) | 221 | 275 | 8 | 140 | 153 | 38 | A15982* | 3.150 | MAN | 12 | V3-22-1 | | 900 |
| | M22(Ø26) | 281 | 335 | 10 | 152 | 165 | 39 | A16197* | 3.750 | uniwersalne | 12 | V3-22-1 | | - |
| | M22DS36 | 281 | 335 | 10 | 152 | 165 | 38,5 | A16134* | 3.150 | MAN/Iveco, uniwersalne | 12 | V3-22-1 | | 900 |
| | M22(Ø26) | 281 | 335 | 10 | 148 | 160 | 35,5 | A16096* | 3.350 | Iveco, uniwersalne | 12 | V3-22-1 | | 900 |
| | M22DS36 | 281 | 335 | 10 | 148 | 160 | 35,5 | A16187* | 3.350 | Iveco, uniwersalne | 12 | V3-22-1 | | 900 |

* = z zaworem w pozycji zewnętrznej, chronionej (ALV)

| Rozmiar felgi | Typ otworów mocujących | CH (mm) | PCD (mm) | Liczba otworów | ET (mm) | Położona odległość środków felg - HMA (mm) | Waga (kg) | Numer referencyjny | Maksymalne obciążenie koła (kg) | Zastosowanie | Ilość na palecie | Zawory | Rozmiar opony | Cena detaliczna netto PLN |
|---------------|------------------------|---------|----------|----------------|---------|--|-----------|--------------------|---------------------------------|--------------|------------------|--------|---------------|---------------------------|
|---------------|------------------------|---------|----------|----------------|---------|--|-----------|--------------------|---------------------------------|--------------|------------------|--------|---------------|---------------------------|

Felgi do pojazdów ciężarowych i przyczep

| 22,5 x 8,25 | M20(Ø24) | 221 | 275 | 8 | 122 | 135 | 38 | A15988* | 3.550 | MAN | 12 | V3-22-1 | 265-275/70R22,5 275/80/90R22,5 285-295/60R22,5 295/80R22,5 305/70R22,5 11 - 12 R22,5 | 900 |
|-------------|----------|-----|-----|----|-----|-----|------|---------|-------|-------------|----|---------|---|-----|
| | M22(Ø26) | 281 | 335 | 10 | 152 | 165 | 37 | A16094* | 3.750 | uniwersalne | 12 | V3-22-1 | | 900 |
| | M22DS36 | 281 | 335 | 10 | 152 | 165 | 37 | A16135* | 3.750 | uniwersalne | 12 | V3-22-1 | | 900 |
| | M22DS36 | 281 | 335 | 10 | 157 | 170 | 37,5 | A16188* | 3.750 | uniwersalne | 12 | V3-22-1 | | 900 |
| | M22(Ø26) | 281 | 335 | 10 | 157 | 170 | 37,5 | A16118* | 3.750 | uniwersalne | 12 | | | 900 |

| 22,5 x 9,00 | M22(Ø26) | 281 | 335 | 10 | 161 | 175 | 37,8 | A16088* | 4.000 | uniwersalne | 12 | V3-22-1 | 285/60R22,5 285/60R22,5 305/60/70R22,5 305/70R22,5 315/60/70R22,5 315/75/80R22,5 12-13R22,5 | 900 |
|-------------|----------|-----|-----|----|-----|-----|------|---------|-------|-------------|----|---------|---|-----|
|-------------|----------|-----|-----|----|-----|-----|------|---------|-------|-------------|----|---------|---|-----|

| 22,5 x 11,75 | M22DS36 | 281 | 335 | 10 | 0 | | 38,5 | A15925* | 4.500 | przyczepa | 12 | V3-22-1 | 385/55R22,5 385/65R22,5 | 950 |
|--------------|----------|-----|-----|----|------|--|------|---------|-------|--------------------|----|-----------------|----------------------------|-----|
| | M22(Ø26) | 281 | 335 | 10 | 0 | | 38,5 | A15794* | 4.500 | przyczepa | 12 | V3-22-1 | | 950 |
| | M22(Ø26) | 281 | 335 | 10 | 0 | | 38,5 | A16110* | 5.000 | przyczepa | 12 | V3-22-1 | | 950 |
| | M22(Ø26) | 281 | 335 | 10 | 120 | | 42 | A16103* | 5.000 | MAN, MB, ... | 12 | V3-22-1 | | 950 |
| | M22(Ø26) | 281 | 335 | 10 | 135 | | 42 | A16099* | 5.000 | Iveco, Scania | 12 | V3-22-1 | | 950 |
| | M22(Ø26) | 281 | 335 | 10 | 130 | | 42 | A16104* | 5.000 | Iveco, uniwersalne | 12 | V3-22-1 | | 950 |
| | M22(Ø26) | 281 | 335 | 10 | 80 | | 47,5 | A16114* | 5.000 | SAF | 12 | V3-22-1 | | - |
| | M22(Ø26) | 281 | 335 | 10 | -5,5 | | 47,5 | A16271 | 5.000 | przyczepa | 12 | Specjalny zawór | | - |

* = z zaworem w pozycji zewnętrznej, chronionej (ALV)

| 22,5 x 13,00 | M22(Ø26) | 281 | 335 | 10 | 0 | | 55 | A12532 | 6.000 | przyczepa | 8 | V3-12-1 V3-21-1 | 425/65R22,5 | - |
|--------------|----------|-----|-----|----|-----|--|----|--------|-------|-----------|---|-----------------|-------------|---|
| | M22(Ø26) | 281 | 335 | 10 | 120 | | 55 | A16334 | 6.000 | przyczepa | 8 | V3-12-1 V3-21-1 | | - |
| | M22(Ø26) | 281 | 335 | 10 | 130 | | 55 | A15569 | 6.000 | przyczepa | 8 | V3-12-1 V3-21-1 | | - |

| 22,5 x 14,00 | M22(Ø26) | 281 | 335 | 10 | 120 | | 60 | A16335 | 6.000 | przyczepa | 8 | V3-12-1 V3-21-1 | 435/45R22,5 445/65+75R22,5 445/65+75R22,5 445/65+75R22,5 | - |
|--------------|----------|-----|-----|----|-----|--|----|--------|-------|-----------|---|-----------------|---|---|
| | M22(Ø26) | 281 | 335 | 10 | 0 | | 60 | A12533 | 6.000 | przyczepa | 8 | V3-12-1 V3-21-1 | | - |
| | M22(Ø26) | 281 | 335 | 10 | 4 | | 60 | A15549 | 6.000 | Bus | 8 | V3-12-1 V3-21-1 | | - |
| | M22(Ø26) | 281 | 335 | 10 | 155 | | 60 | A15524 | 6.000 | przyczepa | 8 | V3-12-1 V3-21-1 | | - |

| 24 x 8,5 | M22(Ø26) | 281 | 335 | 10 | 161 | 175 | 53 | A16090 | 4.000 | MAN, MB, Iveco | 6, 12 | V3-22-1 | 325/95R24 | - |
|----------|----------|-----|-----|----|-----|-----|----|--------|-------|----------------|-------|---------|-----------|---|
|----------|----------|-----|-----|----|-----|-----|----|--------|-------|----------------|-------|---------|-----------|---|

| Rozmiar felgi | Typ otworów mocujących | CH (mm) | PCD (mm) | Liczba otworów | ET (mm) | Położenie osi Położenie osi - HMA (mm) | Waga (kg) | Numer referencyjny | Maksymalne obciążenie koła (kg) | Zastosowanie | Ilość na palecie | Zawory | Rozmiar opony | Cena detaliczna netto PLN |
|---------------|------------------------|---------|----------|----------------|---------|--|-----------|--------------------|---------------------------------|--------------|------------------|--------|---------------|---------------------------|
|---------------|------------------------|---------|----------|----------------|---------|--|-----------|--------------------|---------------------------------|--------------|------------------|--------|---------------|---------------------------|

Wieloczęściowe felgi do samochodów ciężarowych i przyczep



| A15446 | A15454 | A15462 | A15680 | A15739 | A15956 |
|--------|--------|--------|--------|--------|--------|
|--------|--------|--------|--------|--------|--------|

| 6,5 H - 16 | | | | | | | | | | | | | | |
|-------------|----------|-----|-----|----|-----|-----|------|--------|-------|---------------|----|---------|--|---|
| bezdełkowe | M18(Ø21) | 130 | 170 | 6 | 55 | | 26 | A15261 | 1.850 | Scam, Bremach | 20 | | 8,25R16 9R16 | - |
| bezdełkowe | M18(Ø21) | 130 | 170 | 6 | 101 | 110 | 26 | A14444 | 1.600 | Iveco | 20 | | 255/100R16 | - |
| 20 - 11 SDC | | | | | | | | | | | | | | |
| bezdełkowe | M20(Ø24) | 221 | 275 | 8 | 85 | | 51 | A15454 | 3.550 | MAN/Iveco | 12 | V3.15.2 | 365/80R20MPT 335/80R20MPT | - |
| bezdełkowe | M20(Ø24) | 221 | 275 | 8 | 100 | | 51 | A15462 | 3.550 | MAN/Iveco | 12 | V3.15.2 | | - |
| bezdełkowe | M20(Ø24) | 221 | 275 | 8 | 120 | | 51 | A15446 | 3.550 | MAN/Iveco | 12 | V3.15.2 | | - |
| bezdełkowe | M20(Ø24) | 221 | 275 | 8 | 120 | | 53,5 | A15956 | 3.550 | MAN/Iveco | 12 | V3.16.1 | | - |
| 20 - 10.00W | | | | | | | | | | | | | | |
| | M22(Ø26) | 281 | 335 | 10 | 95 | | 72 | A16122 | 5.000 | Iveco | 18 | | 365/80R20 365/85R20 365/95R20 14R20 | - |
| bezdełkowe | M22(Ø26) | 281 | 335 | 10 | 95 | | 72 | A16121 | 5.000 | Iveco | 18 | | | - |
| | M22(Ø26) | 281 | 335 | 10 | 114 | | 72 | A15682 | 4.500 | MAN | 8 | | | - |
| bezdełkowe | M22(Ø26) | 281 | 335 | 10 | 114 | | 72 | A16276 | 4.500 | MAN | 8 | | | - |
| bezdełkowe | M22(Ø26) | 281 | 335 | 10 | 114 | | 72 | A15680 | 4.500 | MAN | 8 | | | - |
| | M22DS36 | 281 | 335 | 10 | 121 | | 72 | A15739 | 4.500 | MAN | 8 | | | - |
| 20 - 7,5 | | | | | | | | | | | | | | |
| | M22(Ø26) | 281 | 335 | 10 | 154 | 166 | 47 | A16124 | 3.250 | Iveco | 18 | | 9 - 10 - 11R20 | - |
| 20 - 8,5 | | | | | | | | | | | | | | |
| | M22(Ø26) | 221 | 275 | 8 | 108 | | 60 | A15990 | 3.750 | MB | 18 | | 11 - 12R20 | - |
| | M22(Ø26) | 281 | 335 | 10 | 161 | 174 | 54 | A16112 | 3.750 | Iveco | 18 | | | - |
| | M22(Ø26) | 281 | 335 | 10 | 161 | 174 | 54 | A16182 | 3.750 | Iveco | 18 | | | - |
| 24 - 8,5 | | | | | | | | | | | | | | |
| | M22(Ø26) | 281 | 335 | 10 | 160 | 175 | 70 | A16123 | 4.750 | Iveco | 18 | | 12R24 | - |
| | M22(Ø26) | 281 | 335 | 10 | 160 | 175 | 70 | A16184 | 4.750 | Iveco | 18 | | | - |
| | M22(Ø26) | 281 | 335 | 10 | 165 | 180 | 70 | A16150 | 4.750 | Iveco | 18 | | | - |

Felgi do przyczepek jednoosiowych

oferta cenowa ustalana jest indywidualnie

| Rozmiar | Fotografia | Numer felgi | Kolor | PCD | CH (mm) | ET (mm) | LI (kg) |
|----------------|------------|-------------|---------|-------|---------|---------|---------|
| 4.00 B x 13 FH | A | T13044 | srebrny | 4x100 | 57 | 30 | 450 |
| | | T13147 | | | | | 425 |
| | | T13059 | | | | | 600 |
| 4.50 B x 13 FH | B | T13071 | srebrny | 4x98 | 58 | 35 | 450 |
| 4.00 B x 13 FH | | T13042 | srebrny | 4x98 | 58 | 30 | 450 |
| 4 ½ J x 13 H2 | C | T13139 | srebrny | 5x112 | 66,5 | 30 | 600 |
| | | T13140 | | | | | |
| | | T13141 | | | | 33 | |
| 5 J x 13 H2 | C | T13076 | srebrny | 5x112 | 66,5 | 33 | 600 |
| | | T13081 | | | | | |
| | | T13078 | | | | 725 | |
| | | T13083 | | | | | |
| 5 J x 14 H2 | D | T14011 | srebrny | 4x100 | 58 | 30 | 700 |
| 5 ½ J x 14 H2 | | T14039 | srebrny | 4x100 | 57 | 30 | 700 |
| 5 ½ J x 14 H2 | E | T14019 | srebrny | 5x112 | 66,5 | 30 | 875 |
| | | T14020 | | | | | |
| 5 ½ J x 15 H2 | | T15023 | srebrny | 5x112 | 66,5 | 30 | 900 |



A



B



C

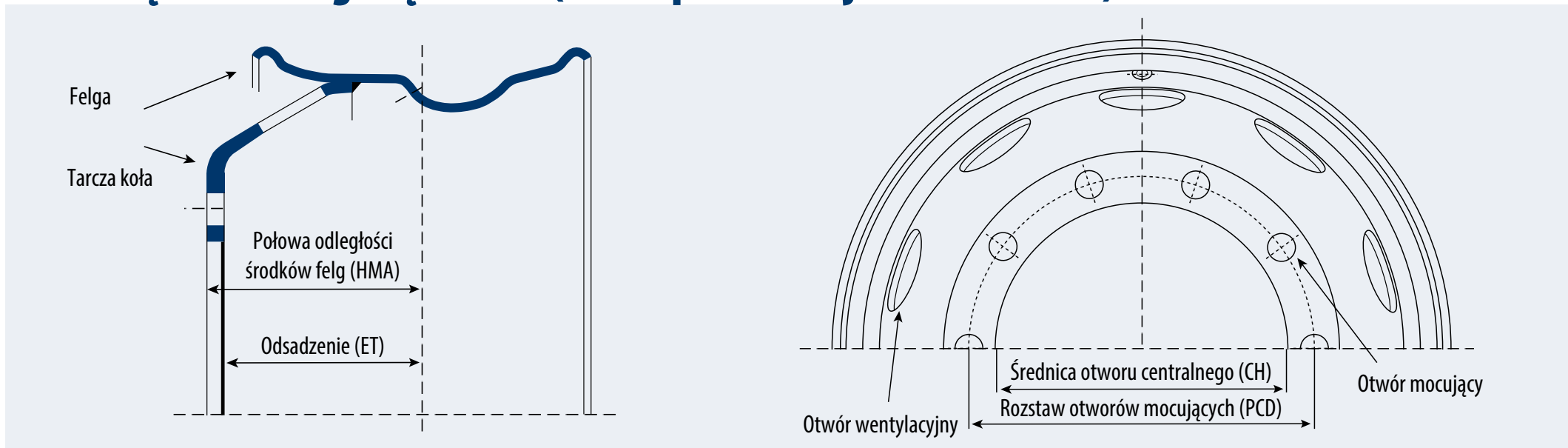


D

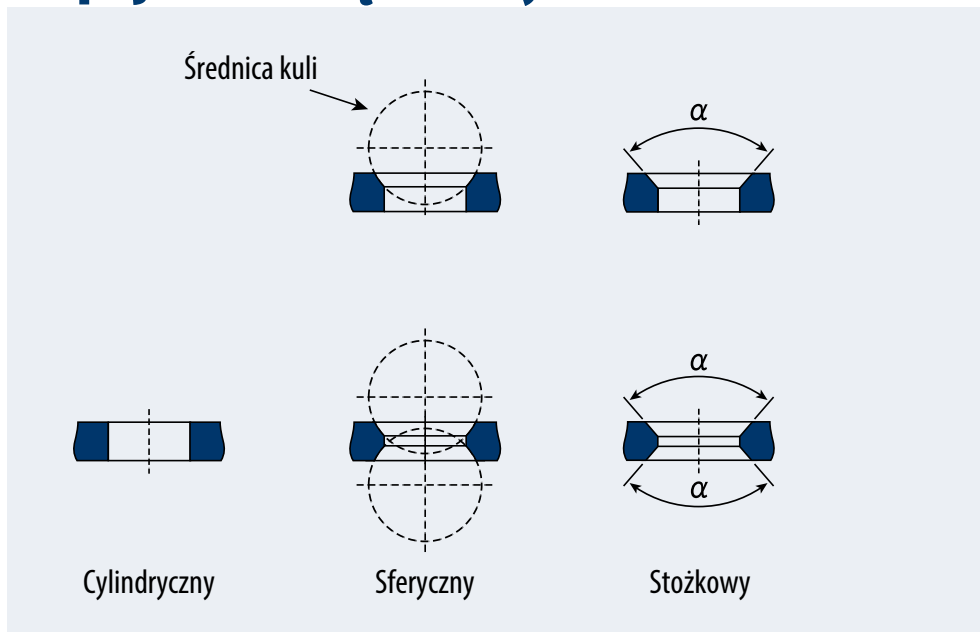


E

Jednoczęściowe felgi ciężarowe (15-stopniowe zejście osadzenia)



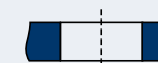
Typy otworów mocujących w felgach do pojazdów ciężarowych



Oznaczenia otworów mocujących wdg EUWA

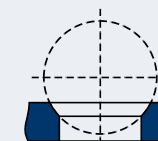
EUWA = Association of European Wheel Manufacturers

M 22 Otwory proste



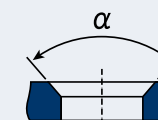
M22

M 22 I S 36 Otwory z zatoczeniami



M22IS36

B E C 80°



B23EC80

Średnica sfery
Kąt stożka

S = sferyczne (spherical)
C = stożkowe (conical)

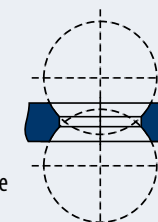
Zatoczenia

I = wewnętrzne (inside)
E = zewnętrzne (external)
D = dwustronne (dual)

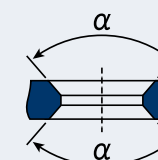
Średnica śruby

M = Centrowanie na piaście/podwójne centrowanie

B = Centrowanie na śrubach



B18DS32



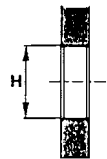
M23DC80

Typy zatoczeń otworów mocujących

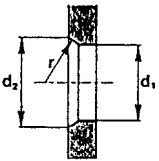
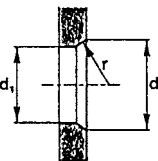
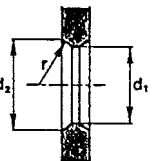
Type of Stud hole Countersink

Osadzenia otworów mocujących w felgach ciężarowych (oznaczenie zgodne z EUWA - ES 3.15)

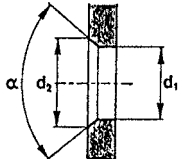
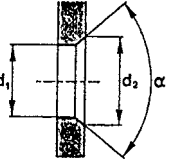
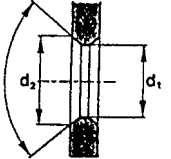
Fixing Holes Seats Designation according to EUWA - ES 3.15

| Otwory cylindryczne Cylindrical Holes |  | oznaczenie Designation | średnica otworów Holes diameter |
|--|---|---------------------------|------------------------------------|
| | | M 18 | 21 |
| | | M 20 | 24 |
| | | M 22 | 26 |

Osadzenia sferyczne Spherical Seats

| tylko zewnętrzne External only | tylko wewnętrzne Internal only | dwustronne Double sided |
|---|---|--|
|  |  |  |
| kod 1 B 18 ES 32 | kod 1 B 18 IS 32 | kod 1 B 18 DS 32 |
| kod 2 B 22 ES 36 | kod 2 B 22 IS 36 | kod 2 B 22 DS 36 |
| kod 33 M 22 ES 36 | kod 33 M 22 IS 36 | kod 33 M 22 DS 36 |
| | | kod 5 B 18 DS 44.4 |

Osadzenia stożkowe Conical Seats

| tylko zewnętrzne External only | tylko wewnętrzne Internal only | dwustronne Double sided |
|--|--|---|
|  |  |  |
| kod 17 B 22 EC 80 | kod 17 B 22 IC 80 | kod 17 B 23 DC 80 |
| kod 37 M 22 EC 80 | kod 37 M 22 IC 80 | kod 37 M 23 DC 80 |

Charakterystyki i rozmiary Characteristics and Dimensions

| kod | d2 +1/0 | d3 ±0.5 | r ±0,1 | α ±1° |
|-----|---------|---------|--------|-------|
| 1 | 21,5 | 27 | 16 | — |
| 2 | 27 | 32 | 18 | — |
| 33 | 26 | 32 | 18 | — |
| 5 | 32,5 | 37,5 | 22,2 | — |
| 17 | 25,4 | 31,5 | — | 80° |
| 37 | 26 | 31,5 | — | 80° |

Typy zatoczeń otworów mocujących

Type of Stud hole Countersink

Osadzenia otworów mocujących w felgach ciężarowych (oznaczenie zgodne z EUWA - ES 3.15)

Fixing Holes Seats Designation according to EUWA - ES 3.15

Tabela rekomendowanych mocowań (Standard EUWA ES-3.16)

Table of recommended fixings
(EUWA Standard ES-3.16)

| Liczba otworów Holes No. | Otwór centrujący Pilot Hole | P.C.D. | Min. płaska powierzchnia Min. flat | Średnica otworów Holes diam. | Rozmiar śruby Bolt size | Kod otworu Holes code |
|-----------------------------|--------------------------------|--------|---------------------------------------|---------------------------------|----------------------------|--------------------------|
| 6 | 130 | 170 | 223 | 21 | M 18 x 1,5 | M 18 |
| 6 | 161 | 205 | 255 | 21 | M 18 x 1,5 | M 18 |
| 6 | 202 | 245 | 295 | 21 | M 18 x 1,5 | M 18 |
| 8 | 221 | 275 | 325 | 24 | M 20 x 1,5 | M 20 |
| 10 | 176 | 225 | 275 | 24 | M 20 x 1,5 | M 20 |
| 10 | 281 | 335 | 390 | 26 | M 22 x 1,5 | M 22 |

Mocowania alternatywne, aktualnie nie używane

Alternative, not of
current use, fixings

| Liczba otworów Holes No. | Otwór centrujący Pilot Hole | P.C.D. | Min. płaska powierzchnia Min. flat | Średnica otworów Holes diam. | Rozmiar śruby Bolt size | Kod otworu Holes code |
|-----------------------------|--------------------------------|--------|---------------------------------------|---------------------------------|----------------------------|--------------------------|
| 6 | 161 | 205 | 255 | 21,5 | M 18 x 1,5 | B18 DS32 |
| 6 | 202 | 245 | 295 | 21,5 | M 18 x 1,5 | B18 DS32 |
| 8 | 221 | 275 | 320 | 26 | M 20 x 1,5 | B22 DS36 |
| 8 | 221 | 285 | 320 | 32,5 | 3/4"-16 | B18 DS44 |
| 10 | 221 | 285,7 | 350 | 32,5 | 3/4"-16 | B18 DS44,4 |
| 10 | 281 | 335 | 385 | 26 | M 22 x 1,5 | M22 DS36 |
| 10 | 281 | 335 | 385 | 26 | M 22 x 1,5 | M22 DC80 |